

## **TABLE OF CONTENTS**

	<b>Page</b>
Table of contents	i
List of tables	ii
Acronyms	iii
<b>CHAPTER ONE</b>	
1.0 Introduction	4
1.1 Purpose of the Annual Progress Report for 2008	5
1.2 Process involved and difficulties encountered	5
1.3 Status of implementation of the OMMTDP	6
<b>CHAPTER TWO</b>	
2.0 Programmes and Projects status for the year	9
2.1 Update on disbursement from funding sources	19
2.2 Update on indicators and targets	25
2.3 Update on critical development and poverty issues	36
2.4 Participatory Monitoring and Evaluation	42
<b>CHAPTER THREE</b>	
3.0 The way forward	44
3.1 Key issues addressed	44
3.2 Issues to be addressed	45
Recommendations	46
Conclusion	47

**LIST OF TABLES**

Table 1	OMA's goals and Objectives
Table 2	Planned interventions in the 2006 – 2009 Medium Term Plan
Table 3	Actuals of OMA's development budget 2006 to 2009
Table 4	Highlights of major development programmes and projects expended by OMA
Table 5	Programmes and projects register
Table 6	Update on funding sources from 2006 - 2009
Table 7	Update on disbursement from funds from 2006 - 2009 (OMA)
Table 8	Revenue performance for 2009
Table 9	Revenue performance for 2008
Table 10	Expenditure performance for 2009
Table 11	Expenditure performance for 2008
Table 12	Update on funding sources from 2007 - 2009 (MOFA)
Table 13	Update on disbursement from 2007 - 2009 (MOFA)
Table 14	Update on funding sources from 2007 - 2009 (GES)
Table 15	Update on disbursement from 2007 - 2009 (GES)
Table 16	Update on funding sources from 2007 - 2009 (GHS)
Table 17	Update on disbursement from 2007 - 2009 (GHS)
Table 18	Update on twenty (20) core indicators and targets
Table 19	Update on Municipal indicators and targets
Table 20	Category/number of beneficiary schools
Table 21	Gross enrolment
Table 22	Number of classroom for public basic schools
Table 23	Pupil/Teacher Ratio

**ACRONYMS**

OMMTDP	-	Obuasi Municipal Medium Term Development Plan
GPRS I	-	Ghana Poverty Reduction Strategy Phase I
M&E	-	Monitoring and Evaluation
MPCU	-	Municipal Planning Co-ordinating Unit
NGO	-	Non-Governmental Organization
MMET	-	Municipal Monitoring and Evaluation Team
HIV/AIDS	-	Human Immune Virus/Acquired Immune Deficiency Syndrome
GES	-	Ghana Education Service
OPD	-	Out-Patient Department
MHMT	-	Municipal Health Management Team
OMA	-	Obuasi Municipal Assembly
DACF	-	District Assemblies' Common Fund
JHS	-	Junior High School
BECE	-	Basic Education Certificate Examination
CWSP IV	-	Community Water and Sanitation Project Phase IV
CBRDP	-	Community Based Rural Development Project
BOT	-	Build Operate and Transfer
AGA	-	AngloGold Ashanti
MCE	-	Municipal Chief Executive
IGF	-	Internally Generated Fund
MTDP	-	Medium Term Development Plan
HIPC	-	Highly Indebted Poor Countries
GETFUND	-	Ghana Education Trust Fund
MLGRDE	-	Ministry of Local Government Rural Development and Environment
MOFA	-	Ministry of Food and Agriculture
GHS	-	Ghana Health Service
NDPC	-	National Development Planning Commission
SHS	-	Senior High School
MWST	-	Municipal Water and Sanitation Team
WATSAN	-	Water and Sanitation Committee
NYEP	-	National Youth Employment Programme
CBO	-	Community Based Organization
GPRS II	-	Growth and Poverty Reduction Strategy Phase II
HRD	-	Human Resource Development
KG	-	Kindergarten
KVIP	-	Kumasi Ventilated Improved Pit Latrine
MFRD	-	Municipal Feeder Roads Department.
MMTDP	-	Municipal Medium Term Development Plan
SSNIT	-	Social Security and National Insurance Trust
SMEDI	-	Small and Medium Enterprise Development Initiative
DUR	-	Department of Urban Roads
CIC	-	Community Implementation Committee
DIC	-	District Implementation Committee
GER	-	Gross Enrolment Rate

## **CHAPTER ONE**

### **1.0 INTRODUCTION**

The scope of this report is for the period 1<sup>st</sup> January, 2006 to 31<sup>st</sup> December, 2009. It is aimed at bringing to the fore a review of policies programmes and projects executed by the Assembly with the view of implementing the Obuasi Municipal Assembly's Medium Term Development Plan.

The report was compiled from an assessment of the status of indicators and targets which have been adopted by the Assembly for the Monitoring and Evaluating the achievements and impact of key programmes and projects interventions executed from January, 2006 to December, 2009.

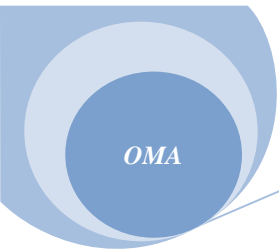
The Annual Progress Report provides an update on the status of the following;

- a) Implementation of the Obuasi Municipal Assembly's Medium term Development Plan from 2006 to 2009.
- b) Programmes and projects executed in 2009.
- c) Revenue and Expenditure performance of the Central Administration and other key departments notably, Education, Health, Agriculture from 2006 to 2009.
- d) Twenty Core national Indicators and Targets and Municipal Indicators and Targets.
- e) Critical development and poverty issues.

As a way forward the Annual Progress Report for 2009 focused on;

1. Identification of key issues and measures proposed to address them
2. Recommendations for improvement to enhance Assembly's performance with respect to programmes and projects implementation during the next planning period (2010 – 2013).

### **1.1 PURPOSE OF THE ANNUAL PROGRESS REPORT FOR 2009**



The main aim for Monitoring and Evaluation is to enable the Assembly to provide the requisite information to stakeholders on the status of the implementation of the Assembly's Medium Term Development Plan from 2006 to 2009.

The M & E will therefore help monitor progress towards the attainment of targets in the plan by comparing it with the targets at inception of the plan and actuals as at 2009.

Secondly the M&E will help the Assembly modify or discontinue interventions that have not made the desired impact in the Municipality.

Thirdly, the M&E will help ensure that resources are used effectively and identify high cost of interventions and operations.

Fourthly, the M&E will enable the Assembly assess the reaction of beneficiaries to the programmes and projects implemented and solutions found for negative reactions.

Fifthly, the M&E will provide record of events and ensure that funding reaches the intended beneficiaries to improve service delivery and influence resource allocation in the Municipality.

Finally, the M&E will make available to stakeholders evidence of the results of their investments in the implementation of the MMTDP from 2006 to 2009.

## **1.2 PROCESSES INVOLVED AND CHALLENGES ENCOUNTERED**

The Annual Progress Report for 2009 was prepared by the MPCU of Obuasi Municipal Assembly with inputs from stakeholders namely Departmental heads, Assembly members, NGOs among others.

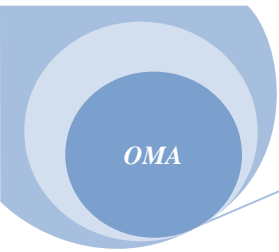
The MPCU compiled Monitoring and Evaluating data from both primary and secondary sources to determine the impact of programmes and projects delivery within the Municipality.

Secondary data were obtained from monthly and quarterly reports and annual progress reports of departments and agencies operating in the Municipality.

Secondary data were also obtained from reports of development partners and NGOs pursuing programmes and projects interventions in the Municipality.

Data collected from both primary and secondary sources were received by the MPCU.

## **1.3 PROBLEMS ENCOUNTERED**



Some of the problems encountered were difficulties in;

1. Getting access to information at the Sectoral level.
2. Assembling members of the MPCU for monitoring and evaluation exercises due to their frequent travels outside the Municipality on other official duties.

#### 1.4 STATUS OF IMPLEMENTATION OF OMA's MTDP

The Obuasi Municipal Assembly is in the fourth year of the implementation of the Medium Term Development Plan which covers the period 2006 to 2009.

In the OMA's Medium Term Development Plan the Assembly came out with goals and objectives in the three (3) thematic areas of the GPRS II and this is shown in Table I.

**TABLE 1: OMA'S GOALS AND OBJECTIVES**

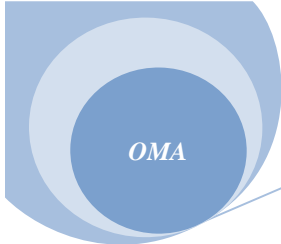
NO.	THEMATIC AREA	GOALS
1	<b>Private Sector Competitiveness</b>	<ul style="list-style-type: none"> <li>• To increase agricultural production</li> <li>• To improve local revenue generation</li> <li>• To create an enabling environment for access to investment capital.</li> <li>• To create an enabling environment for reducing cost of doing business</li> </ul>
2	<b>Human Resource Development</b>	<ul style="list-style-type: none"> <li>• To improve access to quality formal education.</li> <li>• To ensure that all children of school going age are in school</li> <li>• To ensure access to quality health services</li> <li>• To reduce the spread of HIV/AIDS</li> <li>• To reduce the incidence of malaria</li> <li>• To ensure environmental cleanliness at all times.</li> <li>• To improve access to potable water</li> <li>• To protect and improve the well being of the vulnerable in the Municipality.</li> </ul>
3	<b>Good Governance and Civic Responsibility</b>	<ul style="list-style-type: none"> <li>• To ensure effective Sub-Municipal structures</li> <li>• To ensure peace and security within the Municipality</li> </ul>

NO.	THEMATIC AREA	OBJECTIVES
-----	---------------	------------

1	<b>PRIVATE SECTOR COMPETITIVENESS</b>	<ul style="list-style-type: none"> <li>• To provide 1no. transport terminal for all private commercial transport operators by December, 2009</li> <li>• To increase cell phone network coverage from the current (2006) 85 % to 100% by December, 2009</li> <li>• To reduce youth unemployment from 9% (2006) to 6% by December, 2009</li> </ul>
2	<b>HUMAN RESOURCE DEVELOPMENT</b> <ul style="list-style-type: none"> <li>• <b>Education</b></li> <li>• <b>Health</b></li> <li>• <b>Water, Sanitation And Waste Management</b></li> </ul>	<ul style="list-style-type: none"> <li>• To reduce pupils population from 70 per classroom in 2006 to 45 by December, 2009</li> <li>• To maintain the current teacher/pupil ratio of 1:25 by December, 2009</li> <li>• To provide 1 office complex for GES Directorate by December, 2009</li> <li>• To provide fence walls around 2 senior Secondary Schools by December, 2009</li> <li>• To award a total of 250 scholarships to SHS and Tertiary students from Obuasi Municipality.</li> <li>• To provide 1 permanent Municipal library by December 2009</li> <li>• To provide 1 no. mortuary facility at Obuasi Government Hospital</li> <li>• To reduce malaria cases from 7000 to 1000 per month by 2009</li> <li>• To reduce Doctor/Patient ratio in the Municipality from 1:401,000 (2006) to 1:300,000 by Dec 2009</li> <li>• To decongest female ward by providing a separate children's ward and hostel facility for caregivers.</li> <li>• To provide 1-no. OPD structure at Obuasi Government Hospital by 2009</li> <li>• To provide a permanent office accommodation for MHMT.</li> <li>• To reduce HIV/AIDS incidence from 3.4% to 2% by 2009.</li> <li>• To provide and equip a Dental Clinic at Obuasi Government Hospital by 2009.</li> <li>• To ensure 100% access to potable water by December 2009</li> <li>• To improve solid waste management from 80% daily collection and disposal to 100% daily by 2009.</li> <li>• To increase access to public latrine from 70% in 2006 to 95% by 2009</li> <li>• To revive 2 polluted rivers by 2009.</li> </ul>

3	<ul style="list-style-type: none"> <li>• <b>Roads/Energy</b></li> </ul> <p><b>GOOD GOVERNANCE AND CIVIC RESPONSIBILITY</b></p>	<ul style="list-style-type: none"> <li>• Reshape 71 km. of feeder roads by 2009</li> <li>• To upgrade 30km of urban roads and install 2-no. traffic lights</li> <li>• To increase street lights coverage from 70% in 2006 to 80% by 2009</li> <li>• To create 3 no. additional Zonal councils by 2009.</li> <li>• To provide office accommodation for the Municipal Assembly Administration and substructures.</li> <li>• To ensure peace and security within the Municipality</li> </ul>
---	--	---

Analysis of Assembly's goals and objectives indicates that with support from the Central Government, development partners and NGO's, the Assembly had made significant strides in the implementation of programmes and projects to improve conditions in the Municipality from 2006 to 2009.

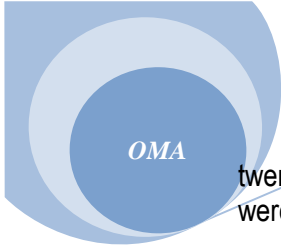


**Table 2: Planned Interventions in the 2006-2009 Medium Term Plan**

NO.	THEMATIC AREA	PLANNED STRATEGIES	PROJECT & PROGRAMME DESCRIPTION	LOCATION	IMPLEMENTATION STATUS	REMARKS
1.	PSC	Provide 1 no. transport terminal	Construction of 1 no. transport terminal	Horsey park	Not implemented	-
2.	PSC	Ensure 100% cell phone network coverage	Erection and activation of 2 antennae by Scancom and GT	Bogobiri	Completed	In use
3.	PSC	Reduce youth unemployment	Recruit and train 800 youth in various trades	Municipality	On-going	-
4.	PSC	Provide an industrial site for garages/mechanics	Construct 1 no. industrial site for garages/mechanics	Boete	On-going	Land secured for the project
5.	PSC	Improve Agricultural production	Intensify extension service	Municipality	On-going	-
6.	HRD	Reduce overcrowding in schools	Construction of 10 JHS, 3P/S, 5 canteens, and 10 KGs	Municipality	On-going	-
7.	HRD	Maintain the current teacher/pupil ratio	Construction of 4 no. 6-unit teacher quarters	SECTECH, Mampamphwe, Jimiso kakraba, Apitikooko	Not implemented	-
8.	HRD	Provide and office complex for GES	Construction of GES office complex	Obuasi	On-going	Substructure works in progress
9.	HRD	Provide 1 no. Assembly hall and fence wall around 2 SHS	Construction of an Assembly hall and fence wall around 2 SHS	CKC and SECTECH	On-going	Terracing in progress
10.	HRD	Award a total of 250 scholarships	Award 63 scholarships yearly	Municipality	Completed	Scholarship awarded to students
11.	HRD	Provide 1 permanent municipal library	Construction of a permanent municipal library	Obuasi	Completed	Yet to be stocked with books etc.
12.	HRD	Provide no. 5 institutional toilets	Construction of toilet facilities to 5 no. institutions	Presby school, Binsere, Adaase, Pomposo	Completed	In use
13.	HRD	Provide 1 no. mortuary facility	Construction of 1 no. mortuary facility	Obuasi government hospital	On-going	90% complete
14.	HRD	Reduce malaria cases	Intensify malaria control programme	Municipality	On-going	-
15.	HRD	Reduce doctor /patient ratio	Construction of 2 no. doctor's bungalows and 4 nurses quaters	Obuasi government hospital	Not implemented	-
16.	HRD	Decongest male ward	Construction of 1 no. children's ward	Obuasi government hospital	Completed	In use
17.	HRD	Provide 1 no. OPD structure	Construction of 1 no. OPD structure	Obuasi government hospital	Not implemented	-
18.	HRD	Provide office accommodation for MHMT	Construction of MHMT office	Obuasi government hospital	Not implemented	-

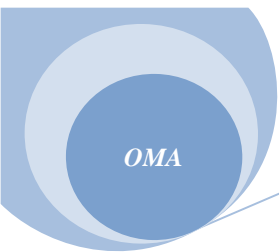
19.	HRD	Reduce HIV/AIDS incidence	Intensify care and support, and education programme	municipality	On-going	-
20.	HRD	Improve safe motherhood and child health	Safe motherhood and child health programme	municipality	On-going	-
21.	HRD	Ensure 100% access to potable water	Construction of 90 boreholes and expansion of pipe borne water	Municipality	77 boreholes provided	Provided boreholes in use
22.	HRD	Improve solid waste management	Construction of an engineered solid waste disposal; site and provision of logistics	municipality	Not implemented	-
23.	HRD	Increase access to public latrine	Rehabilitation of 20 toilets	Municipality	Completed	In use
24.	HRD	Revive 2 polluted rivers	Planting of trees around river kunka and akapori	Kunka and akaporiso	Not implemented	-
25.	HRD	Reshape 71 km of feeder roads	Rehabilitation of 71 km of feeder roads	Obuasi (rural)	50 km of feeder roads rehabilitated	In use
26.	HRD	Rehabilitation, upgrading of urban roads and 2 no. traffic lights	Rehabilitation, upgrade of urban roads and 2 no. traffic lights	Obuasi (urban)	Completed	In use
27.	HRD	Increase street lights coverage	Provision of 400 street lights	Obuasi	Completed	In use
28.	HRD	Increase rural electrification coverage	Extend electricity to 15 communities	municipality	On-going	8 communities hooked to national grid
29.	GG & CR	Renovate urban council office complex	Renovate urban council office complex	Obuasi	Completed	In use
30.	GG & CR	Provide befitting accommodation for MCE	Construction of MCE bungalow	Obuasi	On-going	70% complete
31.	GG & CR	Improve access to residential accommodation to assembly staff	Rehabilitation of 15 no. assembly staff quarters	Obuasi	Completed	In use
32.	GG & CR	Provision of accommodation to police men	Rehabilitation of 7-unit police barracks	Obuasi	Not implemented	-
33.	GG & CR	Provide decent accommodation for high court judge	Construction of high court judges' bungalow	Obuasi	Not implemented	-
34.	GG & CR	Provide an office for high court	Construction of office for high court	Obuasi	Not implemented	-
35.	GG & CR	Improve local participation in governance	Creation of 3 zonal councils	Tutuka, akaporiso, and kunka	On-going	Proposed but yet to be approved by government
36.	GG & CR	Revaluate properties in the municipality	Carry out a property revaluation exercise	Municipality	On-going	80% complete
37.	GG & CR	Provide recreational facility	Construction of a children's park	Obuasi	Not implemented	-
38.	GG & CR	Carry out a beautification programme at the 3 entry points of the municipality	Carry out landscaping and tree planting at the 3 entry points of the municipality	Fomena road, Kumasi road and dunkwa road	On-going	Work on Kumasi road in progress
39.	GG & CR	Renovate municipal assembly block	Rehabilitation of municipal assembly block	Obuasi	On-going	80% complete
40.	GG & CR	Increase access to market facilities	Construction of 5 no. markets	Kunka, abumu, bedieso, gausu, horsey park	On-going	Abuum completed, horsey park on-going, bedieso on-going

The average performance of the Municipality for the period was 62.5 percent. In all seventy-five (75) projects and programmes were implemented as part of strategies in achieving the planned objectives of the MMTDP (2006 – 2009). Twenty-eight (28) projects out of the lot were fully implemented;



twenty-five (25) projects are still on-going, fourteen (14) programmes were implemented and are still on-going and eight (8) projects and programmes were not implemented.

In other words, 37% of planned projects were fully implemented, 33% of them which are projects are still on-going, 19% of which are programmes are on-going and 11% of the planned interventions were not implemented. The main reasons with respect to some planned interventions not implemented were change in priorities and inadequate funding.



## CHAPTER TWO

### 2.0 PROGRAMMES AND PROJECTS STATUS FOR 2008

This covers programmes and projects executed in the Municipality, their status of implementation, the funding sources, location and beneficiaries.

Between 2006 and 2009, the OMA expended about GH¢7,440,403.79 to finance expenditure under its development budget. This is shown in table 3 below.

**Table 3: Actuals of OMA's development budget 2006 to 2009**

SOURCE OF FUND	2006	2007	2008	2009	TOTAL
DACF	595,523.42	537,255.92	450,840.24	710,432.94	2,248,718.80
IGF	741,154.30	865,827.12	1,100,570.75	1,142,105.71	2,998,377.60
HIPC FUNDS	40,000.00	171,000.00	84,320.73	116,385.50	296,686.59
GOG GRANTS	488,037.33	380,196.17	317,160.80	308,689.54	1,441,620.8
DONOR GRANTS	100,000.00	250,000.00	105,000.00	N/A	455,000.00
<b>TOTAL REVENUE</b>	<b>1,864,715.05</b>	<b>1,954,279.21</b>	<b>1,952,892.52</b>	<b>2,277,613.69</b>	<b>7,440,403.79</b>

While most Assemblies rely on Central Government support and Donor support to finance its development programmes and projects, the OMA between 2006 and 2009 financed 45.0% of its development budget from Internally Generated Fund (IGF) specifically from Property Rate. DACF expenditure was 27.0%.

Table 4 shows highlights of major development programmes and projects executed in the Municipality and its expected impacts.

**TABLE 4: HIGHLIGHTS OF MAJOR DEVELOPMENT PROGRAMMES AND PROJECTS EXECUTED BY OMA FROM 2006 - 2009**

SECTOR	PROGRAMMES/PROJECTS	IMPACT
EDUCATION	<p><b>Ghana School Feeding Programme (GSFP):</b></p> <p>The Assembly has expended GH¢74,300 towards the construction of 5No. Canteens and paid GH¢35,119.20 as counterpart fund towards the implementation of the Ghana School Feeding Programme.</p> <p>Central Government has also transferred GH¢150,041.20 towards the provision of meals for pupils at Jimiso Kakraba, Mampamhwe, Sanso, Apitikooko and Mamiriwa.</p>	<ul style="list-style-type: none"> <li>• Implementation of programme at Jimiso Kakraba, Mampamhwe, Sanso, Apitikooko and Mamiriwa has led to increase in school enrolment from 1,141 to 1574</li> <li>• Nutritional and health status of children improved.</li> <li>• School Feeding Programme has offered farmers ready market for their produce.</li> </ul>

	Forty (40) tables and three hundred and twenty (320) chairs provided for the five (5) beneficiary schools under the programme.	<ul style="list-style-type: none"> <li>Twenty (20) unemployed females have been engaged as cooks for the programme.</li> </ul>
	<p><b>Construction/renovation of school blocks</b></p> <p>Renovation of 8-unit classroom block completed  Construction of 8No. 3 classrooms block completed  Construction of 6No. 6 classrooms block completed  Construction of 2No. 6 classroom block on-going  Construction of 1No. 3 classroom block on-going</p>	<ul style="list-style-type: none"> <li>Basic educational infrastructure improved</li> </ul>
	<p><b>Supply of school furniture to basic schools</b></p> <p>2,620 dual desks  204 cupboards  410 teachers tables and chairs</p>	<ul style="list-style-type: none"> <li>Basic educational facilities improved</li> </ul>
	<p><b>Introduction of ICT to basic schools</b></p> <p>Computer laboratories established for three (3) schools namely Kwabena Fori MA JHS, Complex JHS and AGA JHS.</p>	<ul style="list-style-type: none"> <li>80 computers supplied to the two (2) schools by Central Government with AGA providing 40 computers to AGA JHS.</li> </ul>
	<p>Financial support totalling GH¢31,500.00 to directorate of GES to conduct mock exams for BECE students from 2007 to 2009</p> <p><b>Capitation grant released to GES directorate</b></p> <p>GH¢170,720.87 Capitation Grant release for 2007/2008 academic year and GH¢142,898.20 for the 2008/2009 academic year.</p> <p>Construction of library complex at Obuasi completed  Library yet to be furnished and stocked with books</p>	<ul style="list-style-type: none"> <li>OMA chalked first in the nationwide BECE grading with 97% pass in 2006, first in 2007 with 98%, second in 2008 with 94% pass and first in 2009 with 96% pass.</li> <li>Gross enrolment rate increased from 99% in 2008 to ..... in 2009.</li> <li>Expected to improve academic performance in the Municipality.</li> </ul>

<b>ROADS</b>	<ol style="list-style-type: none"> <li>1. 90kms road graded</li> <li>2. 8kms of access road created</li> <li>3. 14 lay byes constructed</li> <li>4. 9 pipe culverts constructed</li> <li>5. 22kms of roads regravelled</li> <li>6. 2.5kms of drains constructed</li> <li>7. Road line marking 30kms and installation of traffic signs and one traffic light</li> </ol>	<ul style="list-style-type: none"> <li>• Travel time and road accidents reduced</li> <li>• Control of flooding during rainy season</li> <li>• Access to communities enhanced</li> <li>• Transport cost reduced</li> <li>• Vehicular movement enhanced</li> </ul>
<b>WATER</b>	<p>Under CWSP phase IV 55 boreholes have been constructed in 21 communities and under CBRDP twenty-three (23) boreholes have been completed and in use in the communities.</p> <p>Water extended to Akaporiso with HIPC Relief Fund.</p> <p>Under the Urban Water Project pipe borne water has been extended to Gausu/Ramia, Abompekrom/Nyamebikyere/Bogobiri/Nkranprom and Kunka Newtown</p>	<ul style="list-style-type: none"> <li>• Access to potable water improved in the Municipality</li> <li>• Reduction in water borne diseases in the Municipality</li> </ul>
<b>SANITATION</b>	<p>Sanitation Programmes and Projects funded from the DACF and Assembly's IGF. 12m<sup>3</sup> refuse procurement of 22 skips</p> <p>Desilting of major drains and streams funded by AGA</p> <p>Implementation of Public/Private partnership under BOT terms to provide public places of convenience</p> <p>Payment of Central Business Area and the plantain market.</p>	<ul style="list-style-type: none"> <li>• Total evacuation of heaps of refuse at Kunka New Town, Nyameso, Koffekrom, Aboagyekrom and Bossman.</li> <li>• Pushing/levelling of refuse at Nhyiaeso, Ahansonyewodea, Pomposo, Asonkore, Diawuoso and Boete.</li> <li>• Pushing/levelling/compaction of refuse at final solid waste disposal site at Diawuoso</li> <li>• Procurement 120 litre capacity bins for door-to-door, house-to-house refuse collection</li> <li>• Breeding of mosquitoes reduced</li> <li>• Malaria cases reduced</li> <li>• Five (5) 28 seater public WC toilets completed</li> <li>• Four (4) 28 seater public WC toilet on-going</li> <li>• Environment kept clean</li> </ul>

<b>HEALTH</b>	<p>AGA/OMA Malaria Control Programme</p> <p>Construction of children ward at Government Hospital at Obuasi completed and handed over</p> <p>Construction of mortuary at Obuasi Government Hospital. 90% work completed mortuary equipment delivered.</p> <p>Construction and equipping Dental Clinic at Obuasi Government Hospital completed and in use.</p>	<ul style="list-style-type: none"> <li>• 90% of houses in the Municipality sprayed</li> <li>• 74% reduction in the incidence of malaria as at December, 2009</li> <li>• Expected to ease congestion at the female ward</li> <li>• Expected to reduce the huge expenditure bereaved families incur in preserving corpse at Bekwai, New Edubiase and Kumasi</li> <li>• Expected to provide easy access to dental care</li> </ul>
<b>LOCAL GOVERNMENT</b>	<p>Rehabilitation of Urban Council office block completed and handed over</p> <p>Construction of bungalow for the MCE. 70% work completed</p> <p>Construction of market at Kokoteasua completed and in use</p> <p>Construction of 94 lockable stores at Bedieso under BOT terms. 80% work completed</p>	<ul style="list-style-type: none"> <li>• Conducive atmosphere for work provided</li> <li>• Decent accommodation for MCE after completion and furnishing</li> <li>• Expected to increase Assembly's IGF after completion</li> </ul>
<b>EMPLOYMENT GENERATION</b>	<p>National Youth Employment Programme</p> <p>OMA/SINAPI ABA TRUST skills training programme</p>	<ul style="list-style-type: none"> <li>• 156 farmers given GH¢120.00 as loans to expand their farms</li> <li>• Sixty-one(61) people employed as Waste Collectors with one (1) supervisor</li> <li>• 20 people have been employed as sanitation aides</li> <li>• 70 people trained and employed as Auxiliary Nurses</li> <li>• Paid Internship</li> <li>• 200 unemployed youth selected to undergo a three (3) year apprenticeship training in dressmaking, hairdressing, auto mechanic, welding and fabrication, auto electrician and catering</li> <li>• 200 apprentices supplied with training equipment</li> </ul>

	<p><b>Programme for the vulnerable and excluded</b></p> <p>12 wheel chairs presented to the physically challenged</p> <p>200 extremely poor people supported under LEAP</p> <p>200 children involved in worst form of child labour withdrawn, placed in schools and provided school needs</p>	<p>Ensure easy mobility for the physically challenged</p> <p>Poor families supported to engage in income generating activities.</p> <p>Reduction in number of children involved in child labour in the illegal mining areas</p>
--	---	---

Generally, between 2006 and 2009 budgetary allocation especially with respect to the DACF could not meet the financing requirement of the Assembly's MTDP. Therefore actual expenditure was far below the planned expenditure thus creating huge gaps in funding development programmes and projects.

The Assembly with support from the Central Government development partners and NGOs has been able to improve conditions in the Municipality from 2006 – 2009 by executing programmes and projects.

The project register as shown in table 5 depicts the status of programmes and projects implemented by the Assembly as at December, 2009.

**Table 5: Programmes and Projects register**

NO	PROGRAMME/ PROJECT	GPRS II THEMATIC AREA	SECTOR	PROJECT DESCRIPTION	PROJECT LOCATION	CONTRACTOR	SOURCE OF FUNDING	DATE STARTED	EXPECTED COMPLETION DATE	CONTRACT SUM (GH¢)	EXP. TO DATE (GH¢)	REMARKS
1	Market Rehabilitation	PSC	Economic	Paving of Plantain Market	Obuasi Central Market	LEAPAD	Mineral Royalties	12/05/06	12/09/06	623.7M	731.4M	In use
2	Rehabilitation of Residential Units	GG & CR	Administration	Rehabilitation of Labourers' quarters	Obuasi Central Market	NASHCOM GH. LTD	DACF	15/05/06	12/1/07	81,821.90	34,959.12	Electrical works in progress
3	Rehabilitation of Residential Units	GG & CR	Administration	Rehabilitation of Transit quarters	Tutuka	OSBAN CONST. LTD	DACF	12/05/06	12/9/06	542.2M	425.4M	In use
4	Market Stores Construction	PSC	Economic	2-Storey 18-Unit Market Stores	Horse Park Obuasi	MBC LTD	DACF	12/05/06	12/11/06	15,263.41	-	Projected handed over
5	Market Stores Construction	PSC	Economic	2-Storey 38-Unit Market Stores	Horse Park Obuasi	MBC LTD	DACF	12/05/06	12/10/07	81,383.48	-	Fixing of doors, timber decking in progress
6	Municipal Library Project	HRD	Education	Construction of Library Complex	Ramia – Obuasi	COFKANS	DACF/MP's HIPC Fund	12/05/06	12/11/06	114,000.00	57,420.00	Electrical fitments in progress
7	Construction of Residential Unit	HRD	Administration	Construction of MCE's bungalow	Obuasi	Elliokol Co. Ltd	IGF	25/4/07	25/12/07	89,856.36	17,971.27	Superstructure works in progress
8	Rehabilitation of Urban Council Office Block	GG & CR	Administration	Rehabilitation of Urban Council Office Block	Antobuasi	Osokoono Ent.	DACF	26/5/06	26/8/06	498M	452.2M	In use
9	Construction of Children's Clinic	HRD	Health	Construction of children's clinic	Obuasi Gov't Hospital	MBC Ltd	IGF	9/11/06	9/4/07	146,770.13	65,173.65	Project completed
10	Mortuary facility project	HRD	Health	Construction of mortuary block	Obuasi Gov't Hospital	Bachor Co. Ltd	Obuasi Dev't Fund/DACF	26/5/06	26/5/07	110,177.50	71,476.92	External works in progress
11	Entrance arch project	HRD	Economic	Construction of entrance arch	Obuasi	MBC Ltd	IGF	25/4/07	25/12/07	89,856.36	17,971.27	Transformer to be installed
12	Institutional latrine programme CWSP IV	HRD	Sanitation	Construction of 4-No. KVIP toilets	Adaase, Binsere and Pomposo	Bachor Co. Ltd	KFW/DACF	14/2/07	14/5/07	220,000	220,000	In use
13	Boreholes project- CWSP IV	HRD	Water	Construction of 59 boreholes to be fitted with hand pumps	22 communities	KINGAKA	KFW/DACF	20/2/07	20/7/07	N/A	290,000.00	Completed
14	Construction of toilet facility	HRD	Sanitation	Construction of 16-seater vault chamber toilet	Diawuoso	Osokoono Ent.	HIPC	27/3/07	27/6/07	19,000	18,042	In use
15	Construction of toilet facility	HRD	Sanitation	Construction of 16-seater vault chamber toilet	Nhyiaso	Daalabu Co. Ltd.	HIPC	22/11/07	22/03/08	19,000	18,999	In use

16	Construction of toilet facility	HRD	Sanitation	Construction of 16-seater vault chamber toilet	Domeabra	Naakyir Co. Ltd	HIPC	22/11/07	22/03/08	19,000	19,998	Project completed
17	Construction of toilet facility	HRD	Sanitation	Construction of 16-seater vault chamber toilet	Ayease	Osokoono Ent.	HIPC	22/11/07	22/03/08	19,000	19,000	Project completed
18	Construction of toilet facility	HRD	Sanitation	Construction of 16-seater vault chamber toilet	Dokyiwa	Bachor Co. Ltd	HIPC	27/03/07	27/06/07	19,000	18,050	In use
19	Construction of toilet facility	HRD	Sanitation	Construction of 16-seater vault chamber toilet	Ahansonyewodea	Nsonyameye	HIPC	27/03/07	27/06/07	19,000	18,706	Completed
20	Completion of school block	HRD	Education	Construction of 6-unit school block	Kunka	Peprah Const	HIPC	12/05/06	12/09/06	39,000	36,000	In use
21	Construction of school block	HRD	Education	Construction of 3-unit school block	Bediem	Kayak Enterprise	IGF	10/03/07	5/06/07	43,013.48	23,302.87	Completed and handed over
22	Construction of school block	HRD	Education	Construction of 3-unit school block	Nonsua	F. Anokye Construction	IGF	6/09/06	6/12/06	36,450.00	36,450.00	Completed and furnished
23	Construction of school block	HRD	Education	Construction of 3-unit school block	Binsere	Isaac Johnson Ent.	IGF	6/09/06	6/12/06	35,748.00	26,787.30	Plastering works in progress
24	Construction of school block	HRD	Education	Construction of 3-unit school block	Mamiriwa	Mumed Co. Ltd	GETFUND	29/08/07	28/12/07	36,261.24	N/A	Complete
25	Construction of school block	HRD	Education	Construction of 3-unit school block	Mampamhwe	Macaw Ltd.	GETFUND	29/08/07	28/12/07	34,633.67	N/A	Project Completed
26	Construction of school block	HRD	Education	Construction of 3-unit school block	Kwabenakwa	Bachor Co. Ltd	GETFUND	29/08/07	28/12/07	370,000	N/A	Completed
27	Construction of school block	HRD	Education	Construction of 6-unit school block	St. Joseph, Obuasi	Samereka Co. Ltd	GETFUND	29/08/09	28/12/07	740,000	N/A	On-going
28	Construction of school block	HRD	Education	Construction of 6-unit school block	Apitikooko	M/S M W CO. LTD, Box C4/BNTHC Estate, Tema	GETFUND	29/08/09	27/05/08	78,605.68	N/A	Super structure work in progress
29	Construction of school block	HRD	Education	Construction of 3-unit school block	Diawuoso	Crisspan Co. Ltd	GETFUND	22/02/07	06/06/07	35,726.58	35,726.26	Completed
30	Construction and rehabilitation of market sheds	PSC	Economic	Construction and rehabilitation of market sheds	Kwabenakwa and Obuasi Central	M/S Macaw Ltd	MP's Common Fund	21/08/08	21/11/08	44,190.00	44,190.00	Completed
31	Supply of furniture	HRD	Education	Supply of furniture to Bidiem Junior High School	Bidiem	M/S Asamoah Woodworking complex	DACF	15/09/08	15/10/08	7,300.00	7,300.00	Furniture supplied
32	Rehabilitation of Public Latrine	HRD	Sanitation	Rehabilitation of 5No. Public Latrines	Kwabenakwa, Anyinankrom, Tutuka Central Kwabrafofo and Gausu East	M/S Kabiobayo and Son's Ltd	IGF	2/10/08	2/01/09	25,290.00	5,000.00	Completed
33	Construction of septic tank	HRD	Sanitation	Construction of septic tank	Central Police Station	Bachor Co. Ltd	IGF	2/01/09	2/02/09	6,511.00	6,511.00	Completed
34	Rehabilitation of school block	HRD	Education	Rehabilitation of 1No 6-unit classroom block	Jimiso	M/S Bonmens Co. Ltd	IGF	15/09/08	15/11/09	4,980.00	4,400.00	Completed
35	Rehabilitation of school block	HRD	Education	Rehabilitation of 6-unit classroom seater WC toilet	Akaporiso	Horns Const Ltd	IGF	2/10/08	25/01/09	23,229.09	13,663.50	Completed
36	Construction of school block	HRD	Education	Construction of 3-unit classroom block	Akaporiso	Horns Const. Ltd	HIPC	2/10/08	2/01/09	40,561.00	38,532.55	Completed

37	Rehabilitation of market sheds	HRD	GG	Rehabilitation of market sheds (Phase 2)		Macaw Ltd	IGF	23/12/08	24/01/09	19,860.00	-	On-going
38	Construction of public toilet	HRD	Sanitation	Construction of 20-seater WC toilet	Akaporiso	Akwasi Fosu	IGF	10/11/08	11/03/09	49,850.00	49,850.00	Completed
39	Construction of fence wall	HRD	GG	Construction of fence wall	Akaporiso	Horns Const. Ltd	IGF	10/11/08	11/03/09	33,202.40	33,202.40	Completed
40	Construction of school block	HRD	Education	Construction of 3-unit classroom block	Kunka	Jubilee Contractors Ltd	IGF	14/08/08	11/01/09	47,879.99	47,879.99	Plastering work in progress completed
41	Construction of office block	HRD	GG	Construction of office block for Dept. of Urban Roads	Obuasi	M/S TCHGEL CONST LTD	GOG	06/07	03/08	304,503.11	N/A	Painting in progress
42	Construction of school block	HRD	Education	Construction of 3-unit classroom block	Asonkore	Akwasi Fosu Ent.	IGF	14/08/09	14/11/09	48,304.34	48,304.34	Hardcore filling in progress
43	Supply of furniture	HRD	Education	Supply of furniture to school	Bediem	Asamoah Woodwork complex	IGF	29/09/08	02/01/09	25,290.00	25,290.00	Furniture supplied
44	Rehabilitation of toilet	HRD	Sanitation	Rehabilitation of 5No. public latrine	Akaporiso Brahabeome Odumase 2, Sansu	M/S Kabiobayo and Sons Ltd	IGF	14/08/09	14/10/09	33,490.00	-	Completed
45	Conversion of pan latrine/bathhouse	HRD	Sanitation	Conversion of Pan latrine/bathhouse to WC and shower	Central Police Station	M/W Company Limited	IGF	31/07/09	31/07/09	23,677.79	-	Completed
46	Conversion of pit latrine to WC	HES	Sanitation	Conversion of pit latrine to WC toilet at artisan's quarters	Mangoase	M W CO LTD	IGF	31/07/09	31/09/09	26,995.28	-	Completed
47	Rehabilitation of toilet	HRD	Sanitation	Rehabilitation of 4No. public latrine	Tutuka Meth. Tiatiaso, Nyameso, and Gausu Station	M/S Kabiobayo and Sons Ltd	IGF	14/08/09	24/10/09	17,337.40	-	Completed
45	Construction of 20 seater WC toilet	HRD	Sanitation	Construction of 20 seater WC toilet	Akaporiso	Akwasi Fosu Enterprise	IGF	10/11/08	11/03/09	49,850.00	23,696.00	Completed

## URBAN ROADS

41	Regraveling of roads	PSC	Economic	Regraveling of brahabebome roads	OBUASI	MB Bennito Ltd,	GRF	10/07/06	16/9/06	25,473.08	N/A	Completed
42	Road Construction	PSC	Economic	Upgrading Of Municipal Assembly-Sec/Tech Roads	Obuasi	Justmoh Const. Ltd	GRF	08/05/06	08/05/2007	489,809.99	N/A	Completed
43	Road Construction	PSC	Economic	Partial Reconstruction Of J J Road	Obuasi	Justmoh Construction Ltd Box Mc 01031, Takoradi	GRF	10/07/06	11/9/06	395,852,023	N/A	Completed
44	Road Construction	PSC	Economic	Construction Of 1no. Office Block, Dept Of Urban Roads	Obuasi	Tchgel Construction Ltd, Box 573, Obuasi	GRF	6/06/07	6/03/08	179,393.99	N/A	On-going
45	Road Construction	PSC	Economic	Construction Of 2no. (12x30x12)M Lay-Byes Asonkore Roads	Obuasi Municipality	Cee Bag Co. Ltd Post Office Box Mc. 255 Takoradi	GRF	6/06/07	06/10/07	250,824,000	N/A	On-going
46	Road Construction	PSC	Economic	Grading Of Nyamebekyere Ext/Amangoase/Nkanprom Area Roads – 10km	Obuasi Municipality	Webb Builders Ltd Post Office Box Ct. 1611 Cantonments	GRF	6/06/07	06/10/07	17,736.86	N/A	Completed
47	Road Construction	PSC	Economic	Construction Of 2no. (12x30x12)M Lay-Byes Dviala/Nyameso Roads	Obuasi Municipality	Leapab Co. Ltd Post Office Box 1006 Obuasi	GRF	6/06/07	06/10/07	23,515.96	N/A	Completed
48	Road Construction	PSC	Economic	Construction Of 2no. (12x30x12)M Lay-Byes Ckc Roads	Obuasi Municipality	Kuolug Ent. Ltd Post Office Box 139 Bawku	GRF	6/06/07	06/10/07	36,115.25	N/A	Completed
49	Road Construction	PSC	Economic	Construction Of 2no. (12x30x12)M Lay-Byes Asonkore Roads	Obuasi	J' Shama Ventures Ltd Post Office Box 14515 Kumasi	GRF	6/06/07	06/10/07	31,827.93	N/A	Completed
50	Road Construction	PSC	Economic	Construction Of 0.45ø/0.6ø Drains Along Bogobiri West – 500m	Obuasi Municipality	Nashcon Gh. Ltd Post Office Gp 19243 Accra	GRF	6/06/07	06/10/07	42,725.30	N/A	Completed
51	Road Construction	PSC	Economic	Construction Of 0.45ø/0.6ø Drains Along Bogobiri West – 500m	Obuasi Municipality	Y-Tek Services Post Office Box St. 294 Kumasi	GRF	6/06/07	06/10/07	29,044.15	N/A	Completed
52	Road Construction	PSC	Economic	Construction Of 0.45ø/0.6ø Drains Along Bossman Roads 2-650m	Obuasi Municipality	Webb Builders Ltd Post Office Box Ct. 1611 Cantonments	GRF	6/06/07	06/10/07	47,736.14	N/A	Completed
53	Road Construction	PSC	Economic	Construction Of 0.45ø/0.6ø Drains Along Pompomso Roads – 500m	Obuasi Municipality	1 <sup>st</sup> Capital Investment Post Office Box 30392 Airport – Accra	GRF	6/06/07	06/10/07	41,430.07	N/A	Completed
54	Road Construction	PSC	Economic	Construction Of 0.45ø/0.6ø Drains Along Sansu Roads – 500m	Obuasi Municipality	Adax Co. Ltd Post Office Box Mc. 86 Takoradi	GRF	6/06/07	06/10/07	45,541.65	N/A	Completed
55	Road Construction	PSC	Economic	Construction Of 0.45m,Ø/0.6ø U-Drains Along Bossman Roads - 2650m	Obuasi Municipality	J' Shama Ventures Post Office Box Ks - 14515 Kumasi	GRF	6/06/07	06/10/07	42,962.25	N/A	Completed
56	Road Construction	PSC	Economic	Construction Of 0.45m,Ø/0.6ø U-Drains Along Bedieso/ Mangoase Roads 400m	Obuasi Municipality	Rotex Const. Co. Ltd Post Office Box 617, Obuasi	GRF	6/06/07	06/10/07	48,709.08	N/A	Completed
57	Road Construction	PSC	Economic	Construction Of 0.45m,Ø/0.6ø U-Drains Along Bediem Area Roads 400m	Obuasi Municipality	Riches In Jesus Post Office Box 610,Obuasi	GRF	6/06/07	06/10/07	32,911.05	N/A	Completed

58	Road Construction	PSC	Economic	Construction Of 2no. 9mø Pipe Culvert – Abompekrom/New Site Link	Obuasi Municipality	Erdmac Com. Ltd Post Office Box 12846, Accra - North	GRF	6/06/07	06/10/07	119,157,950	N/A	On-going
59	Road Construction	PSC	Economic	Construction Of 2no 1.20mø Pipe Culvert – Abompekrom/New Site Link	Obuasi Municipality	Fabbson Bee Ltd Post Office Box 1841, Takoradi	GRF		06/10/07	135,822,350	N/A	On-going
60	Road Construction	PSC	Economic	Construction Of 2no. 0.90mø Pipe Culvert – Pomposo Asonkore Roads	Obuasi Municipality	Nuhuisa Const. Ltd Post Office Box 70, Bolgatanga	GRF	6/06/07	06/10/07	130,865,450	N/A	On-going
61	Road Construction	PSC	Economic	Construction Of 2no. 1.20mø Pipe Culverts Bedieso/Brahabehome Roads	Obuasi Municipality	Samuel & Sons Post Office Box 6784, Kumasi	GRF	6/06/07	06/10/07	135,271,250	N/A	On-going
62	Road Construction	PSC	Economic	Installation Of Pedestrians Guard Railing On Cbd Area Roads In Obuasi Installation Of Pedestrians Guard Railing On Cbd Area Roads In Obuasi	Obuasi Municipality	Facol Roads Ltd Post Office Box 3043, Accra	GRF	6/06/07	06/12/07	24,825.00	N/A	Completed
63	Road Construction	PSC	Economic	Re-Graveling Of Old/New Asonkore Area Roads -4km Re-Graveling Of Old/New Asonkore Area Roads -4km	Obuasi Municipality	Justmoh Const. Ltd Post Office Box 07041, Takoradi	GRF	6/06/07	06/12/07	34,014.80	N/A	Completed
64	Road Construction	PSC	Economic	Re-Graveling Of Pomposo Area Roads -4km	Obuasi Municipality	Construction Links Post Office Box 2415, Kumasi	GRF	6/06/07	06/12/07	39,498.46	N/A	Completed
65	Road Construction	PSC	Economic	Re-Graveling Of Bogobiri Area Roads – 4km	Obuasi Municipality	Lonestar Co. Ltd Post Office Box 8747,Kumasi	GRF	6/06/07	06/12/07	491,480,000	N/A	On-going
66	Road Construction	PSC	Economic	Re-Graveling Of Abompekrom New Site Roads – 4km	Obuasi Municipality	Benito Ltd Post Office Box 7386, Kumasi	GRF	6/06/07	06/12/07	42,951.29	N/A	Completed
67	Road Construction	PSC	Economic	Upgrading of Government Hill Road , obuasi	Obuasi Municipality	M/S Lonestar Co. Ltd	GRF	19/08/08	18/07/09	476,635.61	N/A	On-going

## 2.1 UPDATE ON DISBURSEMENT FROM FUNDING SOURCES

Obuasi Municipal Assembly, like most Assemblies in Ghana relies heavily on the Central Government transfers in the form of DACF to finance most of the programmes and projects executed in the Municipality. Other Central Government transfers in the form of HIPC Relief Fund were released in 2009 to execute projects.

Finally, the Assembly utilized part of its Internally Generated Fund to address the socio-economic needs of the people.

**Table 6: Update on funding sources from 2006 – 2009**

SOURCE OF FUND	2006	2007	2008	2009	TOTAL
DACF	595,523.42	537,255.92	450,840.24	710,432.94	2,248,718.80
IGF	741,154.30	865,827.12	1,100,570.75	1,142,105.71	2,998,377.60
HIPC FUNDS	40,000.00	171,000.00	84,320.73	116,385.50	296,686.59
GOG GRANTS	488,037.33	380,196.17	317,160.80	308,689.54	1,441,620.80
DONOR GRANTS	100,000.00	250,000.00	105,000.00	N/A	455,000.00
<b>TOTAL REVENUE</b>	<b>1,864,715.05</b>	<b>1,954,279.21</b>	<b>1,952,892.52</b>	<b>2,277,613.69</b>	<b>7,440,403.79</b>

### **Comments**

The composition of OMA receipts reveals that the assembly though depends on Central Government transfers particularly the DACF and HIPC fund for financing development projects, mobilization of IGF during the period under review was very effective and therefore took care of even projects meant to be funded by these government sources.

However the delay in funds from government sources also delayed the implementation of some projects over the period under review.

Over the period of plan implementation, there has been a constant reduction in DACF therefore reducing the quantum of projects and programmes within the same period except 2009 which experienced an increase during the 1<sup>st</sup> and 2<sup>nd</sup> years but reduced in the 3<sup>rd</sup> year. However it increased again in 2009. This phenomenon thwarted the Assembly's plan of providing more socio-economic facilities within the Municipality.

However, revaluation of immovable properties in 2005 led to a constant increase in IGF from GH¢290,000 in 2005, GH¢740,000 in 2006, GH¢860,000 in 2007, GH¢1,100,000 in 2008 and 1,142,105.71 in 2009. This boosted the Assembly's IGF thereby making funds available for the execution of programmes and projects in the Municipality.

It is hoped that the completion of the revaluation of all immovable properties in the Municipality and the updating of Assembly's register on rateable items will further improve the Assembly's IGF.

**Table 7: Update on disbursement of funds from 2006 – 2009**

ITEM	2006 (GH¢)	2007 (GH¢)	2008 (GH¢)	2009 (GH¢)	TOTAL (GH¢)
Administration	512,255.82	530,125.82	643,970.96	651,615.78	<b>2,034,689.73</b>
Special projects	1,441,495.33	1,306,977.72	1,132,353.06	1,481,319.64	<b>4,755,573.43</b>
Miscellaneous	32,145.04	102,408.50	157,815.34	110,890.50	<b>342,352.21</b>
<b>Total Expenditure</b>	<b>1,985,896.19</b>	<b>1,939,512.04</b>	<b>1,934,139.26</b>	<b>2,243,825.92</b>	<b>7,132,615.37</b>

**Comments**

Funds transferred by the central government in the form of the DACF, HIPC Relief Fund are not adequate with respect to Assembly's budget for the year;

The funds were utilized according to the guidelines submitted by the DACF Administrator, MLGRDE and the donors.

Over the period actual expenditures fell below planned expenditure thus revealing gaps in funding and hence implementation of planned programmes and projects.

Expenditure was skewed towards capital expenditure (about 75% of total expenditure) consisting mainly of capital investments (physical infrastructure). Little attention was paid to non-physical development such as public health activities, population control measures, HIV/AIDS among others.

The major challenges facing the Assembly are the delays in the release of the DACF and the deductions made before the funds are released thereby throwing out of gear Assembly's budget for the year. In 2009, two (2) quarters of Common Fund were released instead of three (3) quarters. Deductions in the two quarters were more than 50% of the gross allocation.

**Revenue performance for 2009 (IGF)**

An examination of the Trial Balance for the period January to December, 2009 reveals that a total amount of GH¢1,069,105.71 representing 94.20% was collected out of the total estimated revenue of GH¢1,134,897.48 from the Assembly's traditional sources of revenue. This is shown in table 8.

**Table 8: Revenue performance for 2009**

REVENUE ITEM	APPROVED ESTIMATE	ACTUAL COLLECTED	PERCENTAGE
Rates	604,867.88	519,129.00	85.83
Lands	178,850.00	223,085.00	124.73
Fees and fines	160,555.60	157,870.70	98.34
Licences	74,994.00	75,086.70	100.12
Rent	50,630.00	53,692.90	106.04
Investment	15,000.00	4,954.11	33.03
Miscellaneous	50,000.00	35,287.30	70.57
<b>TOTAL</b>	<b>1,134,897.48</b>	<b>1,069,105.71</b>	<b>94.20</b>

The figures above indicate that the Assembly's performance is 94.2 and do not meet its annual revenue target. However, this achievement is very commendable in view of the change in Administration and late approval of estimates.

In the 2008 financial year, the Table below depicts the Revenue Performance.

**Table 9: Below shows the details of Revenue performance for 2008**

REVENUE ITEM	APPROVED ESTIMATE	ACTUAL COLLECTED	PERCENTAGE
Rates	640,081.28	538,927.14	84.20
Lands	56,850.00	158,902.20	279.50
Fees and fines	132,283.00	131,347.80	99.30
Licences	51,678.80	54,074.80	104.60
Rent	42,646.40	39,286.40	92.10
Investment	11,200.00	8,786.72	78.50
Miscellaneous	30,000.00	46,545.69	155.20
<b>TOTAL</b>	<b>964,739.48</b>	<b>977,870.75</b>	<b>101.40</b>

In table 9 above it is realized that a total revenue of GH¢977,870.75 was collected out of the estimated revenue of GH¢964,739.48 representing 101.4%. By comparing the 2008 with that of 2009, it is realized that the Assembly improved upon the revenue generation by collecting GH¢1,069,105.71 which exceeded by 9.3% of 2008 collection of GH¢977,870.75

#### Expenditure performance for 2009

The December, 2009 Trial Balance indicates that generally the Assembly operated within the approved expenditure estimates. This is illustrated below:

**Table 10: Expenditure performance for 2009**

EXPENDITURE ITEM	APPROVED ESTIMATE	ACTUAL EXPENDITURE	PERCENTAGE (%)
Personnel Emoluments	510,000.00	483,164.54	94.74
T & T	105,926.60	66,363.45	62.65
General Expenditure	121,374.00	102,087.79	84.11
Maintenance/Repairs/Renewals	41,800.00	32,018.15	76.60
Miscellaneous	162,211.87	110,890.50	68.36
Capital expenditure	2,929,103.86	1,449,301.49	49.48
<b>TOTAL</b>	<b>3,870,416.33</b>	<b>2,243,825.92</b>	<b>57.97</b>

Table 10 above shows that the Assembly operated within the allocations in all the expenditure items. It must, however, be stated that even though the main items of expenditure were not exceeded, certain sub-items exceeded their votes.

It must be noted that, the estimate for contingencies exceeded their target as a result of certain unforeseen contingencies that had to be dealt with.

**Table 11: Expenditure performance for 2008**

EXPENDITURE ITEM	APPROVED ESTIMATE	ACTUAL EXPENDITURE	PERCENTAGE (%)
Personnel Emoluments	416,723.69	480,523.07	115.3
T & T	75,595.60	67,367.33	89.1
General Expenditure	106,120.00	93,144.61	87.8
Maintenance/Repairs/Renewals	38,800.00	28,111.95	72.5
Miscellaneous	137,579.00	98,676.40	71.7
Capital expenditure	2,178,812.43	1,190,491.90	54.6
<b>TOTAL</b>	<b>2,953,630.72</b>	<b>1,958,315.26</b>	<b>66.3</b>

Table 11 above shows that in 2008 the Assembly operated within the allocation except the Personnel Emolument and Travelling and Transport. Comparing this with 2009, it is realized that the Assembly improved upon the expenditure performance by exceeding only in the Personnel Emoluments which the Assembly had little control over whereas in 2008 the Assembly also exceeded in Travelling and Transport apart from the Personnel Emoluments.

Generally, however, both revenue and expenditure performances could be said to be satisfactory in 2009.

**UPDATE ON FUNDING SOURCES (MOFA)****Table 12: Update on funding sources from 2007 – 2009**

SOURCE	2007 (GH¢)	2008 (GH¢)	2009 (GH¢)	TOTAL (GH¢)
DACF	-	-	-	
IGF	4,520.80	-	3,830.50	<b>8,351.30</b>
HIPC FUNDS	-	-	-	
GOG FUNDS (SALARIES)	127,085.18	147,333.46	1,997.34	<b>276,415.98</b>
DONOR GRANTS	26,074.89	-	33,267.71	<b>59,342.60</b>
<b>TOTAL REVENUE</b>	<b>157,680.87</b>	<b>147,333.46</b>	<b>39,095.55</b>	<b>344,109.88</b>

**Table 13: Update on disbursement from 2007 – 2009**

SOURCE	2007 (GH¢)	2008 (GH¢)	2009 (GH¢)	TOTAL (GH¢)
Administration	2,285.74	2,203.10	1,996.00	6,484.84
Service	25,787.84	36,858.81	30,346.40	92,993.05
Investments	-	-	-	-
Special projects	-	-	-	-
Miscellaneous	-	-	-	-
<b>TOTAL EXPENDITURE</b>	<b>28,073.58</b>	<b>39,061.91</b>	<b>30,542.40</b>	<b>99,477.89</b>

**UPDATE ON FUNDING SOURCES (GES)****Table 14: Update on funding sources from 2007 – 2009**

SOURCE	2007 (GH¢)	2008 (GH¢)	2009 (GH¢)	TOTAL (GH¢)
DA COMMON FUND	5,000.00	8,000.00	15,000.00	31,500.00
CAPITATION GRANT	-	-	142,898.20	142,898.20
IGF	19,841.82	20,185.41	-	54,056.86
HIPC FUNDS	50,512.50	48,228.55	-	129,866.37
GOG FUNDS (SALARIES)	64,671.94	55,806.95	8,809.32	172,171.11
DONOR GRANTS	44,348.10	32,010.00	32,010.00	146,350.40
<b>TOTAL REVENUE</b>	<b>4,358,009.96</b>	<b>5,890,666.65</b>	<b>198,717.52</b>	<b>14,383,790.01</b>

**Table 15: Update on disbursement from 2007 – 2009**

SOURCE	2007 (GH¢)	2008 (GH¢)	2009 (GH¢)	TOTAL (GH¢)
PE	4,173,635.60	5,726,435.74	6,987,642.38	16,887,713.72
Administration	64,671.94	55,806.95	8,809.32	129,288.21
Service	14,975.71	3,920.00	32,010.00	50,905.71
Investments	62,542.10	15,000.00	15,000.00	92,542.10
Capitation Grant			142,898.20	142,898.20
Miscellaneous				
<b>TOTAL EXPENDITURE</b>	<b>4,315,825.35</b>	<b>5,801,162.69</b>	<b>21,249,860.41</b>	<b>17,303,347.94</b>

**UPDATE ON FUNDING SOURCES (GHS)****Table 16: Update on funding sources from 2007 – 2009**

SOURCE	2007 (GH¢)	2008 (GH¢)	2009 (GH¢)	TOTAL (GH¢)
DACF	-	-	-	-
IGF	300,075.45	39,606.50	726,105.81	1,065,787.76
HIPC FUNDS	-	-	-	-
GOG FUNDS (SALARIES)	604,408.80	560,133.28	920,837.05	2,085,379.13
DONOR GRANTS	-	-	-	-
<b>TOTAL REVENUE</b>	<b>904,484.25</b>	<b>599,739.78</b>	<b>1,646,942.86</b>	<b>3,151,166.89</b>

**Table 17: Update on disbursement from 2007 – 2009**

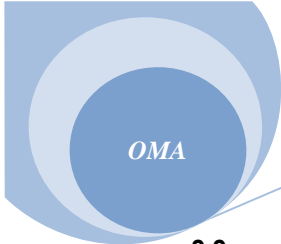
SOURCE	2007 (GH¢)	2008 (GH¢)	2009 (GH¢)	TOTAL (GH¢)
Administration	15,104.00	10,020.00	-	25,124.00
Service	2,307.19	7,825.60	-	10,132.79
Investments	-	-	-	-
Special projects	-	-	-	-
Programme funds	-	31,947.49	-	31,947.49
<b>TOTAL EXPENDITURE</b>	<b>17,411.19</b>	<b>49,793.09</b>	<b>-</b>	<b>67,204.28</b>

**COMMENTS ON DISBURSEMENT TO EDUCATION, AGRIC AND HEALTH**

Generally, funding by the central government to the three key departments in terms of recurrent expenditure witnessed an increase in 2009 as compared to 2007 and 2008. Locally generated funds by these departments were used to support recurrent expenditure.

Central government, development partners and the OMA continued to fund capital expenditure in the educational and health sectors in 2009.

The OMA has completed the construction of Children's Ward and work on the mortuary is nearing completion. Central Government has provided the hospital with a Dental Clinic.



## 2.2 UPDATE ON INDICATORS AND TARGETS

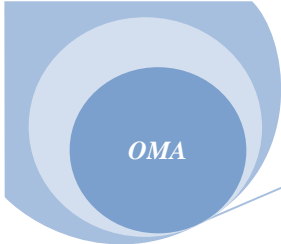
To determine that OMA’s goals and objectives in the MMTDP were achieved, indicators and targets have been set to serve as benchmarks for measuring progress made. The MPCU up-dated the twenty (20) core national indicators and also the Municipal specific indicators based on the Assembly’s MTDP.

**TABLE 18: UPDATE ON TWENTY (20) CORE INDICATORS AND TARGETS**

No	Indicators categorized by GPRS II Thematic Areas	Type of indicator	National Baseline (2005)	Municipal baseline (2005)	Municipal Objective Performance				Remarks
					2006	2007	2008	2009	
					Actual	Actual	Actual	Actual	
<b>A.</b>	<b>Private sector competitiveness</b>								
	Percentage increase in yield if selected crops, livestock and fish	output	Maize =0.35 Rice =0.06 Cassava =0.52 Yam =0.45 Pineapple =0.10 Pawpaw =0.07 Mango =0.07 Banana =0.05	Maize =0.35 Rice =0.06 Cassava =0.52 Plantain =0.55 Yam =0.45 Oil palm =0.06 Cocoa =0.10 Citrus =0.10	0.35 0.06 .052 0.55 0.45 0.06 0.10 0.10	0.35 0.06 0.52 0.55 0.45 0.70 0.20 0.15	0.35 0.05 0.06 0.57 0.45 0.70 0.21 0.16	0.50 1.00 0.80 0.80 0.60 0.70 0.20 0.20	Some targets were achieved as a result of government subsidy of fertilizer, available extension services, and good rainfall patterns.
	Proportion/length of roads maintained/ -Trunk roads(in km) -Urban roads (in Km)	Output	12,127 2,972	79 50		33 45	33 48		
	Percentage change in number of households with access to electricity	Output	1,313,825	70%	72%	74%	80%		
	Hectares of degraded forest, mining, dry and wet lands rehabilitated/restored: a. Forest b. Mining c. Dry and wetland	Output	10,000 ha (Govt/Private) -Small scale: 205 ha -Large scale: Na						
	Percentage increase on tourists arrival	Output	10%	10%	10.5%	11%	12%		
	Teledensity/ penetration rate	Output	15% Fixed line 1.7% Mobile 13.3%	15%	17%	24%	30%		

B.	Human Resource Development								
	HIV/AIDS prevalence rate ( % of adult population, 15-49 year HIV positive)	Output	3.4%	2.8%	3%	5.0%	2.8%	-	HIV/AIDS prevalence rate has improved but infection rate among the youth is still high. Awaiting on the National HIV sentinel Report in 2010 by 1 <sup>st</sup> quarter.
	Maternal mortality ratio ( No. of deaths due to pregnancy and child birth per 100,000 live births)	Output	214	163/100,000 LB	-	59/100,000 LB	51/100,000 LB	168/100,000 LB	Maternal deaths have increased from 2 (51/100,000 lb) to 7 (168/100,000 lb) cases.
	Under-five mortality rate (no. of deaths occurring between birth and exact age five per 1,000 live births)	Output	111	111	-	0.7/1000	0.8/1000	1/1000	There has been a slight increase in the under five mortality rate by 0.3/1000 when compared with the year 2007.
	Malaria case fatality in children under five per 1,000 population.	Output	2.8%	2.8/10,000	2.4/10,000	2.1/10,000	0/10,000	1/10,000	The malaria case fatality per every 10,000 population if children under five has also reduced from 2 to 1 per 10,000. this has occurred as a result of the indoor residual spraying programme and other malaria activities by the stakeholders.
	Percentage of rural population with sustainable access to safe water sources.	Output	575	57%	67.4%	83%	83%		
	Percentage of population with access to improved sanitation (WC, KVIP, household latrine)	Output		57%	59%	83%	83%		

	Education								
	(a) Gross enrolment rate (indicates the no. of pupils at a given level of schooling regardless of age as a proportion of the no. of children in the relevant age group) - KG - Primary - JHS - SHS	Outcome		- 87% 72.80% 25.58%	- 88% 73% 25.58%	- 93% 77% 27%	71% 97% 95% 26.7%	71% 97.8% 95% 41%	This trend in the rates is quite encouraging. That of the SHS is needs to be boosted.
	(b) Net admission rate in primary ( indicates primary one enrolment of pupils aged 6)	Outcome	26.20%	26.20%	26.2%	27%	25%	b31.15%	This NAR for the 3 years indicate that a lot of primary pupils are at the kindergartens or are enrolled after 6 years.
	Gender parity index (ratio between boys and girls enrolment rates, the balance of parity is 1:1)	Outcome	KG 0.98 Primary 0.93 JHS 0.88 SHS 43.50% TVET 85.90%	KG 0.98 Primary 0.93 JHS 0.98 SHS 43.50% TVET 85.00%	0.98 0.93 0.98 43.5% 85%	0.99 0.95 0.85 45.5% 85.90%	0.95 0.95 0.94 0.34 86.10	0.95 1.0 1.0 47% 87%	The gender is at par when boys admitted in school is the same as girls admitted.
<b>C.</b>	<b>Good Governance and Civic Responsibility</b>								
	Total amount of internally generated revenue in GH¢	Output			741,154.3	869,827.12	977,870.75	1,069,125.71	The performance increased from 86.6% to 95% over the period. This achievement is commendable and must be sustained and further improved
	Amount of development partner and MMTDP implementation	Output							
	Percentage of MA expenditure within the MMTDP budget	Output		5%		4%	10%		
	Number of reported cases of children neglect	Output				54	74		
	Police/citizen ratio	Output	1:925						



**Table 19: UPDATE ON MUNICIPAL INDICATORS AND TARGETS**

No	Indicators categorized by GPRS II Thematic Areas	Type of indicator	Municipal baseline (2005)	Municipal Objective Performance								Remarks
				2006		2007		2008		2009		
				Target	Actual	Target	Actual	Target	Actual	Target	Actual	
<b>A.</b>	<b>Private sector competitiveness</b>											
	Percentage increase in livestock production:	Output										<p>Some targets were achieved mainly alone to the availability of veterinary drugs.</p> <p>Some targets were achieved due to government subsidy on fertilizer, effective farmer association (Obuasi citrus farmers association). Extension delivery system Grant to citrus farmers association by EDIF</p> <p>Farmers find it difficult to access credit from financial institutions due to lack of collateral security Few no. of agric extension agents dealing with large no. of farmers in operational areas.</p> <p>Introduction of drying cribs and use of Actellic 25EC in storage. Few no. of agric extension agents dealing with large no. of farmers in operational areas.</p>
	Cattle		5%	5%	5.2%	5.4%	5.5%	5.6%	5.6%	6%	5%	
	Sheep		9%	9%	9.2%	9.5%	10%	10.5%	10%	11%	10%	
	Goat		10%	10%	10%	11%	10%	11%	10%	12%	10%	
	Percentage increase in tree crop production:											
	Cocoa	Output	2%	2%	2%	3%	2%	2.5%	20.5%	4%	5%	
	Oil palm		5%	5%	6%	7%	7%	8%	6.0%	10%	10%	
	Citrus		5%	5%	7%	8%	10%	12%	10%	12%	10%	
	Percentage of youth in Agriculture	Output	25%	25%	30%	32%	34%	36%	30%	40%	30%	
	Credit to farmers	Input										
	FABS		52 farmers	52 farmers	52	55 farmers	52 farmers	52 farmers	52 farmers	0	0	
	NYEP		156 farmers	156 farmers	156	160 farmers	156 farmers	200 farmers	-	400	50	
	EDIF		0	100 farmers	120	130 farmers	150 farmers	175 farmers	200 farmers	300	250	
	AREA: farmers ratio	Input	1:1000	1:1000	1:1000	1:1050	1:950	1:1000	1:1000	1:800	1:800	
	Percentage reduction of post harvest losses	Outcome	30%	30%	25%	24%	22%	20%	20%	10%	10%	
	No. of active cooperative societies	Output	14	16	15	18	20	10	5	28	10	

	No. of youth employed under NYEP: Youth in agric business Youth in waste and sanitation Internship No. of markets established Percentage of people with access to market	Output	165 71 16 9 50%	165 75 20 10 55%	165 74 18 10 53%	170 80 20 12 55%	165 81 20 11 55%	170 85 25 12 60%	166 99 20 11 55%	300 250 100 14 60%	156 188 4	
<b>B.</b>	<b>Human Resource Development</b>											
	BECE pass rate	Impact	92.6%	94%	93.5%	95%	98%	100%	94%	100%	96%	This is an improvement over the previous examination, 2008 BECE.
	% of trained teachers in public schools Pre- schools Primary JHS	Output	20% 90% 93%	25% 95% 95%	26% 92% 94%	30% 95% 95%	40% 95% 96%	50% 100% 100%	56.5% 88% 96%	50% 100% 100%	56% 92% 83%	There has not been a significant change in the percentage of trained teachers deployed in the municipality.
	Installation of forty (40) capacity ICT centre for basic schools	Output	2	4	2	4	2	4	2	10	5	The no. of schools has improved to 5. This has been made possible through the support of the PTA's and SMC's of the various schools.
	Schools with sanitary facilities(KVIP)	Output	58	60	62	70	75	80	75	118	75	There has not been improvement in the provision o facilities in the schools over the past years.
	No. of teacher's quarters constructed	Output	4	6	4	6	4	6	4	10	4	There is a need for more quarters for the teachers especially in remote areas
	Schools with access to electricity KG, primary and JHS –public	Output	68	70	71	75	74	118	74	118	74	Despite the improvement over the years there is still more room for improvement since all the schools are not covered.

Public schools with access to potable water KG Primary JHS	Output	45% 68% 29%	50% 70% 30%	45% 70% 35%	60% 75 40%	45% 74% 35%	60% 75% 40%	45% 74% 35%	60% 80% 60%	45% 74% 40%	
Community teaching assistants under NYEP	Output	-	-	-	-	20	30	17	120	12	Delay in the payment of allowances has deterred some people from joining the programme
Improvement in trained teacher pupil ratio Pre-school Primary JHS	Outcome	1:25 1:87 1:36	1:25 1:80 1:30	1:25 1:79 1:32	1:24 1:60 1:29	1:27 1:56 1:28	1:24 1:50 1:25	1:26.8 1:37.76 1:19.1	1:27 1:56 1:28	1:27 1:38 1:19	The pupil teacher ratio continues to be high as a result of increase in enrolment especially in the central part of the municipality.
No. of institutional infants deaths	Output	46	44	39	35	13	10	15	0	12	
No. of infants admissions	Output	749	600	650	600	282	200	328	60	378	There was an increase in the number of infant admissions by 50 when compared with the year 2008. This is because the municipality is serving lot communities from adjoining districts.
Percentage of OPD visits by insured clients	Output	0	20%	21%	30%	37.8%	40%	7,098	50%	56%	During the year under review, the percentage clients who were insured has increased by 6% and is good sign that the inhabitants has confidence in the scheme.
Number of admissions	Output	9,484	8,000	8,234	7,950	5,318	5,000	7,098	6,000	8,085	There was an increase in the total number of admission when compared with the year under review.
Hospital admission rate	Output	54.9	52.5	51.5	30.0	28.8	20.0	2.5	1	41.5	-
Number of TB patients detected	Output	0	100	115	150	287	260	254	260	226	The TB case detected is not encouraging. This is because lots cases are sent to faith based healers instead of the hospital.

Number of HIV + cases receiving ARV therapy	Output	412	-	-	-	369	-	-	-	-	-	Awaiting on the National HIV sentinel Report in 2010 by 1 <sup>st</sup> quarter.
Number of guinea worm cases seen	Output	0	0	0	0	1	0	0	0	0	0	The case recorded was imported from Mali. The case was contained and the worms were extracted.
Number of family planning acceptors	Output	6,144	7,000	6,500	7,000	7,320	8,200	9,389	12,000	12,569	-	There was an increase in over the previous target by 3,180. The directorate could have achieve more is conducive environment for the clients.
Percentage WIFA accepting family planning	Output	14.8	15.0	15.5	16.0	16.5	20.4	23.6	25.6	26.8	-	-
Percentage ANC coverage	Output	92	95	95	96	99.2	102	115	100	103.1	-	There has been a remarkable improvements in the ANC coverage due to FREE maternal care services.
Percentage PNC coverage	Output	51	52	53	56	60.9	71.3	72.6	100	91.4	-	Once there was an increase in the ANC coverage, definitely the PNC follow suite.
Total number of deliveries (includes TBAs)	Output	3,476	3,528	3,601	3,768	3,889	4,102	4,283	7,865	5,090	-	-
Percentage of supervised deliveries	Output	48.6	49.5	46.8	47.0	47.1	49.5	72.5	100	62.9	-	Supervised deliveries dropped 9.6 percentage points which indicate that we are loosing the mothers to the TBAs. This could be due to staff attitudes or expectant mothers feel comfortable with the TBAs.
Number of deliveries by skilled attendants (by doctors and nurses)	Output	3,782	3,782	3,799	3,800	3,889	3,910	4,099	7,865	4,899	-	-
Percentage supervised deliveries	Output	54.8	54.8	46.2	46.5	47.6	48.6	53.7	100	62.8	-	-
Number of CHPS zones demarcated	Output	2	3	2	3	2	4	4	6	2	-	The structures have been identified but there are no furniture and equipment for staff to start work.

	EPI coverage penta 1	Output	72.4% (5,004)	72.4% (5,004)	73.6% (5,087)	74.5% (5,149)	79.9% (5,905)	80.1% (5,920)	78.9% (6,021)	100% (7,789)	89.9% (7,001)	Immunization coverage has markedly improved when compared with the year under review. The health directorate could have done better if the unit committee members and the community surveillance volunteers assist the immunization teams by providing pavilions or sheds for the staff who visit their respective staff.
	EPI coverage penta 3	Output	72.2% (4,987)	72.2% (4,987)	70.2% (4,849)	70.5% (4,870)	71.3% (5,266)	73.5% (5,428)	77.5% (5,923)	100% (7,789)	94.4% (7,352)	
	EPI coverage OPV 3	Output	72.2% (4,987)	72.2% (4,987)	70.2% (4,849)	70.5% (4,870)	71.2% (5,263)	73.5% (5,428)	77.5% (5,923)	100% (7,789)	94.4% (7,352)	
	EPI coverage measles	Output	73.8% (5,096)	73.8% (5,096)	74.5% (5,144)	76.2% (5,261)	77.1% (5,688)	78.5% (6,001)	78.7% (6,016)	100% (7,789)	89.6% (7,122)	
	Percentage maternal deaths audited	Output	100	100	100	100	100	100	100	100	71	Two cases yet to be audited
	Total number of TB cases cured	Output	89.6% (112)	-	-	-	55.3% (136)	-	71.5% (98)	-	-	-
	Total number of beds	Output	102	120	138	200	312	320	294	320	284	Reduction in no. of beds basically due to lack of maintenance of broken beds.
	Percentage bed occupancy	Output	35.8	18.3	26.5	18.5	28.8	28.1	35.5	28.1	43.4	Relatively high admission figures and deteriorating state of beds resulted in this relatively higher rate
	Bed turnover rate	Output	10.9	8.0	10.2	10.0	9.5	9.2	39.9	35.3	50.8	this also has to do with the maintenance of the beds
	Doctor patient ratio	Output	1:85,822	1:80,000	-	1:60,000	1:1,396	1:1000	1:30,332	1:25,000	1:11,366	The improvement in the ratio is comparatively encouraging
	Nurse patient ratio	Output	1:2,201	1:2,000	1:1689	1:1,500	1:1,082	1:900	1:2,489	1:1,500	1:1,446	
	Number of doctors	Output	11	15	-	15	10	14	11	25	21	
	Population to doctor ratio	output	1:15,669	1:15,000	1:15,220	1:15,000	1:14,202	1:14,000	1:17,355	1:15,000	1:9273	
	Number of nurse	Output	129	135	129	135	129	135	134	140	165	
<b>C.</b>	<b>Good Governance and Civic Responsibility</b>											
	No. of women as Assembly members	Output	8	10	8	10	8	10	8	16		
	No. of substructures with permanent accommodation	Output	1	4	1	4	1	4	1	4	1	

## **COMMENTS ON INDICATORS AND TARGETS**

### **(I) Yield of selected crops**

During the year under review, some targets were achieved as a result of government subsidy of fertilizer, available extension services and good rainfall patterns. Maize, Rice, Cassava, Plantain, Yam and Citrus production experienced increased from 0.35, 0.05, 0.06, 0.57, 0.45, and 0.16 in 2008 to 0.50, 1.00, 0.80, 0.80, 0.60, and 0.20 in 2009 respectively. While cocoa and oil palm production stabilized in 2009, thus producing 0.70 and 0.21 yields for oil palm and cocoa respectively as in 2008.

### **(II) Road construction and rehabilitation**

The Municipality has seen a major improvement in this area. The Urban Roads Department has upgraded a total of 33km of town roads. They have also done road line markings on all major roads, erected guardrails at the Central Business Area and one (1) traffic signal. The rural communities also benefited from 45km of feeder roads reshaping.

### **(III) Access to electricity**

The number of households with access to electricity has increased by 4% over the period. This is as a result of the Self Help Rural Electrification Project (SHEP 4) in six (6) communities in 2008 and the provision of street lights by the Municipal Assembly as part of the measures to improve security.

### **(IV) Tourism**

As a result of the CAN 2008 game hosted by Ghana most visitors who came to Kumasi took time off to visit the mines and other areas of interest in the Municipality. This resulted in an increase of 1% of tourists' arrivals in OBUASI.

### **(V) Teledensity**

This has increased as a result of influx of mobile phone companies in the Municipality. Almost all the five major networks (MTN, TIGO, Onetouch, KASAPA and ZAIN) are present in the Municipality given a total coverage and also an increase in number of hand set possession.

### **(VI) Mortality rate and ratios**

Due to pragmatic efforts of the Municipal Health Directorate, mortality rates and ratios have seen a dramatic decline. The National Maternal mortality ratio as at 2007 was 200/100,000 births while under-five mortality rate at the same time was 182/1,000 live births. The ratios in both cases however reduced to 50/100,000births and 32/1,000 respectively in the year under review.

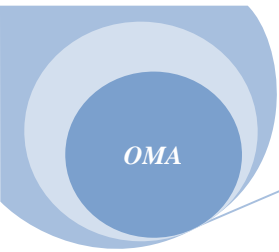
Furthermore the package of Free Maternal Care for Pregnant Women since its inception in July 2008 has contributed to reducing maternal mortality rate and ratio within the municipality over the period.

**(VII) Total Internally Generated Fund (IGF)**

**IGF** of the Assembly increased from 86.57 in 2006 to 98.64 in 2007, 101.36% in 2008 and 95% in 2009. This is a commendable achievement which the Assembly hopes to sustain and further improve upon.

**(VIII) Development Partners Funds Inflows**

The Municipality has benefited about **3.5b** for the provision of 73 boreholes, 4 KVIP toilets, rehabilitation of market and a 7-unit classroom block.



## **2.3 UPDATE ON CRITICAL DEVELOPMENT AND POVERTY ISSUES**

### **(A) SKILLS TRAINING AND MICRO CREDIT PROVISION**

The period under review saw series of activities geared towards skills training and the p... of micro credit.

*i.* The Department of NBSSI also conducted various training programmes for artisans in the Municipality. The training programmes organized in the period under review include the following;

- Advance training in waxing for Hairdressers Association
- Community based training in soap making for Kolea area Women Development Association
- Environmental safety and personal hygiene for Palm Kernel Oil Producers – Bogobiri
- Community based training in Batik Tie & Dye for unemployed youth at Anyinam
- Community based training in Beads making for unemployed youth at Pomposo
- Community based training in pastries making for unemployed youth at Gausu
- Soya milk production for unemployed youth at Kwabenakwa

#### ***ii OMA/Sinapi Aba Trust Youth Apprenticeship Programme***

It was initiated by the Assembly in collaboration with Sinapi Aba Trust in 2007 to train 200 youth in employable skills over a three (3) year period in dressmaking, hairdressing, carpentry, plumbing and Auto mechanic.

The total cost of the training programme is One Hundred and Ten Thousand Ghana Cedis (GH¢110,000.00). OMA's total cost obligation amount to Seventy Thousand Eight Hundred and Twenty-five Ghana Cedis Fifty Pesewas (GH¢70,825.50) out of which Thirty Thousand Ghana Cedis (GH¢30,000.00) has been paid as at the end of 2009.

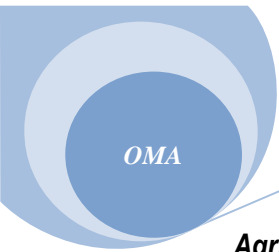
In June, 2009 the programme completed the payment of fees to trade masters for the apprentices and supplied to the apprentices with training tools and kits.

The trainees are expected to write the NVTI Examination in September, 2010 before graduating.

### **(B) NATIONAL YOUTH EMPLOYMENT PROGRAMME**

The National Youth Employment Programme started within the municipality in 2006. Out of the ten (10) modules of the programme envisaged to be implemented, only five (5) have started in the Municipality.

These are Sanitation and Waste Management, Community Education and Paid Internship, Health Extension Workers, Agri-Business and Paid Internship Programmes.



### **Agri- Business**

Under the crop farming module 156 farmers were given loans of One Hundred and Twenty Ghana Cedis (GH¢120.00) each for vegetable farming. These farmers were linked to agricultural extension services to improve agricultural yield in their respective areas of operation. This strategy was adopted to ensure that they receive technical support to further ensure their sustainability in business.

### **Sanitation and Waste Management**

Under the sanitation component seventy one (71) people have been engaged to do house-to-house refuse collection. Thirty five (35) out of the lot have been trained by M/S ZOOMLION GHANA LIMITED and provided with tricycles for refuse collection within the municipality.

### **Health Extension Workers**

In the area of health, seventy (70) males and females were selected and trained for a period of six months after which they were posted to health institutions in the Municipality.

### **Community Education and Paid Internships**

Finally in the area of Community Education and Paid Internships, a module of twenty (20) people were engaged to assist teaching in critical areas within the Municipality while five (5) people were attached to the Assembly for a paid internship programme to enhance their capacity.

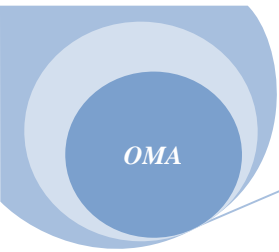
The NYEP since its implementation has helped reduce youth unemployment situation within the municipality. About 343 youth, comprising 210 males and 133 females have been employed under the programme.

It is noted that implementing the last four modules within the municipality would go a long way to reduce the unemployment situation and the incidence of crime within the municipality.

## **(C) OMA'S MUTUAL HEALTH INSURANCE SCHEME**

As at December, 2009 the Obuasi Mutual Health Insurance Scheme had registered 112,707 with the following breakdown;

SSNIT Contributors	-	10,051
Pensioners	-	609
Aged persons	-	3,299
Pregnant women	-	2,720
Indigents	-	321
Informal sector	-	39,712
Under 18 years	-	55,995



The Obuasi Mutual Health Insurance Scheme recorded the following as at December, 2009;

- Total Claims paid : GH¢ 3,123,032.75
- Total Premium paid : GH¢ 201,958
- Total Attendance : 164,029
- Total Subsidy : GH¢ 2,984,072.68

To boost the payment of premium, 14 pay points have been established at various strategic locations in the Municipality. The Government has also provided a vehicle to improve public education on the scheme.

The above interventions by the scheme and the government led to the increase in premium payment from GH¢64,500 in 2006, GH¢243,314.50 in 2007, GH¢ 405,172.21 in 2008 and GH¢ 1,005,496.41 in 2009 an increase of about 335%.

The total amount paid as claims as at December, 2009 stood at GH¢7,101,008.79

**Facilities in use**

There are twenty-four (24) facilities in use including the Komfo Anokye Teaching Hospital which is used as a referral point.

**Challenges**

- Excessive use of facilities by clients
- Wrong information (data) from clients
- Delay in submitting claims from facilities

**(D) CAPITATION GRANT**

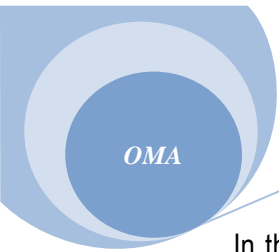
The Capitation Grant was introduced in the Obuasi Municipality in 2006. The category and number of beneficiary schools are shown in table 20.

**TABLE 20: CATEGORY/NUMBER OF BENEFICIARY SCHOOLS**

LEVEL	KG	PRIMARY	JHS	TOTAL NO. OF SCHOOLS
No. of schools	34	59	34	127

With the introduction of the Capitation Grant Gross Enrolment Rate (GER) in Primary Schools and Junior High Schools have increased.

From 2006 to 2009 Gross Enrolment Rate in primary schools increased from 88% in 2006, 93% in 2007, 97% in 2008 and 97.8% in 2009.



In the JHS category, Gross Enrolment Rate increased from 73% in 2006, 77% in 2007, 95% in 2008 and 95% in 2009.

The programme is bedevilled with a number of challenges which are;

1. Delay in the release of Grant
2. Insufficient grant amount of schools with low enrolment
3. Deductions of COT by banks

**Table 21: Gross enrolment**

CLASSES	SCHOOL ENROLMENT 2007/2008			SCHOOL ENROLMENT 2008/2009		
	BOYS	GIRLS	TOTAL	BOYS	GIRLS	TOTAL
KINDERGARTEN	1,925	2,108	4,033	1,997	2,105	4,100
PRIMARY	8,051	8,710	16,761	7,936	8,678	16,614
JUNIOR HIGH SCHOOL	4,507	4,458	8,965	4,646	4,434	9,080
SENIOR HIGH SCHOOL	2,090	909	2,999	2,907	514	3,421
<b>TOTAL</b>			<b>32,215</b>			<b>33,215</b>

However, the Assembly has made a significant effort to accommodate the incremental rate by providing basic infrastructures. The Assembly's effort sees an increase in classrooms for basic public school from 58 to 64 to 68 in 2006/2007, 2007/2008 and 2008/2009 respectively. Table 20 shows an increase in infrastructure in the Municipality.

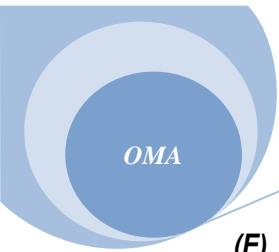
**Table 22: Number of classrooms for public basic schools**

PROGRAMME	2006/2007	2007/2008	2008/2009
Kindergarten	58	64	68
Primary	320	359	366
Junior high school	338	350	356

Apparently, teacher supply in the Municipality is considerable good. The public schools have good supply of trained teachers with the exception of the KG. However, most of the teachers in the KGs have been enrolled for the UTDBE Programme and would therefore qualify as trained teachers in the near future. Table 21 shows Pupil/Teacher Ratio in the Municipality in 2009.

**Table 23: Pupil/Teacher Ratio**

LEVEL	PUBLIC	PRIVATE
Kindergarten	27:1	38:1
Primary	38:1	39:1
Junior high school	19:1	11:1



### **(E) GHANA SCHOOL FEEDING PROGRAMME**

The Obuasi Municipality has five (5) beneficiary public schools on the GSFP with a total of 1574 pupils being fed. From October 2006 to December, 2009 central government transfers for the programme amounted to One Hundred and Fifty Thousand Forty-one Ghana Cedis Twenty Pesewas (GH¢150,041.20).

The Obuasi Municipal Assembly has expended Seventy-four Thousand Three Hundred Ghana Cedis (GH¢74,300.00) towards the construction of five (5) canteens, Eleven Thousand Two Hundred Ghana Cedis (GH¢11,200.00) for the provision of forty (40) tables and three hundred and twenty (320) chairs for the five canteens and finally paid Thirty-five Thousand One Hundred and Nineteen Ghana Cedis Twenty Pesewas (GH¢35,119.20) as counterpart fund towards the implementation of the programme.

The introduction of the programme has increased enrolment, reduced the rate of absenteeism and truancy in the beneficiary schools. However, non-beneficiary neighbouring schools have to contend with withdrawals of pupils from these schools to beneficiary schools.

### **(F) SANITATION**

#### ***Waste management***

In its efforts to ensure an effective waste management in the Municipality, the OMA adopted Government's policy of making private sector the engine of growth and in the spirit of public private partnership, the Assembly ceded part of its waste management functions in the Central Business Area to Messrs Zoomlion Ghana Limited and YNO Enterprise.

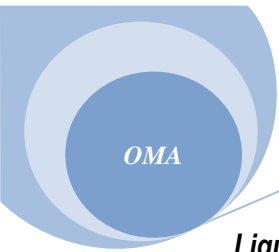
#### ***House-to-house (door-to-door) refuse collection***

YNO Enterprise Limited, a private waste management firm is responsible for the house-to-house collection. The system is operated in twenty one (21) communities with three thousand (3,000) 120 litre capacity litter bins.

#### ***Central refuse collection***

There are seven (7) designated central solid waste collection points with twenty-two (22) twelve metre cube (12m<sup>3</sup>) skips and two (2) skip loaders in use for refuse evacuation to the final disposal site.

Zoomlion Company Limited is responsible.



### **Liquid waste disposal**

There are seventy-four (74) public toilet facilities in the Municipality.

About forty (40) percent of houses in the Municipality have access to domestic private toilets and sixty (60) percent without especially those communities at the periphery.

People without access to domestic private toilet facilities rely on the public toilets.

### **(G) CHILD LABOUR IN THE MUNICIPALITY**

Obuasi Municipality has been identified as one of the areas where Child Labour is prevalent especially in communities where illegal mining takes place.

In 2006 and 2007 the OMA with support from ILO conducted administrative census in mining and cocoa growing areas of the Municipality.

Twenty (20) communities were identified as areas where child labour was endemic in the mining and cocoa sectors.

With about Seventy Thousand Ghana Cedis (GH¢70,000.00) as funding from the ILO, the Assembly has established Community Implementation Committees (CIC) in the twenty (20) communities.

Also, a District Implementation Committee (DIC) with the Chief Executive as Chairman has been formed.

These committees have benefitted from series of workshops and training programmes aimed at building their capacities to address issues of child labour.

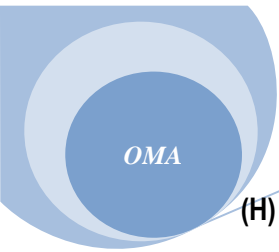
The ILO has provided the Assembly with logistics in the form of two (2) motor bikes, ten (10) bicycles, two (2) computers and accessories to enhance the work of the project secretariat and promote easy interaction with community leaders.

The effort of the Assembly to address child labour is complemented by the activities of three (3) NGOs who have received funding from the ILO.

The implementation of the ILO/OMA Child Labour project has led to the withdrawal of about two hundred (200) children from child labour activities placed in schools and provided with school needs.

Parents of victims of child labour have been identified and plans are far advanced to take them through skills training to enable them take care of the basic needs of heir wards.

Funding for the training programme would be channeled through the NGOs by the ILO.



## (H) AGA/OMA MALARIA CONTROL PROGRAMME

Management of AGA in 2005 realized that malaria does not only result in death, illness and absenteeism among its employees. It was also the major cause of death in young children and pregnant women and has trickledown effect on employees' families and communities.

In 2006, AGA in collaboration with OMA commenced the Malaria Control Programme over a five (5) year period at the cost of five (5) million Dollars to reduce the incidence of malaria in the Municipality.

From 2006 to 2009 malaria rates have declined from 6,700 cases per month in 2005 to 1,128 cases per month in 2008.

The programme has led to the creation of jobs for 128 youth from various communities in the Municipality. About 160,000 structures are sprayed twice a year.

Long-lasting impregnated nets have been distributed to maternity and children's wards and local orphanages.

The programme has established a malaria control centre with a Malaria Information System, has an insectary and a laboratory where research and surveillance is conducted.

With the success of the AGA/OMA Malaria Control Programme, a proposal for funding from the Global fund to fight HIV, TB and Malaria for \$133 million to scale up the Obuasi model to cover 40 districts in Ghana has been approved.

Implementation of scholarship scheme

In the pursuit of programmes to develop the human resource base of the Municipality and also assist brilliant but needy students, the Assembly instituted a scholarship scheme.

Between 2006 and 2009 about has been spent to assist 454 students in secondary and tertiary institutions.

## 2.4 PARTICIPATORY MONITORING AND EVALUATION

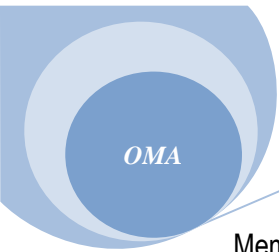
The importance of participatory monitoring and evaluation is to ensure that all stakeholders namely the Assembly, beneficiaries of interventions and development agencies are involved in the measurement of progress made in the implementation of OMA's MTDP.

The tools adopted include;

### Quarterly meetings by MPCU

In 2009, the MPCU held series of quarterly meetings where members submitted reports on programmes and projects implemented and provided updates on indicators.

### Community Participation



Members of beneficiary communities were involved in the selection of sites for physical projects and beneficiaries for programme intervention.

Beneficiary communities constituted committees like Community Implementation Committees, for the GSFP and CBRDP and also WATSAN for the CWSP Phase IV.

The Assembly continued to build the capacities of these committees by inviting them to attend workshops, meetings, training programmes to expose them to progress made with respect to programmes and projects being implemented in their communities.

In the period under review, members of the MPCU adopted the focus group discussion tool by holding meetings with selected groups in the beneficiary communities on interventions to assess progress made and problems encountered for redress.

#### **Submission of reports by NGOs and Schedule Officer**

NGO's and Schedule Officers or focal persons submitted their 2009 reports on programmes and projects being implemented.

These reports were generated after the physical inspection of projects and interactions with beneficiary communities to solicit their views on progress made and to help the MPCU to prepare its Action Plan for 2009.

#### **Monitoring by Donors**

Donor funding interventions in the Municipality also sent Consultants and Officers to monitor and evaluate their activities.

These usually took the form of physical inspection of projects, focus group discussions with selected groups in the beneficiary communities and examination of financial records at the office. In the period under review, some Assembly members participated in the monitoring exercise.

## CHAPTER THREE

### 3.0 THE WAY FORWARD

#### 3.1 KEY ISSUES ADDRESSED

##### 3.1.1 **ACTIVITIES OF ILLEGAL MINERS**

The illegal mining issues have been centre stage in security management in the Municipality. The illegal miners are getting more daring. Their operations have been extended to underground operations which are very disturbing.

The illegal miners occasionally ventures into the operational areas of Anglo-Gold Ashanti and some temper with their equipment. This usually precipitates a counter action from the AGA security personnel.

To curb this incidence, a stakeholders meeting was held to curtail the activities of the illegal miners once and for all.

The Municipal Security Committee (MUSEC) was quiet concerned about the recent development of the illegal miners mode of operation, particularly the later entering to the concession of the AGA.

##### 3.1.2 **POOR QUALITY OF WATER**

Work has been completed under CBRDP and CWSP Phase IV to provide forty-one (41) communities with seventy-six (76) boreholes at an estimated cost of GH¢456,000.00.

An amount of GH¢30,000.00 is estimated to be spent to remove the iron contents of six (6) of the boreholes in six communities.

With respect to the extension of pipe borne water supply to the newly developed areas within Obuasi township under the Urban Water Supply Project funded by the World Bank, 15kms of four inches (4") distributing pipe lines has been laid in six (6) communities.

The completion of the borehole project and the pipe-bone water projects has made it possible for people within the Municipality to enjoy potable water supply.

##### 3.1.3 **LIMITED ACCESS TO LAND**

Between 2006 – 2009 AGA has released about 200 acres of land for commercial, industrial and housing projects.

It is hoped that more lands would be released by AGA for agricultural activities to entice the youth to go into agriculture.

### **3.1.4 POOR ROAD NETWORK**

Investment by the central government in the road sector between 2006 – 2009 has led to improvement in the conditions of roads in the Municipality. These include;

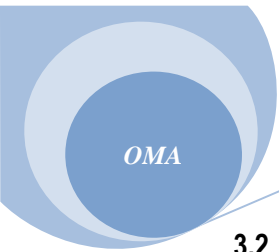
- Grading of 90kms road
- Creation of 8kms of access road
- Construction of 14 lay byes constructed
- Construction of 9 pipe culverts
- Re-gravelling of 22kms of roads
- Construction of 2.5kms drains
- Marking of 30kms road line and installation of traffic signs and one traffic light

Work on Government Hill road, construction of 1No. Office block for DUR and partial reconstruction of Kwabrafoso/Old Estate Roads are currently on-going.

### **3.1.5 IMPLEMENTATION OF SCHOLARSHIP SCHEME**

In the pursuit of programme to develop the human resource base of the Municipality and also assist brilliant but needy students, the Assembly instituted a scholarship scheme.

Between 2006 and 2009 about Sixty Ghana Cedis (GH¢60,000.00) has been spent to assist 454 students in secondary and tertiary institutions.



## **3.2 KEY DEVELOPMENT ISSUES YET TO BE ADDRESSED**

### **3.2.1 LAND DEGRADATION, SOIL AND AIR POLLUTION**

The legal activities of AGA coupled with the activities of illegal miners have resulted in the destruction of land and depriving people of their farmlands.

This sorry state of affairs is due to the construction of exploration trenches, appropriation of land as sites for waste rock dumps, tailings and spent cyanide containment ponds.

Air pollution as a result of mining and its related activities is visible in communities where mining takes place in the form of black smoke, bad odour and skin diseases.

### **3.2.2 IMPROVEMENT OF THE URBAN DRAINAGE SYSTEM**

Mining activities has resulted in influx of people to the Municipality in search of employment. This has resulted in rapid population expansion with its attendant environmental and sanitation problems.

Apart from the AGA housing estates all the urban communities are grappling with haphazard development. Some houses have been constructed on waterways thus causing flooding when it rains.

### **3.2.3 ENDING THE SHIFT SYSTEM IN BASIC SCHOOLS**

Due to the introduction of the Capitation Grant and the School Feeding Programme, there has been huge increase in enrolment levels in Basic Schools, especially schools within Obuasi and its environs.

To address these problems schools have adopted the shift system which does not augur well for smooth academic work.

### **3.2.4 ABSENCE OF HEALTH FACILITIES IN THE RURAL COMMUNITIES OF THE**

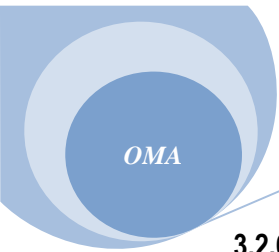
The Municipality can boast of four (4) hospitals and six (6) clinics. However, all these are sited within Obuasi and its environs.

Most people in the rural communities have to travel to Obuasi to access health care.

### **3.2.5 CREATION OF AN INDUSTRIAL SITE FOR ARTISANS**

The Assembly in conjunction with AGA initiated project to re-settle artisans in Obuasi at Boete in 2007.

The Assembly has paid compensation for the land. The project has been stalled due to the fact that AGA is yet to receive an Environmental Impact Assessment permit from EPA for the release of the land for the project to commence.



### **3.2.6 HIV/AIDS**

HIV/AIDS prevalence rate increased from 3.8% in 2007 to 5% in 2008. Increase in number of people undergoing voluntary testing has revealed that a significant number are positive.

#### ***Interventions***

Recognized International NGOs are to collaborate with local NGOs and the Assembly to intensify education, etc.

### **3.2.7 CONGESTION AT THE CENTRAL BUSINESS AREA**

Work on decongesting the Central Business Area is yet to commence. The Assembly has completed the design of the Car Park at Horsey Park and plans are far advanced to implement the project under BOT terms in the second quarter of 2010.

### **3.2.8 IMPROVING SANITATION IN THE MUNICIPALITY**

The Assembly with financial support from the Central Government and introduction of door-to-door and house-to-house refuse collection coupled with the privitisation of waste management at the Central Business Area to ZOOMLION Ghana Limited has made a lot of gains.

However, there is the need for an enquired land fill site to ensure that refuse are not accumulated in the collection points to pose health hazard before they are evacuated.

### **3.2.9 CONGESTION AT THE OBUASI GOVERNMENT HOSPITAL**

Inadequate funding made it impossible for the Assembly to complete the offices for the Health Management Team. It is hoped that funds would be made available to complete the project in 2010.

### **3.2.10 OVER-CROWDING IN BASIC SCHOOLS**

Over-crowding of pupils in the classrooms of schools within Obuasi is posing serious challenges to effective teaching and learning.

Government and donor support has made it possible for the Assembly to provide 4No. 6-unit classroom blocks, and 8No. 3-unit classroom blocks. Work on 2 No. 6-unit classroom blocks and 1No. 3-unit classroom block are on-going.

However these investments had not been able to address the problem of overcrowding leaving the shift system as the solution.

Central Government has initiated a programme of expanding educational infrastructure to address the problem of overcrowding. OMA would complement government's effort with funding from the IGF.

## **RECOMMENDATIONS**

- Assembly to renegotiate with AGA for upward adjustment of property rate payable to the Assembly.
- The Assembly needs to up-date data on rateable items in the Municipality.
- The Assembly should master the courage to prosecute rate defaulters to improve its Internally Generated Revenue.
- ***Staff development***

The Assembly should expand its policy of developing the capacity of staff to enhance efficiency.

Furthermore, the capacity of Assembly members should be developed to enable them appreciate the decentralization policy, their roles and responsibilities.

## **CONCLUSION**

The goal of every Assembly in Ghana is to improve conditions of the people by implementing programme and projects aimed at addressing their concerns. The Obuasi Municipal Assembly intends therefore to increase its effort in mobilizing local revenue, seek funding from the Central Government and donor agencies to implement programmes and projects aimed at improving standards of living in the Municipality.