



DRAFT YOUTH AND SPORTS SECTOR MEDIUM-TERM DEVELOPMENT PLAN

(2018-2021)



DECEMBER, 2017

TABLE OF CONTENTS

| | |
|---|----------|
| LIST OF TABLES | 4 |
| LIST OF FIGURES | 5 |
| LIST OF ACRONYMS | 6 |
| EXECUTIVE SUMMARY | 7 |
| CHAPTER ONE | 9 |
| 1.0 INTRODUCTION | 9 |
| 1.1 VISION | 9 |
| 1.2 MISSION | 9 |
| 1.3 FUNCTIONS | 9 |
| 1.4 CORE VALUES | 9 |
| 1.5 REVIEW OF SECTOR PERFORMANCE | 10 |
| 1.5.1 GSGDA II POLICY OBJECTIVES | 10 |
| 1.5.2 SECTOR PERFORMANCE..... | 10 |
| 1.5.3 MANAGEMENT AND ADMINISTRATION PROGRAMME (MINISTRY HEADQUARTERS) | 11 |
| 1.5.4 YOUTH SERVICES PROGRAMME (NATIONAL YOUTH AUTHORITY)..... | 13 |
| 1.5.5 SPORTS DEVELOPMENT (NATIONAL SPORTS AUTHORITY AND NATIONAL SPORTS COLLEGE, WINNEBA)..... | 14 |
| 1.6 ANALYSIS OF INCOME AND EXPENDITURE OF THE MINISTRY OF YOUTH AND SPORTS | 34 |
| 1.7 KEY DEVELOPMENT ISSUES FROM PERFORMANCE REVIEW AND SITUATIONAL ANALYSIS | 40 |
| 1.8 SUMMARY OF KEY DEVELOPMENT ISSUES IDENTIFIED UNDER GSGDA II..... | 40 |
| 1.8.1 MANAGEMENT AND ADMINISTRATION PROGRAMME..... | 40 |
| 1.8.2 YOUTH SERVICES..... | 40 |
| 1.8.3 SPORTS DEVELOPMENT | 41 |
| 1.9 LESSONS LEARNT FROM THE IMPLEMENTATION OF GSGDA II | 41 |
| 1.10 PROFILING, CURRENT SITUATION AND BASELINE | 43 |
| 1.11 PROFILE OF SECTOR | 43 |
| 1.12 CROSS CUTTING ISSUES | 52 |
| 1.12.1 YOUTH POPULATION..... | 52 |
| 1.12.2 EMPLOYMENT | 54 |
| 1.12.3 GENDER EQUALITY | 54 |
| 1.12.4 PHYSICAL | 54 |
| 1.12.5 VULNERABILITY | 54 |
| 1.12.6 HIV/AIDS/STI..... | 54 |

| | |
|---|-----------|
| 1.12. 7 ANTI -DOPING IN SPORTS | 54 |
| 1.13 BASE MAP OF KEY INFRASTRUCTURE DEVELOPMENT | 54 |
| 1.14 SECTOR POLICIES, PROGRAMMES AND PROJECTS | 55 |
| 1.15 KEY DEVELOPMENT ISSUES FROM PERFORMANCE REVIEW AND SITUATIONAL ANALYSIS | 55 |
| CHAPTER TWO | 57 |
| SECTOR DEVELOPMENT ISSUES | 57 |
| 2.1 INTRODUCTION | 57 |
| 2.2 HARMONISATION OF IDENTIFIED DEVELOPMENT ISSUES OF GSGDA II WITH THE ISSUES OF THE AGENDA FOR JOBS, 2018-2021 UNDER THE LONG-TERM NATIONAL DEVELOPMENT PLAN (LTNDP 2018-2057)..... | 57 |
| 2.3 APPLICATION OF POTENTIALS, OPPORTUNITIES, CONSTRAINTS AND CHALLENGES (POCC) OF THE DEVELOPMENT ISSUES..... | 60 |
| 2.4 IMPACT ANALYSIS OF ISSUES | 66 |
| 2.5 SUSTAINABILITY TEST | 71 |
| CHAPTER THREE | 79 |
| DEVELOPMENT PROJECTIONS, GOALS, ADOPTED OBJECTIVES AND STRATEGIES | 79 |
| 3.1 INTRODUCTION | 79 |
| 3.2 PROJECTED DEVELOPMENT REQUIREMENTS FOR THE MEDIUM TERM | 79 |
| 3.3 ADOPTED DEVELOPMENT ISSUES, THEMATIC GOALS, OBJECTIVE AND STRATEGIES FROM AGENDA FOR JOBS, 2018-2021 | 80 |
| CHAPTER FOUR..... | 82 |
| REVIEW AND FORMULATION OF DEVELOPMENT PROGRAMMES AND SUB-PROGRAMMES..... | 82 |
| 4.0 INTRODUCTION | 82 |
| 4.1 REVIEW AND FORMULATION OF DEVELOPMENT PROGRAMMES AND SUB-PROGRAMMES MOYS FOR 2018-2021 | 82 |
| 4.2 SECTOR PROGRAMME OF ACTION PLAN (POA) 2018-2021 | 85 |
| 4.3 INDICATIVE FINANCIAL STRATEGY OF THE SECTOR | 90 |
| 4.4 FUNDING GAP..... | 95 |
| CHAPTER FIVE | 96 |
| ANNUAL ACTION PLAN OF MINISTRY OF YOUTH AND SPORTS | 96 |
| 5.0 INTRODUCTION | 96 |
| 5.1 SECTOR ANNUAL ACTION PLAN (AAP) | 96 |
| 5.2 SECTOR ANNUAL ACTION PLAN (AAP) 2018 | 97 |
| 5.3 SECTOR ANNUAL ACTION PLAN (AAP) 2019 | 116 |
| 5.4 SECTOR ANNUAL ACTION PLAN (AAP) 2020 | 146 |
| 5.5 SECTOR ANNUAL ACTION PLAN (AAP) 2021 | 174 |

| | |
|--|------------|
| CHAPTER SIX | 201 |
| IMPLEMENTATION, MONITORING AND EVALUATION..... | 201 |
| PART ELEVEN..... | 201 |
| 6.0 INTRODUCTION | 201 |
| 6.1 ARRANGEMENT FOR DATA COLLECTION, COLLATION, ANALYSIS AND USE OF RESULTS | 208 |
| 6.2 REPORTING ARRANGEMENTS | 216 |
| 6.3 DISSEMINATION AND COMMUNICATION STRATEGY | 217 |
| 6.4 EVALUATION..... | 218 |
| 6.5 PARTICIPATORY MONITORING AND EVALUATION (PM&E)..... | 220 |

LIST OF TABLES

| | |
|---|-----|
| Table 1: Sector Performance 2014-2017 | 20 |
| Table 2: Total Releases from Government | 34 |
| Table 3: All Sources of Financial Resources for the MDAs | 35 |
| Table 4. Institutional Capacity | 43 |
| Table 5 Staff Categorization | 44 |
| Table 6. Age Distribution | 45 |
| Table 7. Sex Distribution | 46 |
| Table 8 Establishment Levels of MoYS | 47 |
| Table 9 Establishment Levels of NSA | 49 |
| Table 10 Stakeholder Analysis | 50 |
| Table 11: Share of youth (15-35) in total population by region, locality and sex | 53 |
| Table 12: Distribution of the youth by sex, age group and type of locality | 53 |
| Table 13: Summary of Issues Identified from the Sector Profiling and GSGDA II | 55 |
| Table 14: Identified Development Issues under GSGDA II and AGENDA for JOBS | 57 |
| Table 15: Adopted Goals and Issues of MTDP of Ministry of Youth and Sports (MoYS) | 59 |
| Table 16. Application of Potentials, Opportunities, Constraints and Challenges (POCC) | 60 |
| Table 17: Impact Analysis of Issue | 66 |
| Table 18: Sustainability Analysis | 71 |
| Table 19: Sustainable Prioritized Issues as Categorized Under Development Dimension | 75 |
| Table 20: Ranking of Adopted Issues | 76 |
| Table 21. Adopted Issues, Thematic Goals, Objectives and Strategies | 80 |
| Table 22: Programmes and Sub-Programmes of MoYS | 82 |
| Table 23: Prioritization Programme Matrix | 84 |
| Table 24: Sector Programme of Action Plan (POA) 2018-2021 | 85 |
| Table 25: Budget Estimates of MOYS | 90 |
| Table 26: Budget Estimates of NYA | 91 |
| Table 27: Budget Estimates of NSA | 91 |
| Table 28: Budget Estimates of NSCW | 92 |
| Table 29: Indicative Financial Strategy | 93 |
| Table 30: Sector Annual Action Plan (AAP) 2018 | 97 |
| Table 31: Sector Annual Action Plan (AAP) 2019 | 116 |
| Table 32: Sector Annual Action Plan (AAP) 2020 | 146 |
| Table 33: Sector Annual Action Plan (AAP) 2021 | 174 |
| Table 34: Ministry of Youth and Sports Results Framework | 201 |
| Table 35: Data Collection Matrix | 209 |
| Table 36: Communication Activity Matrix | 217 |
| Table 37: Evaluation Matrix | 218 |

LIST OF FIGURES

| | |
|--|----|
| Fig.1 Sector Performance | 11 |
| Fig.2 Expenditure Trend 2014-2017 | 37 |
| Fig.3 Goods and Services Budget Trend 2014-2017 | 38 |
| Fig.4 Capital Expenditure Budget Trend 2014-2017 | 39 |
| Fig.5 Compensation of Employees Budget Trend 2014-2017 | 39 |
| Fig.6 MoYS 2018-2021 Expenditure by Programmes | 94 |

LIST OF ACRONYMS

| | |
|---------|---|
| AAP | Annual Action Plan |
| AESL | Architectural and Engineering Services Limited |
| AU | African Union |
| CAN | African Cup of Nations |
| CAF | Confederation of African Football |
| CHAN | Championship of African Nations |
| CPA | Certificate in Public Administration |
| CSO | Civil Society Organization |
| DCE | District Chief Executive |
| DPA | Diploma in Public Administration |
| ECOWAS | Economic Community of West Africa States |
| FIFA | Federation of International Football Association |
| GETFUND | Ghana Education Trust Fund |
| GIMPA | Ghana Institute of Management and Public Administration |
| GSGDA | Ghana Shared Growth Development Agenda |
| GFA | Ghana Football Association |
| GOC | Ghana Olympic Committee |
| GOG | Government of Ghana |
| HR | Human Resource |
| IGF | Internally Generated Fund |
| MoYS | Ministry of Youth and Sports |
| MDPI | Management Development and Productivity Institute |
| MDA | Ministries, Departments and Agencies |
| M&E | Monitoring and Evaluation |
| MMDA | Metropolitan, Municipal and District Assemblies |
| MPA | Master's in Public Administration |
| MTDP | Medium-Term Development Plan |
| NGO | Non-Governmental Organization |
| NLTDP | National Long-Term Development Plan |
| NMTDPF | National Medium-Term Development Policy Framework |
| NSA | National Sports Authority |
| NYA | National Youth Authority |
| NSC-W | National Sports College, Winneba |
| NYEP | National Youth Employment Programme |
| NDPC | National Development Planning Commission |
| PBME | Policy Planning, Budgeting, Monitoring and Evaluation |
| PM&E | Participatory Monitoring and Evaluation |
| POA | Programme of Action Plan |
| POCC | Potentials, Opportunities, Constraints and Challenges |
| RSIM | Research, Statistics, Information Management |
| SMTDP | Sector Medium-Term Development Plan |
| WAFU | West African Football Union |
| YEA | Youth Employment Agency |
| YLSTI | Youth Leadership and Skills Training Institute |












EXECUTIVE SUMMARY

The Ministry of Youth and Sports is the apex body of government mandated to address the needs of the youth and to promote and develop sports in the country. It is responsible for promulgating policy frameworks that harness, develop and promote the potential of the youth to contribute their quota towards national development.

The most important resource of this country is the youth and approximately 57% of the population is under the age of 25. It is therefore important that a systematic development and mobilization strategy for their sustainable development be instituted to harness their full potential.

Sports, aside its competitive nature, contributes immensely towards national unity and cohesion, economic development, and international co-operation, friendship and solidarity. Nothing unites Ghanaians more than sports. It is a ubiquitous tool that molds character, instils discipline, fosters understanding and engenders unity and pride amongst nations. The social nature of sports bequeaths health benefits to the population which translates into increase productivity over time. It enhances national image through excellence in performance and positively contributes to the economy by way of job creation and revenue generation.

Under the Human Development, Productivity and Employment and Transparent thematic area of the Ghana Shared Growth and Development Agenda (GSGDA II 2014-2017) the Ministry of Youth and Sports was able to achieve these key programmes:

-  The passage of the National Youth Authority Act (Act, 939, 2016)
-  Passage of the National Sports Act (Act, 936, 2016)
-  Implementation of the National Youth Policy Action Plan
-  Facilitation of the National Football Teams to prepare and participate in various international competitions.
-  Initiation of the process for the establishment of the Sports Fund and the Youth Development Authority to harmonize all youth programmes and activities in the country.
-  Facilitation of the activities of the National Sports Associations in various local and international events including the Commonwealth and Olympic Games.
-  Construction of the Cape Coast Sports Stadium
-  Organization of the District, Regional and Presidential Dialogue Sessions for the youth.
-  Education of the youth on Peer and Reproductive Health issues.
-  Training of disadvantaged youth at the eleven (11) Youth, Leadership and Skills Training Institutes.
-  Introduction of the Steps towards Employment and Productivity Project to train young people in artisanal skills.

In developing this Medium-Term Development Plan for the Youth and Sports sector, a participatory process involving all the major stakeholders was adopted. The stakeholders include:

- National Youth Authority (NYA)

- National Sports Authority (NSA)
- National Sports College – Winneba (NSC-W)
- Ghana Football Association (GFA) and
- National Development Planning Commission (NDPC)

A three-day residential workshop facilitated by the NDPC was organized at which the institutions under the sector presented their respective programmes and activities for consideration and collation into the plan. Another workshop was thereafter held to review and validate the programmes and activities for the finalization of the draft document.

The Ministry is placed under Social Development in the New Medium-Term Development Framework and has adopted the goal of “create opportunities for all”. Five objectives have also been adopted to address some of the issues identified in the implementation of the Ghana Shared Growth Development Agenda II and linked to the New Medium-Term Development framework and they are:

- 🏆 Enhance Sports and recreational infrastructure.
- 🏆 Build capacity for sports and recreational development
- 🏆 Ensure sustainable funding sources for the growth and development of sports
- 🏆 Promote effective participation of the youth in national development
- 🏆 Promote the participation of the youth in politics and governance.

The adopted strategies under the selected objectives were linked to the three programmes under the Ministry i.e. Management and Administration, Youth Services and Sports Development Programmes. The specific activities expected to be implemented are contained in the Programme of Action developed for the medium term in Chapter four of this document.

For the Ministry of Youth and Sports to implement its programmes as outlined in the Programme of Action, a total amount of **GH¢1,902,788,974.76** would be needed. The expected budgetary revenue from Government for the period 2018-2021 amounted to GH¢466,981,527.81 leaving a funding gap of GH¢ 1,435,807,446.95.

For the Ministry to achieve the development outcomes of 2018-2021 medium-term, innovative financing steps should be taken to address or minimize the effects of the sector challenges on policy design and implementation.

A Monitoring and Evaluation Framework to track progress towards achieving the relevant policies and strategies has been adopted by the sector. Periodic data collection exercises would be organized by the sector to analyze performance data to assess progress over the period. A communication plan of the Ministry has also been developed to facilitate sharing of information, creation of awareness and sensitization among stakeholders and beneficiaries.

CHAPTER ONE

PERFORMANCE REVIEW AND PROFILE/CURRENT SITUATION/BASELINE

1.0 INTRODUCTION

This Chapter deals with the vision, mission, core values and functions of the Ministry. It also reviews the performance of the Ministry under GSGDA II (2014-2017), analyses current sector development situation and outlines the key development issues arising from the sector performance review and existing situation.

1.1 VISION

Harness the potential of the Youth and the values of Sports for national development.

1.2 MISSION

To provide effective leadership in the formulation, implementation, monitoring and evaluation of Youth and Sports development policies and foster greater public-private sector participation.

1.3 FUNCTIONS

The sector derives its broad functions from Section 13 of the Civil Service Law, PNDCL 327 of 1993. These functions are:

- (a) Initiate and formulate policies, taking into account the needs and aspirations of the people;
- (b) Undertake development planning in consultation with the National Development Planning Commission;
- (c) Co-ordinate, monitor and evaluate the efficiency and effectiveness of the performance of the Sector and specifically the implementation of programmes;
- (d) To develop a comprehensive policy framework to guide international collaboration and cooperation in the youth and sports sector;
- (e) To review and rationalize all legal and policy instruments in the youth and sports sector;
- (f) To pursue and promote inter-ministerial collaboration to enhance achievement of national development agenda and SDGs;
- (g) To pursue, promote and facilitate public-private partnership approach to youth and sports;
- (h) To create an enabling environment for inclusion of disadvantaged groups in youth and sports development;
- (i) To facilitate the construction of state of the art infrastructural facilities for youth and sports development;
- (j) To facilitate financial resource mobilization for youth and sports development; and
- (k) To forge a close working relationship with the media for effective communication with stakeholders.

1.4 CORE VALUES

- Good Corporate Governance and Transparency;
- Innovation and Diligence;
- Equal Opportunity and Integrity;
- Accountability and Resourcefulness;

- Participation and Professionalism;
- Nationalism and Unity; and
- Effective communication

1.5 REVIEW OF SECTOR PERFORMANCE

The review of the Medium-Term Development Plan for 2014-2017 is a reflection of all activities and programmes that were implemented by the Ministry and its Agencies within the time frame. Analysis of programme implementation during the period is made and identifies the issues, challenges encountered during real implementation.

1.5.1 GSGDA II POLICY OBJECTIVES

The Ministry was placed under Human Development, Productivity and Employment Thematic Area of GSGDA II, 2014-2017 and operated under the following six (6) policy objectives within the period.

- Provide adequate and disability friendly infrastructure for sports in communities and schools
- Strengthen national capacity for sports management
- Support the development of lesser funded sports
- Ensure integration of youth concerns into national development planning processes and programmes
- Ensure provision of adequate training and skills development for the youth in line with global trends
- Ensure adequate capacity and skills development of the youth with disability.

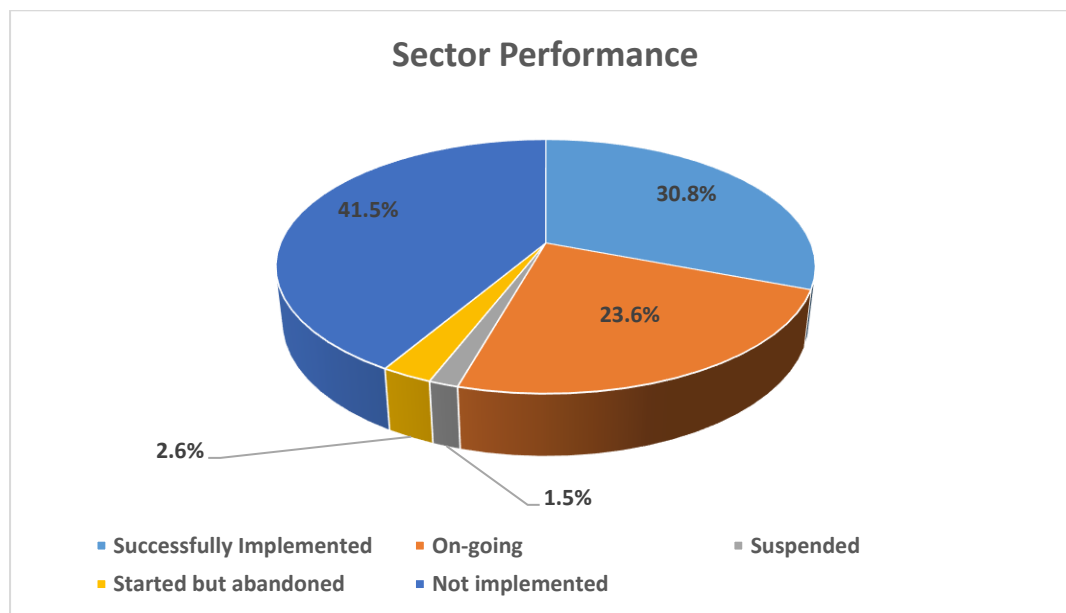
1.5.2 SECTOR PERFORMANCE

The Ministry of Youth and Sports during the period undertook its programmes, projects and activities under three broad programmes as agreed in the Programme Based Budgeting (PBB), namely: Management and Administration; Youth Service; and Sports Development.

In total, one hundred and ninety-five (195) programmes were planned for implementation during the period under the various programmes. Out of this, ninety-two (92) were allocated to the Management and Administration programme, sixty-two (62) to the Sports Development Programme and forty-one (41) to the Youth Service Programme. At the end of the period, only 30.8 % had been implemented with over 41.5% been unimplemented. There were 23.6% of the programmes/projects on-going, 1.5% suspended and 2.6% started but abandoned.

The inability of the Ministry to undertake some of the activities planned over the period, was mostly due to lack of financial inflow. Most of the budget required for capital expenditure were not released, resulting in most of the outlined infrastructure activities not being implemented. In 2016, the entire Ministry was not allocated funds for capex activities.

Fig.1 Sector Performance



The implementation of the Ministry of Youth and Sports MTDP, 2014-2017 was analysed under the various programmes. The broad activities/operations achieved by the sector during the review period are as follows:

1.5.3 MANAGEMENT AND ADMINISTRATION PROGRAMME (MINISTRY HEADQUARTERS)

In 2014, the Ministry facilitated the preparation and participation of the National Football Teams in international competitions. Notable amongst them was the participation of the Black Stars in the 2014 FIFA World Cup Tournament in Brazil, the Local Black Stars participation in the 2014 CHAN Tournament in South Africa, the Black Maidens participation in the FIFA U-17 Women's World Cup Tournament in Costa Rica and the Black Princesses participation in the 2014 FIFA U-20 Women's World Cup Tournament in Canada.

To ensure the smooth implementation of the National Youth Policy which was launched in 2010, the Ministry finalized and launched the Action Plan in 2015. The objective of the plan was to provide an accelerated framework with timelines for a systematic implementation of programmes and activities in the National Youth Policy as well as provide a framework for the implementation of the Priority Areas of the policy for the development and progress of the youth of the country. The Ministry also completed its draft Strategic Plan (2015-2024) and facilitated the passage of the Youth Employment Act 2015 (Act 887) giving legal backing to the Youth Employment Agency which was formerly the Ghana Youth Employment and Entrepreneurial Agency (GYEEDA). The Ministry further facilitated the participation of the Senior National Football Team, the Black Stars at the 2015 African Nations Cup held in Equatorial Guinea.

The Ministry in collaboration with the Millennium Marathon Sports Limited, Ministry of Tourism, Culture and Creative Arts, The Accra Metropolitan Assembly and other sponsors

organized Regional Marathons in all the Regional Capitals except Greater Accra to promote and sensitize the public on the usefulness of mass sports and physical exercise. The Regional Marathons culminated in the first International Marathon that took place in Accra on September 5th 2015.

In 2016, the Ministry facilitated the qualification of the Senior National Football Team, the Black Stars to the 31st edition of the African Cup of Nations Tournament that was held in Gabon and the Senior National Women's Football Team, the Black Queens in the African Women's Championship that was held in Cameroun. In addition, the Women U-20 National Football Team, the Black Princesses and Women U-17 National Football Team, the Black Maidens participated in the U-20 Women World Cup in Papua New Guinea and the FIFA U17 Women World Cup Tournament in Jordan respectively. During the year, the National Youth Act (Act 939, 2016) was passed by Parliament. The Act will give the necessary legal backing to the youth development efforts of the Ministry. The National Sports Act (Act 934, 2016) was also passed by Parliament. The law is expected to promote and efficiently enhance sports development in the country.

The first draft of the National Sports College Bill was also completed and submitted to the Attorney-General's Department for corrections. The bill is intended to reposition the College to promote effective and efficient service delivery.

The Ministry in 2017 facilitated the participation of the Black Stars in the 2017 African Cup of Nations in Gabon, the Black Starlets in the African U-17 Youth Championship held in Gabon. The year also saw the local black stars beating Nigeria to win the 2017 WAFU Cup of Nations Tournament that was hosted by Ghana. Furthermore, the National U-20 Women's Football Team, the Black Princesses are also playing the qualification matches to the 2018 Women World Cup Tournament in France.

Progress continued to be achieved on the establishment of the Sports Fund. A Committee has been formally established to oversee and facilitate all the preparatory works leading to the formal operationalization of the Fund.

A Memorandum of Understanding has been signed between the Ministry and the Youth Employment Agency to train 5,000 Youth. This will be implemented through the Youth in Sports Programme under the Youth in Community Development Module starting November, 2017. The process for the establishment of the Youth Development Authority to harmonize all youth development efforts in the country has also begun. In addition, preparatory works towards the establishment of the two (2) community parks are far advanced.

The Cape Coast Sports Stadium was constructed with a grant of Thirty Million United States Dollars (US\$30m) offered by the Chinese Government under a Ghana-China agreement. Construction work on the stadium commenced in 2012. The stadium was commissioned by His Excellency the President on 3rd May, 2016. Under the agreement, the Government of Ghana was responsible for acquiring the site, clearing and providing utility services to the site. The Government was also responsible for the provision of security on site and the clearance and transportation of imported materials and equipment meant for the construction of the stadium to site. The Stadium was constructed by the Chinese Construction Company, China Jiangxi

Corporation for International, Economic and Technical Cooperation. Facilities at the stadium include a playing field with running tracks, a gymnasium, restaurants, office space etc.

The stadium is currently being maintained by the Chinese and the Ministry is in the process of extending the maintenance period for two years. Critical operational and technical knowledge of facilities at the stadium is being transferred from the Chinese to their Ghanaian counterpart for long term sustainability of facilities.

1.5.4 YOUTH SERVICES PROGRAMME (NATIONAL YOUTH AUTHORITY)

In 2014, the National Youth Authority in collaboration with the office of the President organized a Presidential Dialogue Session for the Youth to commemorate the International Youth Day. This was preceded by Regional and District Youth Dialogues with relevant stakeholders at the local level. In addition, the Authority with support from UNFPA, provided the youth with Peer and Reproductive Health Education.

In 2015, the National Youth Authority under an exchange programme with the Government of Colombia organized two workshops in the Ashanti and Brong Ahafo Regions. The purpose of the workshops was to teach selected Youth on value addition to Plantain Production. The workshop was attended by 100 plantain farmers. The National Youth Authority also collaborated with UNFPA and Futures Group to educate the Youth on Peer and Reproductive Health activities and Sexually Transmitted Diseases and Infections (STDs) including HIV/AIDS. In addition, National Youth Patriotism Lectures were successfully organized in Tamale and Kumasi in the course of the year, to imbue in the Youth a sense of nationalism and patriotism. It is expected that these lectures will be replicated throughout the country. The final phase of the migration of staff of GYEEDA unto the Public Services was also completed during the year.

In 2016, The National Youth Authority in the course of the year mobilized over sixty-five (65) Youth-led organizations to provide community sanitation and waste management practices nationwide. The objective of the programme was to ensure youth participation in the roll out of the national youth investment policies at the regional, districts and grassroots levels as well as strengthen nationalism and contribution of youth to national development.

Furthermore, in a bid to facilitate nationwide involvement of citizenry in the implementation of the National Youth Policy and also consolidate youth developmental initiatives, the Authority with support from the Palladium Group convened a National Youth Policy Oversight Committee Meeting to discuss overall developments and challenges in the youth sector. Also, the Authority implemented the out-of-school component of the Ghana Adolescent Reproductive Health (GHARH) project which was funded by the DFID under the coordination of the National Population Council. The project is intended to provide counselling services in reproductive health to the youth. The Authority further provided Peer and Reproductive Health Education, Prevention of Sexually Transmitted Diseases and Infections including HIV and AIDS in collaboration with the UNFPA in the Central, Volta, Brong Ahafo, Upper East, Upper West and Northern Regions.

In the area of Vocational/Skills Training, the National Youth Authority provided training for 1,654 youth in the 11 Youth Leadership and Skills Training Institutes out of which 200 youth sat for the TVET Certificate 1(NVTI).

The National Youth Authority in 2017, launched the STEP (Steps towards Employment and Productivity) Project which aims at equipping 5,000 young persons between the ages of 15 and 35 with artisanal skills. Furthermore, as part of efforts to offer mentorship, the Authority organized a coaching and mentorship programme for 250 students from selected Senior High Schools in Accra. The Authority is also collaborating with some financial institutions to introduce financial security products in favor of beneficiaries of the Agriculture Skills Training in the STEP Project.

During the year, officials from the National Youth Authority undertook a study visit to South Africa to learn best practices from the National Youth Development Agency (NYDA) in South Africa. In pursuance to the goal of achieving fifty thousand (50,000) young entrepreneurs influencing local and national economic growth in the short term, the National Youth Authority facilitated the establishment of the West Africa Secretariat of the Commonwealth Alliance of Young Entrepreneurs (CAYE-WA). The Conditions of Service and the Scheme of Service of the Agency were developed and approved by the Public Services Commission and are being implemented whilst payment of salary arrears due the staff that came about as a result of the migration process have been settled.

Besides this, Government's directives on the recommendations of the Report of the Committee to investigate and review the operations of GYEEDA are being implemented whilst a new Executive Director has been appointed to oversee the restructuring of the Agency to enhance its operations. This will set the stage for the massive recruitment of beneficiaries under the programme. In the area of infrastructure, the Ministry signed an MOU with DDY Wing of Canada to rehabilitate and reposition the 11 Youth Leadership and Skills Training Institutes to make them more focused and efficient.

1.5.5 SPORTS DEVELOPMENT (NATIONAL SPORTS AUTHORITY AND NATIONAL SPORTS COLLEGE, WINNEBA)

To expand the infrastructure stock and to transform the National Sports College into a Centre of Excellence, the Ministry through the Public Investment Division of the Ministry of Finance is pursuing Public Private Partnership (PPP) investment arrangement. A transaction advisor has been procured and both the pre-feasibility and feasibility studies have been submitted for consideration. Stakeholder consultations on the feasibility studies report have been held with the Ministry, World Bank, Sports Associations, Media and the local stakeholders at Winneba. Under the arrangement, the following infrastructure will be provided at the College:

- (a) Hostel and other hospitality facilities;
- (b) New classroom blocks;
- (c) Gym and Sports Hall;
- (d) Playing fields and Tennis Courts;
- (e) Accommodation facilities for staff; and
- (f) An Olympic-size swimming pool.

The Public Private Partnership arrangement being pursued by the College is far advance. Currently the Ministry is in the process of engaging a Transaction Advisor in a negotiation that will materialize the second phase of the arrangement.

To enhance the capacity of technical staff for improved service delivery, the National Sports College with the support of UK Sports and the British Council are at the final stages of developing a National Community Coaching Education and Development Framework to retrain the technical staff of the College. It will also include the external partners sending resource persons to be part of the College's restructuring programme.

The National Sports Authority participated in the 2014 Commonwealth Games held in Glasgow, Scotland. Ghana participated in ten (10) disciplines; Athletics, Badminton, Boxing (Amateur), Cycling, Disabled Sports, Judo, Shooting, Swimming, Table Tennis and Weightlifting. Ghana also participated in the 2nd Africa Youth Olympics Games in Botswana and in all Ghana won a total of nine medals (eight silver and one bronze). Ghana also picked up one Gold medal in Athletics at the World Youth Olympics in China in 2014.

The National Sports Authority in 2015 submitted a request to be considered under a Public Private Partnership arrangement. The objective is to seek private support to rehabilitate four National Sports Stadia located in Accra, Kumasi, Tamale, Essipong and others. In addition, during the year, Ghana participated in the All African Games held in Brazzaville, Republic of Congo, winning 19 medals made up of 2 gold, 9 silver and 8 bronze.

The National Athletic Association in the course of the year also organized national athletics competitions nationwide to provide opportunities to locally based athletes to enhance their performance as well as prepare them for the All Africa Games and other international championships. Also, the foreign-based athletes competed in other international competitions with impressive performances and records.

The National Badminton Championship participated in the Nigeria International Championship in Lagos, from 13th – 18th July, 2015, in Lagos, Nigeria. Ghana also participated in the FIBA Africa Zone III, 3 x 3 Tour from the 18th – 21st June, 2015 in Lagos, Nigeria and placed 3rd, 4th and 5th in the Men, Women and under 18 boy's categories respectively.

In Cycling, Ghana participated in the Tour du Togo in May and won 8 trophies as well as the Tour du Benin in July, 2015. It also undertook a training tour to Cote D'Ivoire. The Cricket association also organized fourteen (14) cricket events at the community and school's levels to enhance the development and promotion of the sport in the country. Ghana remains in the ICC Africa Elite Division 1 and participated in the ICC Africa Regional Division 1 Seniors Championships in Benoni, South Africa.

In addition, Ghana won two (2) gold and one (1) bronze medals at the West Africa Judo Championship held in Cote D'Ivoire. Three (3) National Swimming Events were held between January and April, and these are; Cross Road Open Championship, Water Polo Coaching Clinic Level 1 and Accra Open Championship. Ghana also participated in the 15th FINA World Championship and also the 2015 WTF World Taekwondo Championships in Russia.

The Ghana Table Tennis Association organized ten (10) national competitions as part of preparations towards the All Africa Games. These were: National Table Tennis League and Knock-outs, top 8 men and women, justify your inclusion, Top 16 tournament; among others. Ghana also participated in the Africa Games Indoor Volleyball qualifiers held in Burkina Faso. Ghana placed second in both men and women divisions and qualified for the 2015 All Africa Games. In addition, twenty-nine (29) persons were trained and certified at the FIBA –VCP Refereeing Course held in Accra.

In 2016, Ghana Athletics Association participated in the African Athletics Championship in Durban, South Africa and won five (5) medals – 1 Gold, 3 Silver and 1 Bronze in the. The Association also organized five (5) Circuits championship and five (5) National Open Championships in 2016. There were also two (2) international competitions in Cape Coast involving Togo, Benin and Burkina Faso. The Association also participated in the Rio 2016 Olympics Games. Ghana further participated and won the Zonal Volleyball Competition for the men and women divisions of the 2016 Rio Olympic Beach Volley qualifier held in Accra. Ghana also placed second at the FIVB World Beach Volley Qualification Championship held in Tunisia.

National Badminton Championships were organized in Tema from 26th to 31st July, 2016 aimed at technically assessing the standard of the players and hunting for new talents. Twenty (20) new players were identified for further development. In international competitions, the Senior Badminton Team participated and won 4 medals (1 silver and 3 bronze) in the Mauritius International Championships and 1 bronze medal in the Thomas and Uber Cup Africa Preliminaries also in Mauritius.

The Ghana Amateur Boxing Federation successfully organized a national championship for the youth to enhance development and promotion of the sport in the country. Executives of the Federation attended AIBA Congress in Switzerland during the year. The Boxing Association also participated in the following international competitions with successes:

- ❖ Africa Championship in Morocco – 4 medals
- ❖ AIBA Youth Championship in Czech Republic – 1 bronze medal
- ❖ Olympic Games qualifier in Yaoundé, Cameroun – 2 bronze medals

With Para Sports, Para-athletes participated in various international competitions as part of efforts to qualify for the Rio 2016 Paralympic Games and it included:

- ❖ 2016 Desert Challenge in Arizona, USA – 4 gold medals;
- ❖ International Para-Powerlifting Championship in Dubai, UAE. Ghana obtained a slot to Rio 2016 Paralympic Games;
- ❖ Para-athletics Swiss International Championship in Notwil, Switzerland. Three (3) athletes: Botsyo Nkegbe, Patrick Obeng and Felix Acheampong all improved on their time standards; and
- ❖ Ghana hosted the West Africa deaf football in Kumasi and lifted the cup at the end of the tournament with representation from Togo, Niger and Mali.

The Basketball Association organized two (2) major competitions i.e., sprite ball for senior high schools and universities, polytechnic and colleges games as part of effort to promote basketball at the institutional levels. In Handball, a good number of physical education teachers received upgrading training in coaching; 30 athletes benefited from sensitization seminars held in Accra. The Association also participated and won two bronze medals in the IHF Challenge Trophy – Africa Zone III in Lomé, Togo.

The Karate-do Association organized a National Championship in Accra for 100 participants to further enhance the growth and promotion of the sport in the country. In a similar exercise organized in Kumasi, twenty (20) talents were identified. Locally trained coaches also benefited from a refresher training courses. Internationally, the Association competed in Zone III Junior Championship in Lomé, Togo and won 3 medals (1 silver and 2 bronze). In Rowing and Canoeing, eight (8) potential athletes were unearthed in a talent identification exercise organized in Weija, Accra. Ghana also won 2 bronze medals in the Zone III Cup of Nations tournament in Abidjan, Cote D'Ivoire.

The Ghana Taekwondo Association during the course of the year organized a number of training courses at regional and national levels as well as school's competitions nationwide to enhance the development and promotion of the sport, especially among the youth. The competitions were dubbed Mission and XTKD Championships, and Taekwondo Peace Corp Tournament. In Weightlifting, two (2) events were organized at the Accra sports Stadium, to whip up youth interest in the sport. The Association also competed in the Rio Olympic Games Qualifier in Yaoundé, Cameroun and gained a slot for the sport in the Rio Olympic Games.

The Ghana Tennis Association also organized two major competitions i.e. Macdan and Atta Mills Open, and National Ranking Tournament. At the international level, the Association competed in the African Junior Championship Qualifiers in Nigeria where one (1) player advance to the Main Tournament held in Tunisia. In Swimming, two (2) National Pogrammes was held i.e. the 28th Crossroad Tournament held at Burma Camp and Accra Open Championship at Legon. New talents were unearthed at the tournament. In international competition, the National Swimming Athletes participated in Romania Swimming International as part of the Olympic Games Qualifiers. Ghana also qualified 16 athletes who participated in the 2016 Olympic Games in Brazil. Three (3) National Athletes also participated in the Paralympics in Brazil.

In 2017, the National Sports Authority conducted and encouraged the development, promotion and mass participation in sports locally and internationally in fulfillment of its objectives. The Authority also supported a number of sports Associations/Federations to organize and participate in various international competitions, notable among them are: Athletics, Badminton, Volleyball, Baseball, Hockey, Taekwondo, Judo, Boxing, Handball, Kickboxing, Fencing, Rugby, Para-Sports, Cycling, Weightlifting, Arm wrestling, Karate-do, Chess, Baseball, Cricket, Scrabbles etc.

The Badminton Association attended and participated in four (4) international competitions within the West Africa Sub-region and won a total of thirteen (13) medals. In cycling, Anthony Boakye made history by winning the country's first yellow jersey in the international cycling Championship - La route de L'est in Cote d'Ivoire. Ghana also won the best team trophy with the time of 54 hours 40m:17sec.

The Ghana Arm Wrestling Federation with its national team the Golden Arm participated in and won a total of twenty-two (22) medals (10 gold, 5 silver and 7 bronze) in the Africa Arm Wrestling Championships in Lagos, Nigeria. The Association successfully organized two (2) separate national Championships in Kumasi and Accra. They also organized a technical course for officiating officials in Accra.

The Ghana Rugby Union during the period, hosted and participated in the Africa Regional Challenge Tournament in Accra, Ghana. The three (3) nations, who competed in the Tournament, were Benin, Ghana and Togo. Ghana emerged the ultimate winner by lifting the trophy. The National Volleyball Team, the Black Spikers participated and won gold at the World Volleyball Championship Africa Qualifier in Niger, thus qualifying Ghana to the World Championship to be held in Cairo, Egypt in August.

The Ghana Weightlifting Association was also involved in a number of International assignments including a training camp involving Christiana Amoah in Louisiana, USA; and IWF Junior World Championship in Tokyo, Japan, as part of preparations towards Commonwealth Games qualifiers.

The National Junior Tennis team also participated in the Africa Junior Championships in Togo and Africa under 12 Junior Championships in Nigeria and won 1 gold medal in the Boys division. The two (2) tournaments were locally organized by the Association and partly sponsored by McDan Group of Companies.

The Ghana Athletics Association organized four (4) national circuits Championships in Accra, Cape Coast, Kumasi and Tamale and one (1) Open Championships. The Association with the support of the Ministry also participated in the World Athletics Championships in London, UK.

Para athletes were engaged in various international competitions during the period, including:

- ❖ International Para Powerlifting Championship in Dubai, as part of qualification events to next year's Commonwealth Games in Australia;
- ❖ Desert Challenge Competition in Arizona, USA - Ghana won 2 medals (1 silver and 1 bronze);
- ❖ World Para-Athletics Championships in London, UK - one Athlete (Yusif Amadu) got injured and could not continue with the competition.
- ❖ The President and the Secretary General of the NPC attended the Africa Paralympic Committee (APC) General Assembly in Luanda, Angola.

The Judo Association also organized two (2) local programmes i.e. Technical Courses for Coaches and Referees; and also training clinics for national athletes in Accra during the period under review.

Ghana participated in seven (7) disciplines namely: Athletics, Boxing, Cycling, Judo, Swimming, Tennis and Beach Volleyball, with a total of fourteen (14) athletes, with seven (7) coaches at the Youth Commonwealth Games held in Bahamas. To unearth young and budding talents, the Authority revived and organized the National Sports Festival in Kumasi.

The Swimming Association participated in the Zone II Junior African Championship held in Nigeria and won 27 medals made up of 12 gold, 9 silver and 6 bronze medals. Ghana placed 21st out of 45 participating countries in the World Junior Badminton Championship held in Indonesia.

The National Hockey Team participated in the African Cup of Nations Tournament in Ismaili, Egypt and won bronze in the Men's division and silver in the Women's division. Also, the Weightlifting Team won 1 Silver and 3 Bronze at the Commonwealth Games Qualifiers that were held in Australia. The team also won 1 Gold, 4 Silver and 1 bronze at the African Commonwealth Games Qualifiers that was held in Uganda. Furthermore, the U18 Female Handball team won 1 bronze at the Africa Zone 2&3 Handball Championships held in Benin.

In Rugby, Ghana placed 9th at the Africa Men's Tournament held in Kampala, Uganda. At the International Open Championship held in Accra, the Taekwondo team won 3 silver and 3 bronze medals.

The National Sports College hosted GFA License C & B Soccer Coaching Courses in which 70 Coaches participated in the License C and 69 for the License B. They also hosted the Mifalat Education Society Enterprise. Mifalat Education Enterprise is an Organization that uses sports as a platform for social change, empower communities based on understanding, tolerance, partnership, recognition and acceptance of the 'other'. They also empowered the individuals to maximize their potential and achieve their dream. The College facilitated three (3) Tennis academy players (Francisca Nyarko, Marcel Agbegne & Gabriel Attah) admittance into New Mexico Military Institute (N.M.M.I.) in USA for 2 years College Education. The College further hosted the Dunkwa on Offin United Football Division Two League Season and 25 National Junior Tennis team players and also facilitated the admittance of three (3) Academy Students into the University of Education to offer degree and diploma courses in Sport Coaching.

Table 1: Performance of Ministry of Youth and Sports from 2014 to 2017

| Period | Development Dimension: | Human Development, Productivity and Employment | | | | | |
|--------|-------------------------------|---|--|---|--|---|-----------------------------------|
| | Policy objective | Strengthen national capacity for sport management | | | | | |
| | Programme | Sub-Programme | Broad Project/Activity | Indicators | | | Remarks in relation to Indicators |
| | | | | Baseline (2013) | MTDP Target | Achievement | |
| 2014 | Management and Administration | General Administration | Local Black Stars to prepare and participate in African Nations Championships | Ghana exited in the Group Stage in 2011 | Place First in tournament | Placed second in the tournament | |
| | | | Black Stars to participate in Brazil 2014 FIFA World Cup | Reached quarterfinal stage in 2010 | Reach semi-final stage of the tournament | Exited at the Group Stage of the Tournament | |
| | | | Black Queens to prepare and participate in 2014 African Women Championship | Ghana failed to qualify in 2012 | Win tournament | Ghana eliminated at the Group Stage of the tournament | |
| | | | Black Princesses (U-20) to prepare and participate in the 2014 Africa U-20 Women's Championships | Ghana won tournament in 2012 | Win tournament | Placed first in the tournament | |
| | | | Black Princesses (U-20) to prepare | Exited at the Group Stage | Reach semi-final stage | Exited at the Group Stage of the tournament | |

| | | | | | | | |
|-------------|--------------------------------------|--|--|---|------------------------------------|--|--|
| | | | and participate in the 2014 FIFA U-20 Women's World Cup Championships | of the tournament in 2012 | | | |
| | | | Black Maidens (U17) to prepare and participate in the 2014 FIFA U-17 Women World Cup | Reach finals of the tournament | Reach the finals of the tournament | Eliminated at the quarterfinal stage of the tournament | |
| | Development Dimension: | Human Development, Productivity and Employment | | | | | |
| | Policy objective | Provide adequate and disability friendly infrastructure for sports in communities and schools | | | | | |
| | Management and Administration | General Administration | Continue works at the Cape Coast Sports stadium | Stadium at the Cape Coast Stadium at ground level | Complete Stadium by 2015 | Works at the stadium continued | |
| 2015 | Development Dimension: | Human Development, Productivity and Employment | | | | | |
| | Policy objective | Strengthen national capacity for sport management | | | | | |
| | Management and Administration | General Administration | Black Stars to participate in 2015 African Cup of Nations Championships | Placed fourth in 2013 | Win Tournament | Placed second in the tournament | |
| | | | Black Satellites to prepare and participate in 2015 African U-20 Championship | Placed second in 2013 | Win Tournament | Placed third position in the tournament | |

| | | | | | | | |
|-------------|--------------------------------------|--|---|---|--------------------------------|--|--|
| | | | Black Satellites to prepare and participate in 2015 FIFA U-20 World Cup | Place third in tournament in 2013 | Win tournament | Ghana was knocked out at the round of 16 stage | |
| | | | Black Starlets to prepare and participate in 2015 African U-17 Championship | Eliminated at the Group Stage | Win tournament | Ghana did not qualify for the event | |
| | | | Black Starlets to prepare and participate in 2015 FIFA U-17 World Cup | Placed 4th in 2007 tournament | Reach finals of the tournament | Ghana did not qualify for the event | |
| | Development Dimension: | Human Development, Productivity and Employment | | | | | |
| | Policy objective | Provide adequate and disability friendly infrastructure for sports in communities and schools | | | | | |
| | Management and Administration | General Administration | Continue works at the Cape Coast Sports stadium | Stadium at the Cape Coast Stadium at ground level | Complete Stadium by 2015 | Works at the stadium continued | |
| | | | | | | | |
| 2016 | Development Dimension: | Human Development, Productivity and Employment | | | | | |
| | Policy objective | Strengthen national capacity for sport management | | | | | |
| | Management and Administration | General Administration | Black Queens to prepare and participate in 2016 African Women Championship | Ghana failed to qualify in 2012 | Win tournament | Ghana placed third at the tournament | |

| | | | | | | | |
|--|--------------------------------------|--|--|---|------------------------------------|--|--|
| | | | Black Princesses (U-20) to prepare and participate in the 2016 Africa U-20 Women's Championships | Ghana won tournament in 2012 | Win tournament | Placed first in the tournament | |
| | | | Black Princesses (U-20) to prepare and participate in the 2016 FIFA U-20 Women's World Cup Championships | Exited at the Group Stage of the tournament in 2012 | Reach semi-final stage | Exited at the Group Stage of the tournament | |
| | | | Black Maidens (U17) to prepare and participate in the 2016 Africa U-17 Women Championship | Ghana qualified for 2014 world cup | Qualify for World Cup tournament | Ghana qualified for 2017 World Cup | |
| | | | Black Maidens (U17) to prepare and participate in the 2016 FIFA U-17 Women World Cup | Reach finals of the tournament | Reach the finals of the tournament | Eliminated at the quarterfinal stage of the tournament | |
| | Development Dimension: | Human Development, Productivity and Employment | | | | | |
| | Policy objective | Provide adequate and disability friendly infrastructure for sports in communities and schools | | | | | |
| | Management and Administration | General Administration | Continue works at the Cape Coast Sports stadium | Stadium at the Cape Coast Stadium at ground level | Complete Stadium by 2016 | Stadium inaugurated by His Excellency, the President | |
| | | | | | | | |

| | | | | | | | |
|------|--------------------------------------|---|---|-----------------------------------|--------------------------------|--|--|
| 2017 | Development Dimension: | Human Development, Productivity and Employment | | | | | |
| | Policy objective | Strengthen national capacity for sport management | | | | | |
| | Management and Administration | General Administration | Black Stars to participate in 2017 African Cup of Nations Championships | Placed fourth in 2013 | Win Tournament | Placed fourth in the tournament | |
| | | | Black Satellites to prepare and participate in 2017 African U-20 Championship | Placed second in 2013 | Win Tournament | Ghana did not qualify for the event | |
| | | | Black Satellites to prepare and participate in 2017 FIFA U-20 World Cup | Place third in tournament in 2013 | Win tournament | Ghana did not qualify for the event | |
| | | | Black Starlets to prepare and participate 2017 African U-17 Championship | Eliminated at the Group Stage | Win tournament | Ghana placed second position in the tournament | |
| | | | Black Starlets to prepare and participate in 2017 FIFA U-17 World Cup | Placed 4th in 2007 tournament | Reach finals of the tournament | Eliminated at the quarter-final stage | |
| 2014 | Development Dimension: | Human Development, Productivity and Employment | | | | | |
| | Policy objective | Ensure integration of youth concerns into national development planning processes and programmes | | | | | |

| | | | | | | | |
|--|-----------------------|-----------------------------------|---|--|---|---|--|
| | Youth Services | Youth Capacity Development | Ensure passage of the National Youth Act | Draft Act in place | National Youth Act implemented | Held Stakeholder Engagement on the draft National Youth Authority Act | |
| | | | Organize Counselling Sessions On health. Career development, education & training, discipline and social issues at 11 Youth Centres | Counselling Sessions, career development and training held | Empower the youth through information and reduce social vices. | Counselling Sessions on health held across Regions. Also training to address social vices and empower the youth held. | |
| | | | Organize National Youth Week | National Youth Week was marked | Empower the youth through sensitization programmes and seminars | National Youth Week marked | |
| | | | Organize International Youth Day | International Youth Day was marked | Empower the youth through sensitization programmes and seminars | International Youth Day marked | |
| | | | Organize Africa Youth Day | African Youth week was marked | Empower the youth through sensitization programmes and seminars | Africa Youth Day marked | |
| | | | Dissemination of the National Youth Policy | National Youth policy was disseminated | Empower the youth through sensitization programmes and seminars | Programmes and activities were organized to disseminate the National Youth Policy | |
| | | | Finalize Action plan of the | Draft plan prepared | Implement the Action Plan (2014-2017) | Action plan of the National Youth Policy was finalized in 2014 | |

| | | | | | | | |
|-------------|-------------------------------|---|---|--|--|--|--|
| | | | National Youth Policy | | | | |
| | | | Carry out peer education in reproductive health, drug abuse, STDs and other social issues throughout the country annually | Peer education on social issues carried out | Rate of education on HIV/Aids and other STDs for the Youth increased | Peer education in reproductive health, drug abuse, STDs and other social issues organized countrywide | |
| | | | 2,250 deprived Youth trained in Leadership / Vocational / Technical Skills annually-Boarding / Lodging expenses etc. | | 2,250 Youth equipped with employable skills | 2,250 Youth equipped with employable skills | |
| 2015 | Development Dimension: | Human Development, Productivity and Employment | | | | | |
| | Policy objective | Ensure integration of youth concerns into national development planning processes and programmes | | | | | |
| | Youth Services | Youth Capacity Development | Ensure passage of the National Youth Act | Draft Act in place | National Youth Act implemented | Draft National Youth Authority Act submitted to Cabinet | |
| | | | Organize Counselling Sessions On health. Career development, education & training, discipline and social issues at 11 Youth Centres | Counselling Sessions, career development and training held | Empower the youth through information and reduce social vices. | Counselling Sessions on health held across Regions. Also training to address social vices and empower the youth held | |

| | | | | | | | |
|--|--|--|---|---|--|---|--|
| | | | Organize National Youth Week | National Youth Week was marked | Empower the youth through sensitization programmes and seminars | National Youth Week marked | |
| | | | Organize International Youth Day | International Youth Day was marked | Empower the youth through sensitization programmes and seminars | International Youth Day marked | |
| | | | Organize Africa Youth Day | African Youth week was marked | Empower the youth through sensitization programmes and seminars | Africa Youth Day marked | |
| | | | Dissemination of the National Youth Policy | National Youth policy was disseminated | Empower the youth through sensitization programmes and seminars | Programmes and activities were organized to disseminate the National Youth Policy | |
| | | | Finalize Action plan of the National Youth Policy | Draft plan prepared | Implement the Action Plan (2014-2017) | Action plan of the National Youth Policy was officially launched by His Excellency, the President. | |
| | | | Carry out peer education in reproductive health, drug abuse, STDs and other social issues throughout the country annually | Peer education on social issues carried out | Rate of education on HIV/Aids and other STDs for the Youth increased | Peer education in reproductive health, drug abuse, STDs and other social issues organized countrywide | |
| | | | 2,250 deprived Youth trained in Leadership / | | 2,250 Youth equipped with | 2,250 Youth equipped with employable skills | |

| | | | | | | | |
|-------------|-------------------------------|---|---|--|---|--|--|
| | | | Vocational / Technical Skills annually-Boarding / Lodging expenses etc. | | employable skills | | |
| 2016 | Development Dimension: | Human Development, Productivity and Employment | | | | | |
| | Policy objective | Ensure integration of youth concerns into national development planning processes and programmes | | | | | |
| | Youth Services | Youth Capacity Development | Ensure passage of the National Youth Act | Draft Act in place | National Youth Act implemented | National Youth Authority Act (Act 939) passed | |
| | | | Organize Counselling Sessions On health. Career development, education & training, discipline and social issues at 11 Youth Centres | Counselling Sessions, career development and training held | Empower the youth through information and reduce social vices. | Counselling Sessions on health held across Regions. Also training to address social vices and empower the youth held | |
| | | | Organize National Youth Week | National Youth Week was marked | Empower the youth through sensitization programmes and seminars | National Youth Week marked | |
| | | | Organize International Youth Day | International Youth Day was marked | Empower the youth through sensitization programmes and seminars | International Youth Day marked | |
| | | | Organize Africa Youth Day | African Youth week was marked | Empower the youth through sensitization | Africa Youth Day marked | |

| | | | | | | | |
|------|------------------------|--|---|---|--|---|--|
| | | | | | programmes and seminars | | |
| | | | Dissemination of the National Youth Policy | National Youth policy was disseminated | Empower the youth through sensitization programmes and seminars | Programmes and activities were organized to disseminate the National Youth Policy | |
| | | | Finalize Action plan of the National Youth Policy | Draft plan prepared | Implement the Action Plan (2014-2017) | Finalize Action plan of the National Youth Policy | |
| | | | Carry out peer education in reproductive health, drug abuse, STDs and other social issues throughout the country annually | Peer education on social issues carried out | Rate of education on HIV/Aids and other STDs for the Youth increased | Peer education in reproductive health, drug abuse, STDs and other social issues organized | |
| | | | 2,250 deprived Youth trained in Leadership / Vocational / Technical Skills annually-Boarding / Lodging expenses etc. | | 2,250 Youth equipped with employable skills | 1,654 Youth equipped with employable skills | |
| 2017 | Development Dimension: | Human Development, Productivity and Employment | | | | | |
| | Policy objective | Ensure integration of youth concerns into national development planning processes and programmes | | | | | |
| | Youth Services | Youth Capacity Development | Organize Counselling Sessions On health. Career | Counselling Sessions, career development | Empower the youth through information and | Counselling Sessions on health held across Regions. Also training to address social | |

| | | | | | | | |
|--|--|--|---|---|--|---|--|
| | | | development, education & training, discipline and social issues at 11 Youth Centres | and training held | reduce social vices. | vices and empower the youth held | |
| | | | Organize National Youth Week | National Youth Week was marked | Empower the youth through sensitization programmes and seminars | National Youth Week marked | |
| | | | Organize International Youth Day | International Youth Day was marked | Empower the youth through sensitization programmes and seminars | International Youth Day marked | |
| | | | Organize Africa Youth Day | African Youth week was marked | Empower the youth through sensitization programmes and seminars | Africa Youth Day marked | |
| | | | Dissemination of the National Youth Policy | National Youth policy was disseminated | Empower the youth through sensitization programmes and seminars | Programmes and activities were organized to disseminate the National Youth Policy | |
| | | | Finalize Action plan of the National Youth Policy | Draft plan prepared | Implement the Action Plan (2014-2017) | | |
| | | | Carry out peer education in reproductive health, drug abuse, STDs and other social issues | Peer education on social issues carried out | Rate of education on HIV/Aids and other STDs for the Youth increased | Peer education in reproductive health, drug abuse, STDs and other social issues organized | |

| | | | | | | | |
|------|-------------------------------|---|--|---|--|--|--|
| | | | throughout the country annually | | | | |
| | | | 2,250 deprived Youth trained in Leadership / Vocational / Technical Skills annually-Boarding / Lodging expenses etc. | | 2,250 Youth equipped with employable skills | 2,240 Youth equipped with employable skills | |
| 2014 | Development Dimension: | Human Development, Productivity and Employment | | | | | |
| | Policy objective | Support the development of lesser known sports | | | | | |
| | Sports Development | Sports Event Management | Prepare and Participate in Commonwealth Games | One (1) silver and (3) three bronze medals were won at the Commonwealth Games in India | Win gold medals at the Games | Ghana participated in the Glasgow Commonwealth Games and won two (2) bronze medals | |
| | | | Participate in World Youth Olympics in China | Ghana participated in the 2010 Summer Youth Olympics in Singapore but did not win any medal | Participate and win medals at the tournament | Ghana won one (1) gold medal at the Games | |
| 2015 | Development Dimension: | Human Development, Productivity and Employment | | | | | |

| | | | | | | | |
|-------------|-------------------------------|---|---|--|--|---|--|
| | Policy objective | Support the development of lesser known sports | | | | | |
| | Sports Development | Sports Event Management | Participate in the World Athletics Championships | One Athlete representing Ghana competed at the 2013 World Championships in Athletics from August 10 to August 18 in Moscow, Russia | Participate and win medals at the tournament | Ghana did not compete at the 2015 World Championships in Athletics held in China | |
| | | | Participate in 2015 All African Games in Congo, Brazzaville | Ghana participated in the All Africa Games in Maputo, Mozambique and won 17 medals | Win more than 17 medals at the Games | Ghana participated in the 2015 All African Games in Congo, Brazzaville and won two (2) gold, nine (9) silver and eight (8) bronze medals | |
| | | | | | | | |
| 2016 | Development Dimension: | Human Development, Productivity and Employment | | | | | |
| | Policy objective | Support the development of lesser known sports | | | | | |
| | Sports Development | Sports Event Management | Participate in 2016 Olympic and Paralympic Games | Ghana participated in the 2012 Olympic Games in London, | Participate and win 10 medals at the 2016 Olympic and Paralympic Games | 16 athletes participated in the 2016 Olympic Games in Brazil. 3 National Athletes also participated in the Paralympics in Brazil. No medals were won. | |

| | | | | | | | |
|------|-------------------------------|---|--|--|--|--|--|
| | | | | United Kingdom | | | |
| 2017 | Development Dimension: | Human Development, Productivity and Employment | | | | | |
| | Policy objective | Support the development of lesser known sports | | | | | |
| | Sports Development | Sports Event Management | Participate in the World Athletics Championships | One Athlete representing Ghana competed at the 2013 World Championships in Athletics from August 10 to August 18 in Moscow, Russia | Participate and win medals at the tournament | Ghana competed at the 2017 World Championships in Athletics in London, United Kingdom but did not win any medal. | |
| | | | Organize National Unity Games | Last game took place in 2011 | Unearth new talents for National Teams | National Sports Festival was organizer in Kumasi and talents were unearthed | |

1.6 ANALYSIS OF INCOME AND EXPENDITURE OF THE MINISTRY OF YOUTH AND SPORTS

This section shows the sources of funding which include a historical information on funding from GoG over the past four years.

Table 2: Total Releases from Government

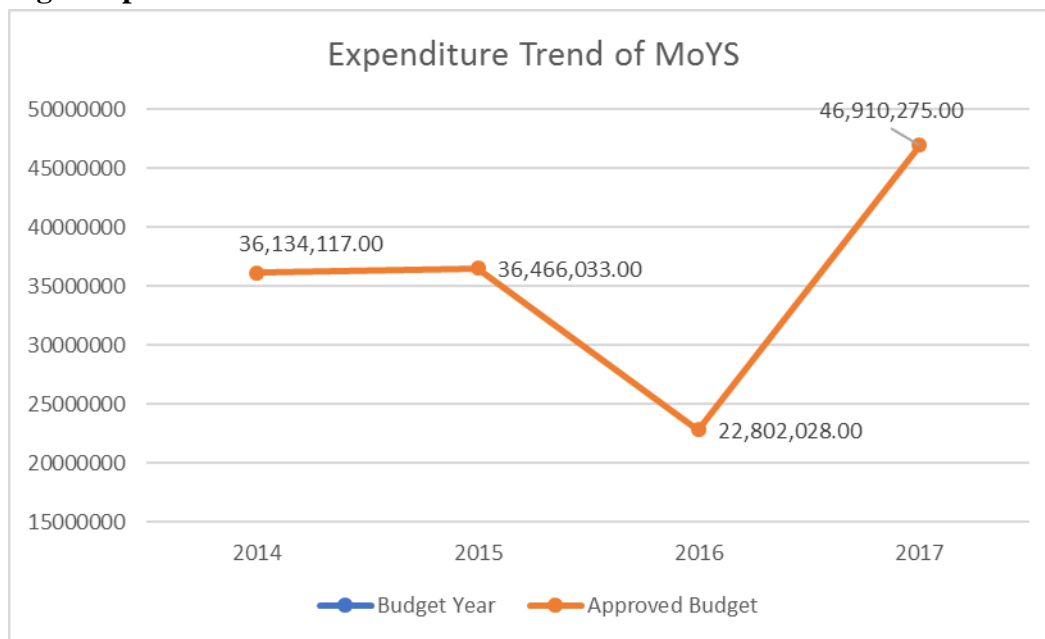
| PERSONNEL EMOLUMENTS (Wages and Salaries) | | | | | | | |
|--|----------------------|-------------------------|---------------|----------------|----------------|--------------------|------------|
| Year | Requested As planned | Approved As per ceiling | Released | Deviations | | Actual Expenditure | Variance |
| | A | B | C | A-B | B-C | D | C-D |
| 2014 | 9,887,936.00 | 9,887,936.00 | 10,257,194.61 | 0.00 | -369,258.61 | 10,257,194.61 | 0.00 |
| 2015 | 10,190,701.00 | 10,190,701.00 | 10,685,955.08 | 0.00 | -495,254.08 | 10,685,955.08 | 0.00 |
| 2016 | 11,960,238.00 | 11,960,238.00 | 11,560,679.51 | 0.00 | 399,558.49 | 11,560,679.51 | 0.00 |
| 2017 | 14,377,052.00 | 14,377,052.00 | 13,845,377.47 | 0.00 | 531,674.53 | 13,845,377.47 | 0.00 |
| CAPITAL EXPENDITURE | | | | | | | |
| 2014 | | 6,366,328.00 | 616,857.28 | - | 5,749,470.72 | 616,857.28 | 0.00 |
| 2015 | 5,000,000.00 | 5,000,000.00 | 565,052.00 | - | 4,434,948.00 | 565,052.00 | 0.00 |
| 2016 | | - | - | - | - | - | |
| 2017 | | 1,000,000.00 | 250,000.00 | - | 750,000.00 | - | |
| GOODS AND SERVICES | | | | | | | |
| 2014 | | 19,879,853.00 | 51,586,663.66 | | -31,706,810.66 | 51,276,461.73 | 310,201.93 |
| 2015 | 170,000,000.00 | 20,995,516.00 | 16,635,189.92 | 149,004,484.00 | 4,360,326.08 | 16,614,165.23 | 21,024.69 |
| 2016 | | 10,357,850.00 | 26,574,391.01 | | -16,216,541.01 | 26,574,391.01 | 0.00 |
| 2017 | 102,396,388.00 | 30,457,092.00 | 23,802,367.17 | 71,939,296.00 | 6,654,724.83 | 23,802,367.17 | 0.00 |

Table 3: All Sources of Financial Resources for the MDAs

| Sources | 2014 | | | 2015 | | | 2016 | | | 2017 | | |
|-----------------------------|---------------|-----------------|-----------------|---------------|-----------------|--------------|---------------|-----------------|-----------------|---------------|-----------------|--------------|
| | Planned | Actual Received | Variance | Planned | Actual Received | Variance | Planned | Actual Received | Variance | Planned | Actual Received | Variance |
| GOG | 36,134,117.00 | 62,460,715.55 | - 26,326,598.55 | 36,186,217.00 | 27,866,197.00 | 8,320,020.00 | 22,560,058.00 | 38,135,070.52 | - 15,575,012.52 | 45,834,144.00 | 36,787,254.27 | 9,046,889.73 |
| IGF | | | | 279,816.00 | 459,641.71 | - 179,825.71 | 241,970.00 | 1,020,893.70 | 778,923.70 | 1,076,131.00 | 860,490.37 | 215,640.63 |
| DACF | | | | | | | | | | | | |
| DDF | | | | | | | | | | | | |
| UDG | | | | | | | | | | | | |
| DEV. PARTNERS | | | | | | | | | | | | |
| GETF UND | | | | | | | | | | | | |
| OTHERS (please, specify) | | | | | | | | | | | | |

| | | | | | | | | | | | | |
|-------|---------------|---------------|----------------|---------------|---------------|--------------|---------------|---------------|----------------|---------------|---------------|--------------|
| Total | 36,134,117.00 | 62,460,715.55 | -26,326,598.55 | 36,466,033.00 | 28,325,838.71 | 8,140,194.29 | 22,802,028.00 | 39,155,964.22 | -14,796,088.82 | 46,910,275.00 | 37,647,744.64 | 9,262,530.36 |
|-------|---------------|---------------|----------------|---------------|---------------|--------------|---------------|---------------|----------------|---------------|---------------|--------------|

Fig.2 Expenditure Trend 2014-2017

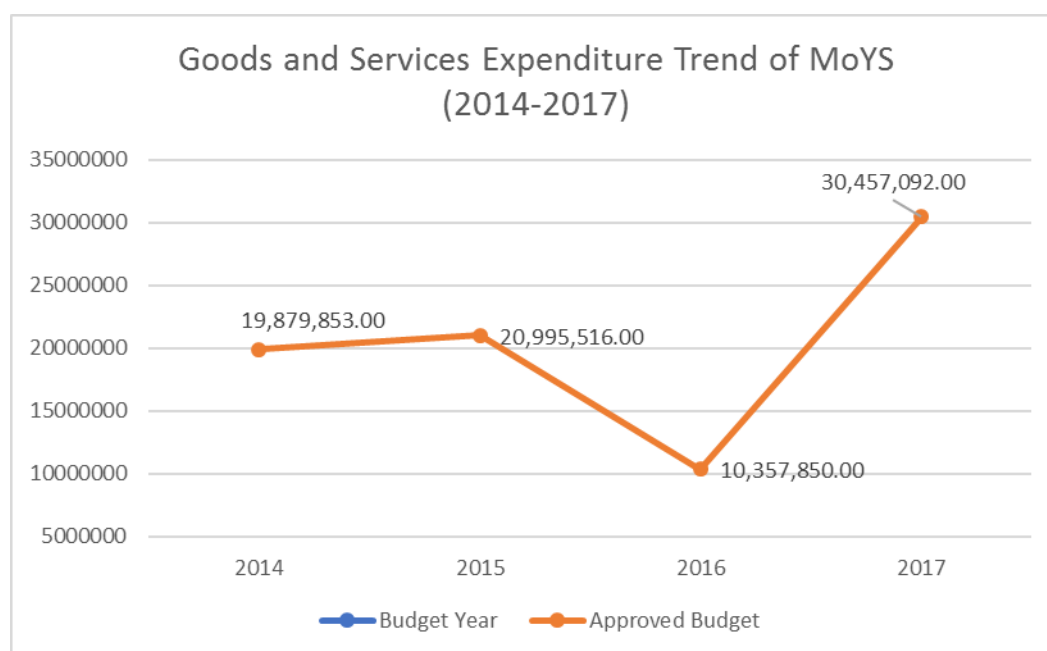


The budgetary allocation for 2014 was GH¢36,134,116 and marginally increased by 0.14% in the 2015 fiscal year allocation.

For the year 2016, the Ministry was allocated an amount of GH¢22,560,058.00 which represented a sharp decrease of 37.65% over the 2015 budget of GH¢36,186,216.00.

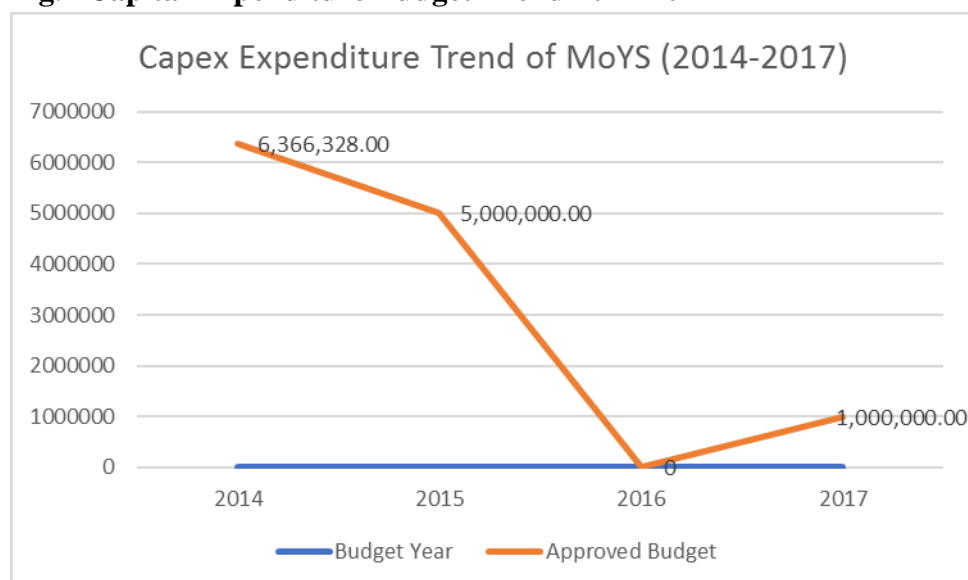
A total amount of GH¢46,910,275.00 was allocated to the sector in 2017, which represented an increase of 107.9% over the 2016 amount of GH¢22,560,058.00.

Fig.3. Goods and Services Budget Trend 2014-2017



The total amount allocated for goods and services expenditure over the period has been erratic. In 2015, the total budget amount allocated for goods and services increased marginally by 5.46% over the 2014 goods and services allocation of GH¢19, 879,853.00. There was a 67.85% decrease in the goods and services allocation in 2016 compared to the 2015 allocation of GH¢20,995,514. In 2017, the goods and services allocation increased from GH¢10,357,850.00 to GH¢30,457,092 representing a percentage difference of 98.48%.

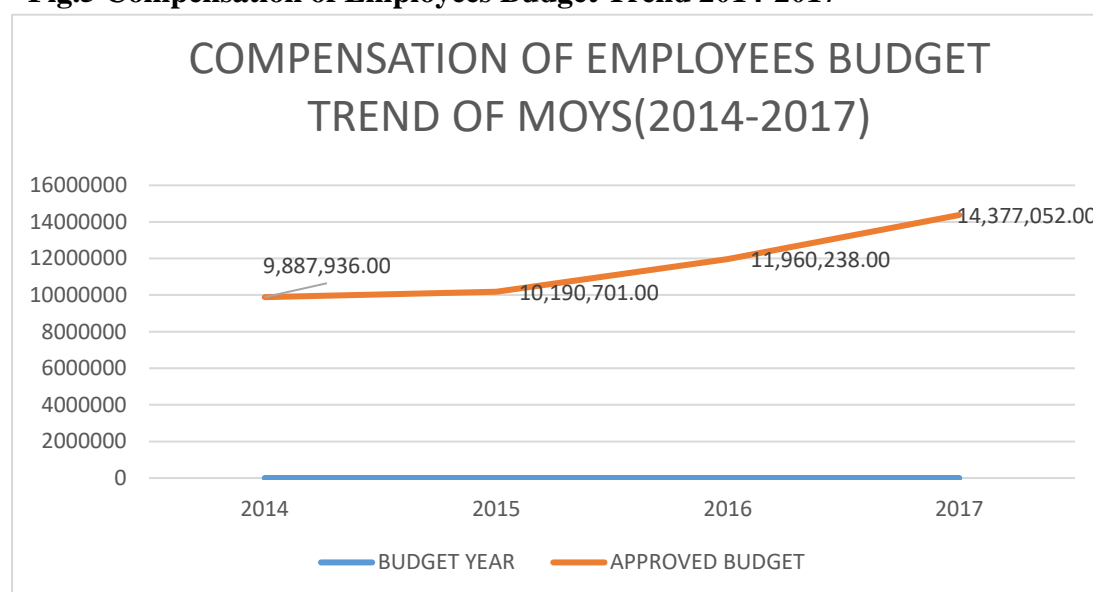
Fig.4 Capital Expenditure Budget Trend 2014-2017



The approved budget for capex from the period 2014-2016 systematically declined. In 2016, no amount was allocated for capex activities which resulted in the halt of all investment items

at the Ministry. In 2017, an amount of GH¢1,000,000.00 was allocated for some capex items in the budget.

Fig.5 Compensation of Employees Budget Trend 2014-2017



The Compensation of Employees budget for the sector increased from GH¢9,887,936.00 in 2014 to GH¢10,190,701.00 in 2015 representing 3.0% in percentage difference. The 2016 compensation budget increased by 15.9% over the 2015 total compensation budget. In 2017, the compensation budget for sector increased by 18.3% over the 2016 budget of GH¢11,960,238.00.





1.7 KEY DEVELOPMENT ISSUES FROM PERFORMANCE REVIEW AND SITUATIONAL ANALYSIS

1.8 SUMMARY OF KEY DEVELOPMENT ISSUES IDENTIFIED UNDER GSGDA II

The development issues arising out of the performance review has been summarized under the appropriate thematic area of the GSGDA II. The implications of these issues will be addressed by the medium-term national development plan (MTDP), 2018-2021. The development issues encountered during the period 2014-2017 have been arranged by Programmes.

1.8.1 MANAGEMENT AND ADMINISTRATION PROGRAMME

List of Challenges

-  Inadequate Budget Allocation
-  Inadequate youth and sports infrastructure
-  Lack of vehicles and logistical support
-  Inadequate office space

One major challenge facing the sector is the issue of inadequate budgetary allocation by the Ministry of Finance to implement the sector's programmes and activities.





The situation for 2016 was so dire that out of the total goods and services budget allocated to the Ministry, over 80% was used to implement the activities of the National Football Team leaving Agencies with little to work with.

One other challenge was the inability of the Ministry to adequately expand the youth and sports infrastructure stock over the period. This was mainly due to lack of adequate budgetary allocation to support such capital expenditure.

Another area of concern is the over age vehicles and inadequate logistical support that impedes service delivery and monitoring of activities and programmes across the country. Office space is also a challenge for the Ministry.

1.8.2 YOUTH SERVICES

List of Challenges

-  Inadequate Budget Allocation
-  Inadequate staff
-  Inadequate vehicles
-  Inadequate skills training

Many youth's related activities were not implemented during the period because of inadequate budgetary allocation and non-release of funds. Most of the releases that came to the sector was used to support the activities of the National Teams leaving very little for implementation of youth programmes. As a result, implementation of the National Youth Policy suffered because of funding challenges.




Another challenge was the issue of inadequate staff. The National Youth Authority has offices in only Fifty-Three (53) District Assemblies as a result of inadequate staffing. This situation has resulted in the inability of the Agencies to fully implement government policies and programmes throughout the country. The Authority was unable to replace staff who left the service by compulsory retirement, resignation, dismissal, vacation of post or death because of the freeze on employment during the period.

Other challenges that affected implementation of youth programmes was the lack of vehicles and inadequate youth infrastructure facilities across the country. The dilapidated nature of the 11-youth leadership and skills training institutes was of major concern to the National Youth Authority and the Ministry.

Inadequate skills training to augment and upgrade the knowledge and skills of staff to improve on their delivery functions was also a major issue during the period.

1.8.3 SPORTS DEVELOPMENT

List of Challenges

-  Lack of modern sports infrastructure
-  Inadequate staff
-  Inadequate vehicles

The sector also lacks modern infrastructure. The absence of standardized sports infrastructure such as multi-purpose sports halls, boxing gymnasiums, standard athletics ovals in the regions and districts affected the development of sports activities in the country. This invariably affected the nation's ability to perform and win medals at international and regional competitions.

1.9 LESSONS LEARNT FROM THE IMPLEMENTATION OF GSGDA II

It was observed that the use of the public private partnership arrangement contributed greatly to the successful organization of the International Youth Day and the National Youth Camp for Peace.

The Organization of the National Sports Festival which was reintroduced in 2017 after a six years break, brought out a number of hidden talents which had not been explored and identified. These harnessed talents are now being nurtured and developed.

The lack of funds to support the construction of infrastructure projects for both the youth and sports sector also impacted negatively on the number of youth and people that would have otherwise benefited from the use of these facilities.

Support from UNFPA and other development bodies to the National Youth Authority to address sexual reproductive health issues of the youth have been impactful even though the coverage of such interventions had been low.

The inadequate budget for the activities of the National Teams and its subsequent negative impact on the implementation of other activities of the Ministry and its Agencies was well noted.

1.10 PROFILING, CURRENT SITUATION AND BASELINE

This section provides an analysis of the current development situation at the Ministry of Youth and Sports. The analysis examines the issues relative to the institutional capacity needs, other crosscutting matters, their causes, effects and implication for national development.

1.11 PROFILE OF SECTOR

The Ministry of Youth and Sports has undergone several transformations over the years. The Youth and Sports sub-sectors were for the first time put together to form one Ministry in 1982. This combination of the Youth and Sports sub-sectors was maintained until the year 2005 when the Ministry was merged with the Ministry of Education to form the Ministry of Education, Science and Sports. Later in 2006, the youth segment of the Ministry was aligned with the Ministry of Employment and Social Welfare and renamed Ministry of Manpower, Youth and Employment whilst the sports segment was maintained at the Education sector and merged with Science to form the Ministry of Education, Science and Sports.

However, in January 2009, the government decided to re-establish the Ministry of Youth and Sports to maintain the current trend, particularly among the Commonwealth of Nations, which acknowledges the inherent advantages and the close, natural affinity and functional relationship between the Youth and Sports sub-sectors. This has afforded the Ministry a special opportunity to focus more on youth and sports development.

There are three (3) Agencies currently implementing the policies and programmes of the Ministry of Youth and Sports, and they are:

- a. The National Youth Authority
- b. The National Sports Authority, and
- c. The National Sports College, Winneba

Table 4. Institutional Capacity

| MINISTRY OF YOUTH AND SPOR5TS | DISTRIBUTION | | |
|-------------------------------|--------------|------------|------------|
| | MALE | FEMALE | TOTALS |
| Main Ministry | 29 | 33 | 62 |
| National Youth Authority | 215 | 142 | 357 |
| National Sports Authority | 288 | 78 | 366 |
| National Sports College | 31 | 22 | 53 |
| Totals | 563 | 274 | 838 |

The sector has a total staff strength of Eight Hundred and Thirty-Eight (838) as at March, 2017 with males constituting 67.18% and females 32%.

The National Sports Authority (NSA) recorded the highest staff strength of 366 personnel, followed by the National Youth Authority with 357. The Ministry Headquarters and the National Sports College, Winneba recorded the lowest number of staff with 62 and 53 work-force respectively.

Table 5 Staff Categorization

| CATEGORIZATION OF STAFF | | | | | | |
|----------------------------------|-----------------------------|-------------------|---------------|-------------------|---------------|--------------|
| | CLASS | SNR. STAFF | | JNR. STAFF | | TOTAL |
| | | MALE | FEMALE | MALE | FEMALE | |
| Main Ministry | Administrative | 10 | 6 | | | 16 |
| | Accounting | 3 | 2 | 1 | 1 | 7 |
| | Planning | | | | | |
| | Audit | 4 | 1 | 1 | | 6 |
| | Procurement | 1 | 3 | | | 4 |
| | Records | 2 | 2 | | | 4 |
| | Secretarial | | 4 | | 6 | 10 |
| | Executive | | 1 | | | 1 |
| | Cleaners | | | 4 | 6 | 10 |
| | Drivers | 2 | | 1 | | 3 |
| | Protocol | | 1 | | | 1 |
| TOTAL | | 22 | 20 | 7 | 13 | 62 |
| National Youth Authority | Administrative | 35 | 9 | 55 | 0 | 99 |
| | Accounting | 13 | 1 | 3 | 0 | 17 |
| | Secretarial | 0 | 2 | 4 | 66 | 72 |
| | Executive | 0 | 0 | 8 | 2 | 10 |
| | Technical Instructors | 33 | 22 | 14 | 11 | 80 |
| | District Youth Coordinators | 42 | 9 | 0 | 0 | 51 |
| | Kitchen Staff | 0 | 0 | 1 | 20 | 21 |
| | | | | | | |
| | Transport | 0 | 0 | 7 | 0 | 7 |
| Total | | 123 | 43 | 92 | 99 | 357 |
| National Sports Authority | Technical | 89 | 28 | 52 | 4 | 173 |
| | Administrative | 28 | 11 | 27 | 2 | 68 |
| | Accounting | 15 | 3 | 20 | 4 | 42 |
| | Secretarial | | | | 6 | 6 |
| | Records | 8 | - | 7 | 5 | 20 |
| | Drivers | | | 21 | | 21 |
| | Cleaners | | | 13 | 15 | 28 |

| | | | | | | |
|--------------------------------|----------------|------------|-----------|------------|-----------|------------|
| | I.T | 2 | | 6 | | 8 |
| Total | | 142 | 42 | 146 | 36 | 366 |
| National Sports College | Administrative | 7 | 4 | | 2 | 13 |
| | Accounting | 2 | 1 | | - | 3 |
| | I.T | | | 3 | | 3 |
| | Catering | | 1 | 1 | 11 | 13 |
| | Estate | 2 | | 7 | | 9 |
| | Porters | | | 1 | 2 | 3 |
| | Security | 1 | | 2 | | 3 |
| | Technical | | | 5 | | 5 |
| | Audit | | 1 | | | 1 |
| Total | | 12 | 7 | 19 | 15 | 53 |

Out of the total workforce of Eight Hundred and Thirty-Eight (838), the senior staff represented 49.0% whilst junior staff constituted 51.0%.

Table 6 below indicates the percentage age distribution of the entire sector

Table 6. Age Distribution.

| | Age brackets | Number | % Distribution |
|--------|--------------|--------|----------------|
| 1. | 20-30yrs | 64 | 7.64% |
| 2. | 31-40yrs | 255 | 30.43% |
| 3. | 41-50yrs | 274 | 32.70% |
| 4. | 51-60yrs | 245 | 29.24% |
| | 60yrs | - | - |
| Totals | | 838 | 100% |

64 staff constituting 7.64% were within the age bracket of 20-30 years. 255 staff representing 30.43% of the staff population were within the age bracket of 31-40yrs. The percentage age distribution of the sector showed that 32.70% of staff were within the 41-50 years age category whilst 245 staff representing 29.24% were within the 51-60yrs age category. The staff distribution implied that more young people needed to be employed into the service in view of the fact that almost one third of the staff population would be going on retirement in the next ten years.

Table 7. Sex Distribution

| MINISTRY OF YOUTH AND SPORTS | | | | | | | |
|-------------------------------------|------------------|-----------------|-----------------|-----------------|-----------------|--------------|--------------|
| MINISTRY OF YOUTH AND SPORTS | AGE RANGE | 20-30yrs | 31-40yrs | 41-50yrs | 51-60yrs | 60yrs | TOTAL |
| MAIN MINISTRY | MALE | 2 | 9 | 9 | 9 | | 29 |
| | FEMALE | 4 | 14 | 11 | 4 | | 33 |
| | SUB-TOTAL | 6 | 23 | 20 | 13 | | 62 |
| NATIONAL YOUTH AUTHORITY | | | | | | | |
| | MALE | 14 | 54 | 78 | 69 | | 215 |
| | FEMALE | 11 | 50 | 42 | 39 | | 142 |
| | SUB-TOTAL | 25 | 104 | 120 | 108 | | 357 |
| | | | | | | | |
| NATIONAL SPORTS AUTHORITY | MALE | 12 | 80 | 101 | 95 | | 288 |
| | FEMALE | 13 | 33 | 14 | 18 | | 78 |
| | SUB-TOTAL | 25 | 113 | 115 | 113 | | 366 |
| | | | | | | | |
| NATIONAL SPORTS COLLEGE | MALE | 4 | 8 | 13 | 6 | | 31 |
| | FEMALE | 4 | 7 | 6 | 5 | | 22 |
| | SUB-TOTAL | 8 | 15 | 19 | 11 | | 53 |

The age distribution analysis according to the sub-sectors are as follows;

At the main Ministry Headquarters, twenty-three (23) staff, representing 37.10% were between the age bracket of 31 to 40 years whilst 32.26% of staff fell between the age bracket of 41-50 yrs. Also, 13 staff who constituted 20.97% were between the age bracket of 51 and 60 years whilst six (6) other staff representing 9.68% were between the 20 to 30 years' age bracket. No staff was above the 60-year cohort. It is important to note that 79% of the viable staff force at the Ministry Headquarters were less than 51 years of age.

At the National Youth Authority, 30.53% of the staff were between the age bracket of 51-60years. One Hundred and Three (103) staff representing 28.85% of the total staff strength were between the Ages of 31-40yrs. Only 6.44% of the staff population fell between the age bracket of 20-30yrs, whilst the remaining age cohort of 41-50yrs represented 34.17% of the staff force.

The National Sports Authority recorded 30.33% of staff within the age bracket of 31-40yrs. 30.87% of staff at the Authority fell within the age bracket of 51-60years. 6.83% of staff fell between the age bracket of 20-30yrs whilst the remaining 31.97% of staff were within the age bracket of 41-50yrs. 93.17% of staff of the Authority were within the age brackets of 31-60yrs.

The National Sports College, Winneba had 35.85% of their total staff force within the age bracket 41-50yrs whilst 15.09% fell in the age bracket of 20-30yrs. 20.75% of staff at the College were between the age bracket of 51-60years. 28.30% of the remaining staff force fell between the age bracket of 31-40 years.

The workforce of the sector has been steadily declining over the years resulting in more unfilled vacancies. Apart from the Ministry where the staffing level is satisfactory, all the Agencies have challenges with their personnel. For instance, the National Youth Authority has offices in only Fifty-Three (53) District Assemblies as a result of inadequate staffing. This situation has resulted in the inability of the Agencies to deploy staff to other districts in the country to fully implement government policies and programmes.

Table 8 Establishment levels of MoYS

| GRADE | ESTABLISHMENT LEVELS | NUMBER AT POST | NUMBER REQUIRED |
|---|-----------------------------|-----------------------|------------------------|
| SECRETARIAT OF THE HON. MINISTER | | | |
| Senior Private Secretary | 1 | 1 | - |
| Stenographer Gd. I | 1 | - | 1 |
| Records Officer | 1 | 1 | - |
| TOTAL | 3 | 2 | 1 |
| SECRETARIAT OF HON. DEPUTY MINISTER | | | |
| Private Secretary | 1 | 1 | - |
| Assistant Records Officer | 1 | - | 1 |
| TOTAL | 2 | 1 | 1 |
| SECRETARIAT OF THE CHIEF DIRECTOR | | | |
| Chief Director | 1 | 1 | - |
| Senior Private Secretary | 1 | 1 | - |
| Records Officer | 1 | - | 1 |
| Stenographer Grade I | 1 | - | 1 |
| TOTAL | 4 | 2 | 2 |
| PUBLIC AFFAIRS & COMMUNICATIONS UNIT | | | |
| Senior Information Officer | 1 | 1 | - |
| Information Officer | 1 | 1 | - |
| TOTAL | 2 | | - |
| INTERNAL AUDIT | | | |
| Chief Internal Auditor | 1 | 1 | - |
| Senior Internal Auditor | 1 | 1 | - |
| Internal Auditor | 1 | 1 | - |
| TOTAL | 3 | 3 | 0 |
| POLICY PLANNING & BUDGET, MONITORING AND EVALUATION DIRECTORATE (PPBMED) | | | |
| Director | 1 | 1 | - |
| Deputy Director | 2 | 1 | 1 |
| Assistant Director I | 1 | - | 1 |
| Senior Planning Officer | 2 | - | 2 |
| Senior Budget Analyst | 1 | - | 1 |
| Planning Officer | 2 | - | 2 |
| Assistant Director IIB | 2 | 2 | - |
| Private Secretary | 1 | 1 | - |

| | | | |
|--|-----------|----------|----------|
| TOTAL | 12 | 4 | 6 |
| RESEARCH, STATISTICS AND INFORMATION MANAGEMENT DIRECTORATE | | | |
| Director | 1 | 1 | - |
| Deputy Director | 1 | - | 1 |
| Assistant Director 1 | 1 | 1 | - |
| Assistant Director IIA | 2 | - | 2 |
| Assistant Director IIB | 2 | 1 | 1 |
| Senior I.T. Officer | 1 | - | 1 |
| Senior I.T. Technician | 1 | - | 1 |
| Private Secretary | 1 | 1 | |
| TOTAL | 10 | 4 | 6 |
| HUMAN RESOURCE DEVELOPMENT AND MANAGEMENT DIRECTORATE | | | |
| Director | 1 | 1 | |
| Deputy Director | 1 | - | 1 |
| Assistant Director I | 1 | 1 | - |
| Assistant Director IIA | 2 | 1 | 1 |
| Assistant Director IIB | 2 | - | 2 |
| Private Secretary | 1 | - | 2 |
| TOTAL | 8 | 3 | 6 |
| GENERAL ADMINISTRATION DIRECTORATE ADMINISTRATION | | | |
| Director | 1 | 1 | - |
| Deputy Director | 1 | - | 1 |
| Assistant Director IIA | 1 | 1 | - |
| Senior Receptionist | 1 | - | 1 |
| | | | |
| PERSONNEL | | | |
| Chief Executive Officer | 1 | - | 1 |
| Assistant Chief Executive Officer | 1 | - | 1 |
| Principal Executive Officer | 1 | 1 | - |
| Senior Executive Officer | 1 | 1 | - |
| | | | |
| RECORDS | | | |
| Principal Records Supervisor | 1 | - | 1 |
| Records Officer | 1 | 2 | - |
| Senior Records Supervisor | 1 | 3 | - |
| Records Assistant | 1 | - | 1 |
| | | | |
| PROCUREMENT & STORES | | | |
| Senior Supply Officer | 1 | 1 | - |
| Senior Storekeeper | 1 | 2 | - |
| Storekeeper | 1 | - | 1 |
| | | | |
| CLIENT SERVICE | | | |
| Assistant Director I | 1 | - | 1 |
| Assistant Director IIB | 1 | - | 1 |
| | 2 | | 2 |
| TRANSPORT | | | |
| Assistant Transport Officer | 1 | - | 1 |
| Yard Forman | 1 | 1 | |
| Heavy Duty Driver | 2 | 2 | |
| Driver Grade I, II | 5 | 2 | 3 |

| ESTATE | | | |
|------------------------|-----------|-----------|------------|
| Estate Officer | 1 | - | 1 |
| Senior Caretaker | 1 | - | 1 |
| Cleaner | 3 | 3 | |
| Sanitary Labourer | 3 | 3 | |
| SECURITY | | | |
| Watchman | 4 | 3 | 1 |
| | | | |
| FINANCE DIVISION | | | |
| Chief Accountant | 1 | 1 | |
| Principal Accountant | 1 | 1 | |
| Senior Accountant | 1 | 1 | |
| Accountant | 3 | 2 | |
| Accounts Technician | 1 | 1 | |
| Stenographer Secretary | 1 | - | 1 |
| TOTAL | 46 | 22 | 19 |
| GRAND TOATL | 90 | 68 | *22 |

Table 9 Establishment levels of National Sports Authority

| NO. | GRADE | ESTABLISHMENT LEVEL | NUMBER AT POST | NUMBER REQUIRED |
|-----|--------------------------------------|---------------------|----------------|-----------------|
| 1 | DIRECTOR GENERAL | 1 | 1 | 1 |
| 2 | ADMINISTRATIVE OFFICER | 27 | 25 | 2 |
| 3 | CHIEF TRANSPORT OFFICER | 24 | 17 | 7 |
| 4 | FOREMAN | 38 | 22 | 16 |
| 5 | LABOURER | 40 | 24 | 16 |
| 6 | PHYSIOTHERAPIST / SENIOR MASSEUR | 13 | 1 | 12 |
| 7 | PRINCIPAL ACCOUNTANTS | 40 | 22 | 18 |
| 8 | PRINCIPAL AUDITOR | 10 | NIL | 10 |
| 9 | PRINCIPAL COACH | 97 | 57 | 40 |
| 10 | PRINCIPAL ENGINEERS | 13 | 8 | 5 |
| 11 | PRINCIPAL ESTATE MANAGER | 19 | 7 | 12 |
| 12 | PRINCIPAL SECURITY OFFICER | 55 | 25 | 30 |
| 13 | PRINCIPAL SPORTS DEVELOPMENT OFFICER | 42 | 24 | 18 |
| 14 | PRINCIPAL STOREKEEPER | 13 | 1 | 12 |
| 15 | PUBLIC RELATIONS OFFICER | 17 | 7 | 10 |
| 16 | SENIOR EXECUTIVE OFFICER | 15 | 21 | -6 |
| 17 | SENIOR MARKETING OFFICERS | 17 | 6 | 11 |
| 18 | SENIOR PROCUREMENT OFFICER | 13 | 1 | 12 |
| 19 | SENIOR TECHNICAL OFFICERS | 26 | 16 | 10 |
| 20 | STENOGRAPHER SECRETARY | 63 | 35 | 28 |
| | TOTAL | 583 | 320 | 264 |

The establishment level of the Ministry as depicted above shows the available staff requirement at the Ministry and the National sports Authority. The total workforce gap at the Ministry is twenty-two whilst that of the National Sports Authority is 264. The recruitment or posting of additional staff to the sector will ensure better work output and better service delivery to the public.

Table 10 Stakeholder Analysis

| Stakeholder | Needs/Interests/ Responsibility | Stakeholder Classification (Primary/Secondary) | Involvement in Planning, M&E Activities |
|---|---|---|--|
| Office of the President | <ul style="list-style-type: none"> • Oversight responsibility over the work of the Ministry. • Appoints the sector Minister and Agency Heads. • Provides policy direction (Government / Party Manifesto). • Approves additional funding for the Ministry. | P | <ul style="list-style-type: none"> • Provide policy direction. • Effective and efficient policy implementation. • Accountability in application of allocated resources. |
| Parliament | <ul style="list-style-type: none"> • Provides legality and legitimacy to the Ministry and its agencies activities. • Vets and approves annual budget. • Monitors the work of the sector. | P | <ul style="list-style-type: none"> • Accountability in all activities of the Ministry |
| Agencies Implementing sector policies (NYA; NSA, NSC) | <ul style="list-style-type: none"> • Implement policies, programmes and projects of the Ministry. • Look up to the Ministry for direction and support • Provide feedback on performance to the Ministry | P | <ul style="list-style-type: none"> • Direction in policy formulation. • Support to access resources. • Support to capacity development. • Provide feedback on performance to the Agencies. |
| Ministry of Finance | <ul style="list-style-type: none"> • Provide financial resources to the sector • Facilitates the sourcing of funds from donors. | P | <ul style="list-style-type: none"> • Effective and efficient application of allocated resources. • Rigorous adherence to Financial Administration Regulations. • Reporting on the utilization of funds. |

| Stakeholder | Needs/Interests/ Responsibility | Stakeholder Classification (Primary/Secondary) | Involvement in Planning, M&E Activities |
|--|---|---|---|
| MOFA, MOFAD, MWRWH, MRH, MELR, MOE | <ul style="list-style-type: none"> Inter-agency collaboration in policy / programme / project implementation | S | <ul style="list-style-type: none"> Consultation and collaboration in policies, programmes and project designs. Integration of sports and youth programmes into MDGs Integration of Sports for Development and Peace into national concerns. |
| Staff of the Ministry | <ul style="list-style-type: none"> Continuous service provision. | P | <ul style="list-style-type: none"> Opportunity to work, apply their knowledge, skills, and earn a living. Provision of adequate working resources. To be fairly remunerated. Opportunity for capacity development and self-actualization. A friendly work environment. |
| International Sporting Bodies | <ul style="list-style-type: none"> Collaboration in the implementation of programmes. Assist in the development of policy and legal frameworks Provide funding for sports Federations and Associations | S | <ul style="list-style-type: none"> Close collaboration. Sector legal instruments, policies, programmes, will be consistent with international standards. Mutual support. Resource share. |
| Media | <ul style="list-style-type: none"> Keeping youth and sports issues on the national agenda. Informing the public on youth and sporting issues. Demanding accountability. Pursuit of the public interest. Advocate on youth and sports development policies. | S | <ul style="list-style-type: none"> Accountability in use of public resources. Engagement on youth and sports issues. |
| Youth Groups, Sponsors, Donors and NGOs | <ul style="list-style-type: none"> Interest in collaboration on sector plans | S | <ul style="list-style-type: none"> To be consulted on youth and sports |

| Stakeholder | Needs/Interests/ Responsibility | Stakeholder Classification (Primary/Secondary) | Involvement in Planning, M&E Activities |
|-------------------|---|--|---|
| | programmes and projects implementation. <ul style="list-style-type: none"> • Provide resources for youth and sports development. • Advocate on youth and sports development policies. | | development programmes. <ul style="list-style-type: none"> • Judicious use of resources, facilities. • Effective legislation and policies in place. • Support for tax incentives. • Public acknowledgement. • To see social impact of policies and programmes. |
| Political Parties | <ul style="list-style-type: none"> • Provide information through their manifestos. • Offer feedback and advocacy for the sector. | S | <ul style="list-style-type: none"> • Policy evaluation and review. • Accountability in the use of resources. |

The above table shows an analysis of the stakeholders of the Ministry which includes the Office of the President, Parliament, the Ministry's staff and its Agencies, Political Parties, Media, Youth Groups, Sponsors, Donors, NGOs etc. The analysis shows the categorization of stakeholders in order of importance to the sector and list out the needs, interest and responsibilities of identified stakeholders.

1.12 CROSS CUTTING ISSUES

1.12.1 YOUTH POPULATION

According to the Ghana Statistical Service website as at the end of 2017, the total population of Ghana stood at 28.9 million. The youth is defined as those aged 15-35 years. The table below from the 2014 Labour Force Survey of the Ghana Statistical Service shows the share of the Youth in the total population by region, type of locality and sex. It is observed from the table that, out of a total population of 26,347,424, the youth constitutes 34.1 percent. The region with the highest share of the youth population is Ashanti (6.8%) followed by Greater Accra (6.2%) whilst Upper West and Upper East Regions have much lower proportions of 1.0 percent and 1.4 percent respectively.

Table 11: Share of youth (15-35) in total population by region, locality and sex

| | Estimated total population ('000) | Estimated total youth population ('000) | Share of youth in total population |
|-----------------|-----------------------------------|---|------------------------------------|
| Ghana | 26,347.40 | 8,992.30 | 34.1 |
| Western | 2,430.50 | 848.1 | 3.2 |
| Central | 2,332.20 | 757 | 2.9 |
| Greater Accra | 4,297.50 | 1,638.70 | 6.2 |
| Volta | 2,284.10 | 732.6 | 2.8 |
| Eastern | 2,735.10 | 868 | 3.3 |
| Ashanti | 5,194.20 | 1,780.90 | 6.8 |
| Brong Ahafo | 2,611.60 | 880.2 | 3.3 |
| Northern | 2,633.50 | 873.8 | 3.3 |
| Upper East | 1,068.90 | 361.8 | 1.4 |
| Upper West | 759.7 | 251.1 | 1 |
| Locality | | | |
| Urban | 13,204.20 | 4,853.90 | 18.4 |
| Rural | 13,143.20 | 4,138.40 | 15.7 |
| Sex | | | |
| Male | 12,689.60 | 4,198.00 | 15.9 |
| Female | 13,657.80 | 4,794.20 | 18.2 |

Source: Labour Force Survey, 2014

Table 12 from the 2014 Labour Force Survey of the Ghana Statistical Service presents the distribution of the youth population by age group, sex and locality type shows that among the population 15- 35 years, 55.5 percent are in the 15- 24 age group while 44.5 percent are in the 25-35 age group. The Table further indicates that among the male population 15-35 years, 57 percent are in the 15-24 age-group. Similarly, majority (54.2%) of the female population is in the age group 15-24. At the locality level, the proportion of the population 15-35 years in the urban areas (54%) is higher than in the rural areas (46%).

Table 12: Distribution of the youth by sex, age group and type of locality

| Characteristics | Male | Female | Total |
|-----------------|------|--------|-------|
| 15-24 | 57 | 54.2 | 55.5 |
| 25-35 | 43 | 45.8 | 44.5 |
| 15-35 | 100 | 100 | 100 |
| Locality | | | |
| Urban | 52.3 | 55.4 | 54 |
| Rural | 47.7 | 44.6 | 46 |
| Total | 100 | 100 | 100 |

Source: Labour Force Survey, 2014

1.12.2 EMPLOYMENT

Creation of more opportunities for employment of the youth is very crucial in the medium term. Innovative strategies must be rolled out to engage the unemployed youth in this country into productive employment. This will reduce the incidence of violence and vices amongst the unemployed and unengaged youth.

1.12.3 GENDER EQUALITY

To ensure holistic development of the youth, it is important that gender equality is factored into all youth programmes to ensure the inclusion of all youth in the empowerment process.

1.12.4 PHYSICAL

The sector will construct ten multi-purpose youth and sports centres of excellence in all the regions of Ghana to serve as a centre of empowerment for the youth. A national Olympic size sports stadium will be built to host the 2023 All African Games.

1.12.5 VULNERABILITY

The Ministry will place special emphasis on the organization of disability sports across the entire country. The Ministry will also facilitate team Ghana to participate in the Paralympic Games and will also promote parasports in the country. The needs of the vulnerable will also be incorporated in all youth and sport programmes.

1.12.6 HIV/AIDS/STI

The Ministry will partner the Ghana Aids Commission, Non-Governmental Organization (NGO's), Civil Society Organizations (CSO's) and the international Community to inform and educate the youth and the sporting public on HIV/AIDS/STI and opportunistic infections.\

1.12. 7 ANTI -DOPING IN SPORTS

The Ministry in collaboration with the World Anti-Doping Agency, Ghana Olympic Committee and the National Sports Authority will set up a National Anti-Doping Office in Ghana to sensitize Athletes, Technical Officials, Sports Administrators and the Sporting Public on the dangers of using illicit drugs and doping in sports

1.13 BASE MAP OF KEY INFRASTRUCTURE DEVELOPMENT

The Ministry will commission the development of an architectural base map which at a glance will show the various location of facilities like stadia and multi-purpose Youth and Sports Centres of Excellence across the country.

1.14 SECTOR POLICIES, PROGRAMMES AND PROJECTS

Significant to the Sector over the period was the passage of the National Youth Authority Act (Act 939) and the National Sports Act (Act 936). The Ministry is still in the process of facilitating the passage of the draft National Sports College Act. Also, of importance was the implementation of the Action Plan (2014-2017) of the National Youth Policy which is intended to deliver specific targeted programmes for youth empowerment and development.

The Ministry was also able to put a 15,000-capacity sports stadium in the Central Region with a donor grant from the Chinese Government. The construction of the stadium has expanded the sports infrastructure stock of the Ministry notwithstanding the promise of government to construct five new stadia in the medium term.

1.15 KEY DEVELOPMENT ISSUES FROM PERFORMANCE REVIEW AND SITUATIONAL ANALYSIS

The following are the specific challenges/ issues encountered during the implementation of GSGDA II. It is expected that, the programmes and sub-programmes of sector in 2018-2021 medium-term will be designed to address them.

Table 13: Summary of Issues Identified from the Sector Profiling and GSGDA II

| THEMATIC AREAS OF GSGDA II | IDENTIFIED ISSUES (FROM PERFORMANCE REVIEW AND PROFILE) |
|--|---|
| Human Development, Productivity and Employment | <ol style="list-style-type: none">1. Inadequate Training and Capacity Building for sports development and management2. Lack of legislative instruments for the sector3. Inadequate funds for service delivery4. Weak M&E capacity.5. Low investment in sports6. Low marketing and promotion of sports7. Inadequate technical staff for youth and sports development8. Inadequate funding of sports9. Inadequate sports infrastructure and absence of disability friendly facilities10. Inadequate skills development training for the youth11. Low morale and disinterest of the youth to contribute to national development12. Inadequate youth voluntary service13. Low levels of patriotism amongst the youth14. Inadequate youth resource and recreational facilities15. Inadequate vehicles and logistics for the sector16. Inadequate information amongst the youth on their sexual health17. Low maintenance of existing youth and sports facilities |

| | |
|--|--|
| | <ul style="list-style-type: none"> 18. Inadequate office accommodation 19. High staff turn-over at the Agencies 20. High debt at the sector 21. Lack of information on the economic impact of sports 22. Lack of information on the contribution of volunteerism to the economy 23. Lack of collaboration with other sectors on encroachment of land |
|--|--|

CHAPTER TWO

SECTOR DEVELOPMENT ISSUES

2.1 INTRODUCTION

This chapter harmonizes the issues associated with the GSGDA II, 2014-2017 and links them with the development issues that have been identified under the Agenda for Jobs, spanning the period 2018-2021.

2.2 HARMONISATION OF IDENTIFIED DEVELOPMENT ISSUES OF GSGDA II WITH THE ISSUES OF THE AGENDA FOR JOBS, 2018-2021 UNDER THE LONG-TERM NATIONAL DEVELOPMENT PLAN (LTNDP 2018-2057)

The linkage of the issues from the GSGDA II with the AGENDA FOR JOBS, 2018-2021 is to help address challenges which still persist due to financial constraints and other relevant bottlenecks. Table 10 therefore shows the linkage between the GSGDA II issues and the AGENDA FOR JOBS, 2018-2021 adopted issues.

Table 14: Identified Development Issues under GSGDA II and Agenda for Jobs, 2018-2021

| GSGDA II, 2014-2017 | | AGENDA FOR JOBS, 2018-2021 | |
|--|--|----------------------------|---|
| THEMATIC AREAS | ISSUES | DEVELOPMENT DIMENSION | ISSUES |
| Human Development, Productivity and Employment | <ol style="list-style-type: none"> 1. Inadequate Training and Capacity Building for sports development and management 2. Inadequate funds for service delivery. 3. Low investment in sports 4. Low marketing and promotion of sports 5. Inadequate sports infrastructure and absence of disability friendly facilities 6. Inadequate skills development training for the youth 7. Low morale and disinterest of the youth to contribute to national development | Social Development | <ol style="list-style-type: none"> 1. Weak capacity for sports development and management 2. Inadequate and unbalanced investments in sports development 3. Inadequate and poor sports infrastructure 4. Weak institutions for marketing and promotion of locally organized sports 5. Absence of disability, child and aged friendly facilities 6. Limited opportunities for youth involvement in national development 7. Lack of youth patriotism and volunteerism among the youth 8. Limited respect of the rights of youths 9. Weak coordination of youth related institutions and programmes 10. Youth unemployment and underemployment among rural and urban youth |

| | | | |
|--|--|--|---|
| | <ul style="list-style-type: none"> 8. Inadequate information amongst the youth on their sexual health 9. Low maintenance of existing youth and sports facilities 10. Inadequate office accommodation. 11. High staff turn-over at the Agencies. 12. High debt at the sector. 13. Lack of information on the economic impact of sports 14. Lack of information on the contribution of volunteerism to the economy 15. Lack of legislative instruments for the sector 16. Weak M&E capacity. 17. Lack of collaboration with other sectors on encroachment of land 18. Inadequate technical staff for youth and sports development 19. Inadequate funding of sports 20. Inadequate youth voluntary service 21. Low levels of patriotism amongst the youth 22. Inadequate youth resource and recreational facilities 23. Inadequate vehicles and logistics | | <ul style="list-style-type: none"> 11. Youth engaged in hazardous environmental practices 12. Lack of effective participation of the youth in politics and electoral process 13. High incidence of violence and crime 14. Inappropriate and poor maintenance of sporting and recreational facilities 15. Lack of provision for sports and recreational needs in the development of communities 16. Encroachment on designated sports and recreational lands 17. Limited community level sports and recreational activities 18. Lack of effective participation of the youth in politics and electoral process 19. High incidence of violence and crime 20. Limited respect of the rights of youths 21. Lack youth patriotism and volunteerism among the youth 22. Low participation of Persons with Disabilities (PWDs) in sports 23. Declining interest in locally organized sports by general public 24. Lack of gender equity in sports 25. Weak public private sector collaboration in sports development 26. Limited targeting of participation in sports disciplines 27. Under-utilization of the economic potential of sports |
|--|--|--|---|

The Ministry having harmonized and identified the issues of importance in the medium-term (2018-2021), linked the adopted issues to the corresponding goal in the table below.

Table 15: Adopted Dimension and Issues of MTDP of Ministry of Youth and Sports (MoYS)

| DEVELOPMENT DIMENSIONS (2018-2021) | ADOPTED ISSUES |
|---|---|
| Social development (Create opportunities for all) | <ul style="list-style-type: none"> • Weak capacity for sports development and management • Inadequate and unbalanced investments in sports development • Inadequate and poor sports infrastructure • Weak institutions for marketing and promotion of locally organized sports • Absence of disability, child and aged friendly facilities • Limited opportunities for youth involvement in national development • Lack of youth patriotism and volunteerism among the youth • Limited respect of the rights of youths • Weak coordination of youth related institutions and programmes • Youth unemployment and underemployment among rural and urban youth • Youth engaged in hazardous environmental practices • Lack of effective participation of the youth in politics and electoral process • High incidence of violence and crime • Inappropriate and poor maintenance of sporting and recreational facilities • Lack of provision for sports and recreational needs in the development of communities • Encroachment on designated sports and recreational lands • Limited community level sports and recreational activities • Lack of effective participation of the youth in politics and electoral process • High incidence of violence and crime • Limited respect of the rights of youths • Lack youth patriotism and volunteerism among the youth • Low participation of Persons with Disabilities (PWDs) in sports • Declining interest in locally organized sports by general public • Lack of gender equity in sports • Weak public private sector collaboration in sports development • Limited targeting of participation in sports disciplines • Under-utilization of the economic potential of sports |

2.3 APPLICATION OF POTENTIALS, OPPORTUNITIES, CONSTRAINTS AND CHALLENGES (POCC) OF THE DEVELOPMENT ISSUES

To focus on issues that have the potential to propel the sector forward, prioritization of the identified sector development issues was crucial. The prioritization is also important due to capacity issues and inadequate funding for sector programmes and projects.

The POCC analysis was used to assess the issues identified under the adopted goals in terms of their potential, opportunities, challenges and constraints to ascertain their level of priority to the sector as shown in the Table below:

Table 16. Application of Potentials, Opportunities, Constraints and Challenges (POCC)

| Issue | Potential | Opportunities | Constraints | Challenges |
|--|---|--|--|---|
| Inadequate and poor sports infrastructure | <p>Availability of land for construction of buildings.</p> <p>Availability of technical expertise.</p> <p>Ability to generate some IGF through stadia proceeds, player transfer and hospitality services.</p> | <p>Availability of external funds e.g Chinese grants</p> <p>Partnership with private sector to establish state of the art youth and sports facilities.</p> <p>Availability of external consultants</p> | <p>Poor of maintenance culture</p> <p>Inadequate marketing strategies to generate more revenue</p> | <p>Inadequate budgetary allocation from the Ministry of Finance and Economic Planning.</p> <p>High cost of utility services affecting available IGF</p> |
| <p>Conclusion: The issue of inadequate and poor sports infrastructure can be addressed since significant potentials and opportunities exist. Inability of the existing structures to generate adequate revenue can be addressed through effective marketing, collaboration and partnership with the private sector and also additional funding can be raised to establish state of the art facilities. Inadequate budgetary allocations can be addressed through lobbying Ministry Of Finance and Parliament to increase budgetary ceilings.</p> | | | | |
| Inadequate and unbalanced investments in sports development | <p>Ability of existing infrastructure to generate funds</p> <p>Capability of raising funds through player transfers and other services.</p> | <p>Availability of Corporate sponsorship</p> <p>Public Private Partnerships (PPP) with revenue</p> | Low internally generated funds | Inadequate budgetary allocation from Ministry of Finance and Economic Planning. |

| | | | | |
|---|--|--|--|---|
| | | generating Agencies e.g lotteries and insurance companies to generate revenue. Bi-lateral agreements with other countries | Unattractive legislation to potential investors/donors Inadequate marketing strategies to generate more revenue | |
| Conclusion: The issue of Inadequate and unbalanced investments in sports development can be addressed since significant potentials and opportunities exist. Attractive marketing strategies can be developed whilst revising legislations to attract investors and donors. PPP can also be used to improve IGF for the sector. Inadequate budgetary allocations can be addressed through lobbying MoF and Parliament. | | | | |
| Weak capacity for sports development and management | Availability of facilities to train human resource of the sector Willingness of management/leadership to improve on the human resource capacity | Availability of consultants/experts to support the preparation of HRM Policy | High staff attrition in the sector Inadequate training programmes for staff Inadequate skilled personnel | Lack of funding to support training programme |
| Conclusion: The issue of Weak capacity for sports development and management can be addressed since significant potentials and opportunities exist. Experts and consultants will be involved in developing a human resource development policy for the sector whiles training and re-tooling the available personnel. | | | | |

| | | | | |
|--|--|---|---|---|
| Lack of patriotism and volunteerism among the youth | <p>Availability of Leaders and Coaches to guide the youth</p> <p>Presence of different areas and places in the country that requires acts of volunteerism</p> | <p>Presence of Institutions capable of training leaders and youth coaches or workers</p> <p>High international support for volunteerism</p> | <p>inadequate leadership programmes to engage the youth</p> <p>Lack of license youth workers in the country</p> | <p>Lack of empathy and motivation amongst the youth</p> <p>Unavailability of framework to license youth workers</p> |
| <p>Conclusion: The issue of patriotism and volunteerism among the youth can be addressed since significant potentials and opportunities exist. The availability of leaders and coaches in the country and the presence of institutions capable of training youth workers and leaders can be used to avert the issue.</p> | | | | |
| Inadequate integration of youth development concerns into national development planning process | <p>Availability of National Youth Policy and action plan.</p> <p>Existence of National Youth Authority</p> <p>Existence of National youth programmes eg. Youth for Peace Camps, Regional Fora etc.</p> | <p>Collaboration with DPs, NGOs, CSOs to implement youth policy and plan</p> <p>Availability of international youth programmes</p> | <p>Absence of a data base on youth groups and collaborating agencies</p> <p>Inadequate logistics.</p> | <p>Youth apathy</p> <p>Polarization of the youth front by political parties</p> <p>Inadequate budgetary allocations from Ministry of Finance and Economic Planning.</p> |

| | | | | |
|--|--|--|--|---|
| <p>Conclusion: The issue of inadequate integration of youth development concerns into national development planning process can be addressed since significant potentials and opportunities exist. The youth groups are currently being registered to establish a data base whilst broadening the consultative process in the youth front to reduce political polarization. The implementation of the youth policy action plan will alleviate the myriad of issues of the youth.</p> | | | | |
| <p>Youth unemployment and underemployment among rural and urban youth</p> | <p>Availability of Youth Employment Agency</p> <p>Availability of experts to provide employable skills to the youth.</p> | <p>Availability of apprenticeship schemes in the formal and informal sectors.</p> <p>Private sector funding available for skills training leading to self-employment</p> | <p>Low capacity to monitor progress of exited beneficiaries</p> <p>Lack of data on youth unemployment</p> | <p>Inadequate funding from government and private bodies.</p> <p>Inability of public and private sectors to absorb trained youth.</p> |
| <p>Conclusion: The issue of High levels of youth unemployment can be addressed since significant potentials and opportunities exist. The Youth Employment Agency exists to create temporally jobs for the unemployed youth whilst empowering them with skills to be self-employed or employable. Also available are private sector funding for skills training leading to employment.</p> | | | | |
| <p>Weak coordination of youth related institutions and programmes</p> | <p>Availability of National Youth Authority</p> <p>Existence of other youth activity implementing bodies to supply</p> | <p>Existence of Cabinet and the Presidency to ensure compliance to reporting and coordination</p> | <p>Absence of Regulations to ensure compliance of reporting and coordination of programmes</p> <p>Delay in the submission of information and feedback by youth</p> | <p>Lack of political will to ensure reporting and coordination by a central body</p> |

| | | | | |
|---|---|--|-------------------------------|--|
| | information and feedback on monitoring and evaluation issues. | | activity implementing bodies. | |
| <p>Conclusion: The issue of Weak coordination of youth related institutions and programmes can be addressed since significant potentials and opportunities exist. The sector can potentially strengthen the already existing National Youth Authority to coordinate all youth development programmes. Regulations on reporting of activities and political will for the process will strengthened overall coordination.</p> | | | | |

2.4 IMPACT ANALYSIS OF ISSUES

| ISSUES | CRITERIA 1 Significant linkage effect on meeting basic human needs/ rights | CRITERIA 2 Significant multiplier effect on economic efficiency | CRITERIA 3 Impact on different population groups, natural resource utilization, environment. | CRITERIA 4 Opportunities for the promotion of cross-cutting issues |
|--|--|---|--|---|
| Inadequate and poor sports infrastructure | Availability of infrastructure will ensure increase in the organization of Mass sports activities leading to decrease in non-communicable disease and healthy lifestyle. | Good sports infrastructure will serve as avenue for job creation as well as revenue generation for the country. This will enhance marketing activities around sports facilities in the country Increase in Internal Generation of Funds through the renting of Stadia and sports equipment/facilities | Increase in sustainability of the environment through protection of open spaces and natural areas. Will lead to provision of sporting facilities for different age - groups across the country which would help reduce anti-social behaviors. New talents in sports will be unearthed. | Improved sports infrastructure will enhance social inclusion of youth through the organization of sports programmes where major networking occurs Females' interest in sports may increase The vulnerable i.e. the disabled would have easy access to sporting facilities |

| | | | | |
|---|--|---|--|---|
| <p>Inadequate and unbalanced investments in sports</p> | <p>Increase in the development of world class Athletes</p> <p>Regional harmony and balanced development across regions and districts</p> <p>Increase in skill acquisition in sports promotion and management</p> | <p>job creation would be increased, especially in regions that have low investments in sports through the organization and hosting of local and international sports.</p> | <p>Less migration of people to more endowed regions</p> | <p>Will lead to more social interaction</p> <p>Increased interest in sports by young adults and the older generation.</p> |
| <p>Weak capacity for sports development and management</p> | <p>Will lead to effective technical personnel which will translate into high standard Athletes</p> <p>Will increase qualification of Athletes to major tournaments and international events.</p> | <p>Ghana can gain from prize money attached to winning international sports events.</p> <p>Will result in promotion of the benefits of sports which will lead to more people actually participating and</p> | <p>Lead to good planning and ability to mainstream the needs of the youth in sport development</p> | <p>Make sports attractive to younger generation due to good outcomes.</p> |

| | | | | |
|--|--|---|---|--|
| | <p>Will strengthen the growth and development of sports in the country</p> <p>Increase quality of knowledge transfer to Coaches and Athletes which will lead to high performance</p> | reaping the health and economic benefits of sports. | | |
| Lack of patriotism and volunteerism among the youth | <p>Will produce self-motivated patriotic youth and increase their contribution to the development of society.</p> <p>Youth voluntary service will empower young people to become more actively engaged in their communities and provides them with a means to do so,</p> | <p>Increase promotion of regional, national, and international cooperation of youth in economic and social joint ventures.</p> <p>Increase rate of development due to youth action.</p> | <p>Youth apathy towards the environment may lead to unhampered degradation of the environment.</p> <p>Youth volunteerism will expose young people to a more diverse group of people and provide them with training and tools for interacting with</p> | <p>Lead to more social discourse to discuss problems and find solutions.</p> <p>More Life Skills Development because Youth voluntary service helps build life skills such as: a sense of urgency, independence, self-confidence, leadership, teamwork, emotional</p> |

| | | | | |
|---|---|--|---|--|
| | increasing the likelihood that they will stay involved in the future. | | different populations. | and physical wellbeing, decision-making and communication. Focus on peer education to reduce risky behaviors, which can reduce STDs and other preventable diseases can reduce due to youth apathy |
| Inadequate integration of youth development concerns into development planning process | <p>Youth become productive citizens in future</p> <p>Will lead to increased participation of the youth in civic and political life.</p> <p>Will lead to sensitized Youth who will be aware of what they can</p> | <p>Will result in decrease productivity and economic growth due to low youth involvement in national discourse.</p> <p>Mobilization of young people to contribute to infrastructure development through building homes, roads or</p> | <p>Result in equitable distribution of resources across all sectors</p> <p>Will facilitate restoration of environmental damages by youth groups and civil societies</p> | <p>Increase health, development and wellness outcomes for marginalized youth</p> <p>Lead to reduction in Risky Behaviors among the youth due to proper use of time and energy</p> |

| | | | | |
|--|---|---|--|---|
| | contribute to the development of their communities. | other critical national infrastructure needs may increase | | |
| Youth unemployment and under-employment among rural and urban youth | Youth will be empowered and contribute to national outcomes. | Improved contribution of the youth to economic development. | Degradation of the forest and natural environment will reduce. | <p>Lead to reduction in Risky Behaviors among the youth due to proper use of time and energy</p> <p>Lead to teenage pregnancies and decrease drug youth amongst the youth</p> |
| Weak coordination of youth related institutions and programmes | Increase effectiveness of programmes which leads which have high impact | Will result in harmonization of programmes leading to gain in revenue for the nation. | Promotes proper division of labour, power in decision-making and supervision | High impact of youth programmes to address critical issues of the youth like HIV/AIDS/STI interventions |

2.5 SUSTAINABILITY TEST

The table below is a sustainability test which is a tool designed to give a visual and quantitative measure of the extent to which a particular programme, is capable of providing sustainable growth and development. For each criterion and indicator, a scale of 0-5 with appropriate colour code are used to reflect the extent to which the programme will support, be neutral to, or would will work against the sustainability aim. Colour green (4 and 5) strongly support the aim whilst colour yellow (3) has no effect on the aim. (0) is not relevant and 1 work strongly against the aim.

Table 18: Sustainability Test

| Description of Activity: Construction of an Olympic Size Sports stadium to Host 2023 All- Africa Games | | |
|---|---|----------------------------|
| Criteria: Basic Aims and Objectives | Indicators | Performance Measure |
| Effect on Natural Resources | | |
| Protected Areas and Wildlife | Wild life will be preserved | (0) 1 2 3 4 5 |
| Degraded Land | Vulnerable land areas will be avoided | (0) 1 2 3 4 5 |
| Energy | Efficient energy will be used | (0) 1 2 3 4 5 |
| Pollution | There will be land, water or air pollution during the construction and after construction | (0) 1 2 3 4 5 |
| Use of Raw Materials | Raw materials will as much as possible be purchased locally | (0) 1 2 3 4 5 |
| Rivers and Water Bodies | Course of water bodies will not be affected | (0) 1 2 3 4 5 |
| Effect on Social and Cultural Conditions | | (0) 1 2 3 4 5 |
| Local Character | Local authorities and community will be consulted | (0) 1 2 3 4 5 |
| Health and Well-Being | Construction will not expose local community to diseases | (0) 1 2 3 4 5 |

| | | |
|---|--|---------------------|
| Gender | Women will use the facility after completion and some will be employed | (0) 1 2 3 4 5 |
| Job Creation | Skilled workers from local community will be considered | (0) 1 2 3 4 5 |
| Participation | Local community will be consulted | (0) 1 2 3 4 5 |
| Access to Land | Access to community land will not be affected | (0) 1 2 3 4 5 |
| Access to water | Access to community water will not be affected | (0) 1 2 3 4 5 |
| Access to Transport | Access to transport may improve because of the stadium | (0) 1 2 3 4 5 |
| Sanitation | Sanitation in the community may improve | (0) 1 2 3 4 5 |
| Equity | There will be no discrimination in terms of access to the stadium and consideration of the vulnerable will be factored into construction process | (0) 1 2 3 4 5 |
| Vulnerability Risk | There will be strict safety processes at all times | (0) 1 2 3 4 5 |
| Effect on the Economy | | (0) 1 2 3 4 5 |
| Growth | Will create jobs and contribute to economy | (0) 1 2 3 4 5 |
| Use of local Materials and Services | Local materials will be used as much as possible | (0) 1 2 3 4 5 |
| Local Investment Capital | Economy will benefit through social and economic interactions | (0) 1 2 3 4 5 |
| Description of Activity: Construction of 10 multi-purpose youth and sports centres of excellence | | |
| Criteria: Basic Aims and Objectives | Indicators | Performance Measure |
| Effect on Natural Resources | | |

| | | |
|---|--|---------------|
| Protected Areas and Wildlife | Wild life will be preserved and factored in the construction process | (0) 1 2 3 4 5 |
| Degraded Land | Vulnerable land areas will be avoided | (0) 1 2 3 4 5 |
| Energy | Efficient energy systems will be deployed at all times | (0) 1 2 3 4 5 |
| Pollution | There will be no land, water or air pollution during and after the construction and after construction | (0) 1 2 3 4 5 |
| Use of Raw Materials | Local raw materials will be used most times | (0) 1 2 3 4 5 |
| Rivers and Water Bodies | Course of water bodies will not be affected | (0) 1 2 3 4 5 |
| Effect on Social and Cultural Conditions | | (0) 1 2 3 4 5 |
| Local Character | Local authorities and community will be consulted before construction works | (0) 1 2 3 4 5 |
| Health and Well-Being | Construction will not expose local community to diseases | (0) 1 2 3 4 5 |
| Gender | Facility will benefit both genders | (0) 1 2 3 4 5 |
| Job Creation | Skilled workers from local community will be considered | (0) 1 2 3 4 5 |
| Participation | Local community will be consulted | (0) 1 2 3 4 5 |
| Access to Land | Access to community land will not be affected | (0) 1 2 3 4 5 |
| Access to water | Access to community water will not be affected | (0) 1 2 3 4 5 |
| Access to Transport | Access to transport may improve because of the stadium | (0) 1 2 3 4 5 |

| | | |
|-------------------------------------|--|---------------|
| Sanitation | Sanitation in the community may improve | (0) 1 2 3 4 5 |
| Equity | There will be no discrimination in terms of access to the recreation centre and consideration of the vulnerable will be factored into the construction process | (0) 1 2 3 4 5 |
| Vulnerability Risk | There will be strict safety processes at all times | (0) 1 2 3 4 5 |
| Effect on the Economy | | (0) 1 2 3 4 5 |
| Growth | Will create jobs and contribute to economy | (0) 1 2 3 4 5 |
| Use of local Materials and Services | Local materials will be used as much as possible | (0) 1 2 3 4 5 |
| Local Investment Capital | Economy will benefit through social interactions | (0) 1 2 3 4 5 |

Table 19: Sustainable Prioritized Issues as Categorized Under Development Dimensions

| DEVELOPMENT DIMENSION | FOCUS AREAS OF MTDP 2018-2021 | ADOPTED SUSTAINABLE PRIORITIZED ISSUES |
|------------------------------|-------------------------------|---|
| Create Opportunities for All | Sports Development | Weak capacity for sports development and management |
| | Youth Development | Inadequate and poor sports infrastructure |
| | | Limited opportunities for youth involvement in national development |
| | | Youth unemployment and underemployment among rural and urban youth |
| | | Weak coordination of youth related institutions and programmes |
| | | Lack of patriotism and volunteerism among the youth |
| | | Inadequate and unbalanced investments in sports development |

| Table 20: Ranking of Adopted Issues | | | | |
|--|--|--------------|---|---|
| Programme | Issues | Ranks | Strategies | Policy Objectives |
| Sports Development | 1. Weak capacity for sports development and management | 4 | <ul style="list-style-type: none"> • Build capacity of sports managers, trainers, and trainees • Establish educational and training centres for sports administration and management | Build capacity for sports and recreational development |
| | 2. Inadequate and unbalanced investments in sports development | 6 | <ul style="list-style-type: none"> • Develop a resource mobilization strategy and establish a Sports Development Fund • Promote the economic benefits of sports | Ensure sustainable funding sources for the growth and development of sports |
| | 3. Inadequate and poor sports infrastructure | 5 | <ul style="list-style-type: none"> • Develop and maintain sports and recreational infrastructure • Promote partnerships with private sector in the development of sports and recreation infrastructure • Strengthen agencies and sporting federations to develop and promote various sporting disciplines • Strengthen the organization of domestic competitive sporting events at all levels | Enhance sports and recreational infrastructure |

| | | | | |
|-------------------|--|---|--|---|
| | | | <ul style="list-style-type: none"> Strengthen partnerships with stakeholders in the development of sports | |
| Youth Development | 4. Limited opportunities for youth involvement in national development | 2 | <ul style="list-style-type: none"> Mainstream youth development in national development policies, programmes and projects across all sectors | Promote effective participation of the youth in socioeconomic development |
| | 5. Weak coordination of youth related institutions and programmes | 3 | <ul style="list-style-type: none"> Strengthen key national institutions including NYA and YEA to effectively discharge their mandates Ensure the creation of youth desk in MMDAs for the youth to access reliable labour market information | Promote effective participation of the youth in socioeconomic development |
| | 6. Youth unemployment and underemployment among rural and urban youth | 1 | <ul style="list-style-type: none"> Develop and implement additional initiatives for youth employment, including promotion of entrepreneurial skills Build integrated youth centres in all districts to serve as an information hub for youth development | |

| | | | | |
|--|--|--|--|--|
| | | | <ul style="list-style-type: none"> • Develop and implement apprenticeship and employable skill training for out-of-school youth and graduates • Build integrated youth centres in all districts to serve as an information hub for youth development | |
|--|--|--|--|--|

CHAPTER THREE

DEVELOPMENT PROJECTIONS, GOALS, ADOPTED OBJECTIVES AND STRATEGIES

3.1 INTRODUCTION

This chapter delineates the development projections of the sector for 2018-2021 with respect to the prioritized development issues. It outlines the adopted development issues, thematic goals, objective and strategies from AGENDA FOR JOBS, 2018-2021, 2018-2021. It also contains the sector programmes and sub-programmes.

3.2 PROJECTED DEVELOPMENT REQUIREMENTS FOR THE MEDIUM TERM

The harmonization of the issues from the GSGDA II and the development issues in the MTDPF presented an opportunity for the sector to still address the issues concerning the youth and improve sports development in the country.

To address the challenges of the sector, the Ministry must put in place the necessary legislative frameworks for the entire sector including legislative instruments to guide implementation challenges. Also, the policies of the sector should be reviewed to ensure modern trends and internationally accepted standards are infused into the policy frameworks. Furthermore, a consistent capacity building framework and policy should be instituted to ensure that the training needs of the entire sector are addressed. To ensure harmonization of all youth programmes across the country, the Ministry should take steps to establish a Youth Development Authority or by regulation, upgrade the functions and capacity of the National Youth Authority to serve as a coordinating body for all the youth programmes being implemented in the country.

The National Youth Authority should provide skills training opportunities to out-of-school and disadvantaged youth across the country and institute measures to transit them to the formal and informal work sector. Also, the flow of information from the Authority to the various youth groups must be broadened to ensure reporting and feedback on issues. A system to certify youth workers in the country must also be institutionalized by the Authority with the necessary requirements transparently dispersed through the media. The infrastructure needs of the youth will also be addressed through the construction of youth recreational centers across all regions of the country.

The development of the sports sector has always been fraught with inadequate funding. It is important therefore for the Ministry, National Sports Authority and the National Sports College to seek alternative source of funding to address the infrastructure needs of the sports sector. Accordingly, the institution of the sports fund should reduce the inadequate budget support from Government and facilitate improvement in sports promotion and development. Also, Sports Colleges should be established across the country to facilitate training of the sports force in the country.

3.3 ADOPTED DEVELOPMENT ISSUES, THEMATIC GOALS, OBJECTIVE AND STRATEGIES FROM AGENDA FOR JOBS, 2018-2021

Below are the development issues adopted from the AGENDA FOR JOBS, 2018-2021, thematic goals and the objectives and strategies for the medium term, 2018-2021.

Table 21. Adopted Issues, Thematic Goals, Objectives and Strategies

| DEVELOPMENT DIMENSION | ADOPTED DEVELOPMENT ISSUES | OBJECTIVE | STRATEGIES |
|------------------------------|--|---|--|
| Create Opportunities for All | <ul style="list-style-type: none"> Weak capacity for sports development and management | Build capacity for sports and recreational development | <ul style="list-style-type: none"> Build capacity of sports managers, trainers, and trainees Establish educational and training centres for sports administration and management Strengthen agencies and sporting federations to develop and promote various sporting disciplines Strengthen the organization of domestic competitive sporting events at all levels Strengthen partnerships with stakeholders in the development of sports |
| | <ul style="list-style-type: none"> Inadequate and poor sports infrastructure | Enhance sports and recreational infrastructure | <ul style="list-style-type: none"> Develop and maintain sports and recreational infrastructure Promote partnerships with private sector in the development of sports and recreation infrastructure. Provide adequate logistics and equipment for sports competition |
| | <ul style="list-style-type: none"> Inadequate and unbalanced investments in sports development | Ensure sustainable funding sources for the growth and development of sports | <ul style="list-style-type: none"> Develop a resource mobilization strategy and establish a Sports Development Fund Promote the economic benefits of sports |
| | <ul style="list-style-type: none"> Youth unemployment and underemployment among rural and urban youth | Promote effective participation of the youth in socioeconomic development | <ul style="list-style-type: none"> Develop and implement additional initiatives for youth employment, including promotion of entrepreneurial skills Build integrated youth centres in all districts to serve as an information hub for youth development Develop and implement apprenticeship and employable skill training for out-of-school youth and graduates Build integrated youth centres in all districts to serve as an information hub for youth development |
| | <ul style="list-style-type: none"> Weak coordination of youth related institutions and programmes | Promote effective participation of the youth in | <ul style="list-style-type: none"> Strengthen key national institutions including NYA and YEA to effectively discharge their mandates. |

| | | | |
|--|---|---|---|
| | | socioeconomic development | <ul style="list-style-type: none"> • Ensure the creation of youth desk in MMDAs for the youth to access reliable labour market information |
| | <ul style="list-style-type: none"> • Lack of patriotism and volunteerism among the youth | Promote youth participation in politics, electoral democracy and governance | <ul style="list-style-type: none"> • Develop effective framework for youth involvement in politics and civic activities, with opportunities for young people to practice political and civic engagement throughout the electoral cycle. • Promote awareness of the rights and responsibilities of the youth |
| | <ul style="list-style-type: none"> • Limited opportunities for youth involvement in national development | Promote effective participation of the youth in socioeconomic development | <ul style="list-style-type: none"> • Mainstream youth development in national development policies, programmes and projects across all sectors |

CHAPTER FOUR

REVIEW AND FORMULATION OF DEVELOPMENT PROGRAMMES AND SUB-PROGRAMMES

4.0 INTRODUCTION

This chapter provides a link between the Ministry's adopted objectives and strategies and the programmes and sub-programmes to be implemented. It further provides details on the Programme of Action for 2018-2021 and how they will be financed.

4.1 REVIEW AND FORMULATION OF DEVELOPMENT PROGRAMMES AND SUB-PROGRAMMES MOYS FOR 2018-2021

The table below outlines the link between the programmes and sub-programmes of the Ministry as provided for by the programme based budgeting (PBB) with the adopted objectives and strategies from the AGENDA FOR JOBS, 2018-2021. It also indicates the programmes and sub-programmes that will be addressing the objectives identified.

Table 22: Programmes and Sub-programmes of MOYS

| DEVELOPMENT DIMENSION 1: Create Opportunities for All | | | |
|---|---|-------------------------------|---|
| Adopted Objective | Adopted strategies | Programme | Sub-Programme |
| Build capacity for sports and recreational development | <ul style="list-style-type: none"> • Build capacity of sports managers, trainers, and trainees • Establish educational and training centres for sports administration and management • Strengthen agencies and sporting federations to develop and promote various sporting disciplines • Strengthen the organization of domestic competitive sporting events at all levels • Strengthen partnerships with stakeholders in the development of sports | Sports Development | <ul style="list-style-type: none"> • Sports Human Resource and Facility Development. • Sports Events Management |
| | | Management & administration | <ul style="list-style-type: none"> • General Administration • Human resource • PPBME • RSIM |
| Enhance sports and recreational infrastructure | <ul style="list-style-type: none"> • Develop and maintain sports and recreational infrastructure • Promote partnerships with private sector in the development of sports and recreation infrastructure • Provide adequate logistics and equipment for sports competition • | Sports Development | <ul style="list-style-type: none"> • Sports Human Resource and Facility Development. • Sports Events Management |
| | | Management and Administration | General Administration |
| Ensure sustainable funding sources for the growth and development of sports | <ul style="list-style-type: none"> • Develop a resource mobilization strategy and establish a Sports Development Fund • Promote the economic benefits of sports | Management and Administration | General Administration |
| Promote effective participation of the youth in Socioeconomic development | <ul style="list-style-type: none"> • Develop and implement additional initiatives for youth employment, including promotion of entrepreneurial skills | Youth Services | Youth Capacity Development |

| DEVELOPMENT DIMENSION 1: Create Opportunities for All | | | |
|---|--|-------------------------------|----------------------------|
| Adopted Objective | Adopted strategies | Programme | Sub-Programme |
| | <ul style="list-style-type: none"> • Build integrated youth centres in all districts to serve as an information hub for youth development • Develop and implement apprenticeship and employable skill training for out-of-school youth and graduates • Build integrated youth centres in all districts to serve as an information hub for youth development | | |
| Promote effective participation of the youth in socioeconomic development | <ul style="list-style-type: none"> • Strengthen key national institutions including NYA and YEA to effectively discharge their mandates. • Ensure the creation of youth desk in MMDAs for the youth to access reliable labour market information | Youth Services | Youth Capacity Development |
| Promote youth participation in politics, electoral democracy and governance | <ul style="list-style-type: none"> • Develop effective framework for youth involvement in politics and civic activities, with opportunities for young people to practice political and civic engagement throughout the electoral cycle. • Promote awareness of the rights and responsibilities of the youth | Youth Services | Youth Capacity Development |
| Promote effective participation of the youth in socioeconomic development | <ul style="list-style-type: none"> • Mainstream youth development in national development policies, programmes and projects across all sectors | Youth Services | Youth Capacity Development |
| | | Management and Administration | General Administration |

Table 23 Prioritization Programme Matrix

| PROGRAMME | CRITERIA | | | | TOTAL SCORE | RANK |
|--------------------------------------|--|---|--|--|---------------|----------|
| | Social impact (educational, health, etc.) | Economic Impact (e.g. employment generation, poverty reduction) | Environmental impact (e.g. climate change, green economy, etc.) Spatial | Spatial impact (e.g. nationwide / selected region) | Average Score | |
| Youth Services | 3 | 2 | 2 | 2 | 9(2.25) | 1 |
| Management and Administration | 3 | 2 | 1 | 2 | 8(2.0) | 2 |
| Sports Development | 3 | 2 | 1 | 1 | 7(1.75) | 3 |

4.2 SECTOR PROGRAMME OF ACTION PLAN (POA) 2018-2021

Below is the sector programme of action for 2018-2021.

Table 24: Sector Programme of Action Plan (POA) 2018-2021

| Thematic Area: Social Development | | | | | | | | | | | | | | |
|---|---|---------------------|--|--|---|------------|------|------|------|-------------------|--------------|--------------|-----------------------|-----------------|
| Development Dimension: Create Opportunity for All | | | | | | | | | | | | | | |
| Adopted Objectives | Adopted Strategies | Programs | Sub-programs | Projects/ activities | Outcomes/ Indicators impact | TIME FRAME | | | | INDICATIVE BUDGET | | | IMPLEMENTING AGENCIES | |
| | | | | | | 2018 | 2019 | 2020 | 2021 | GOG (GH¢) | IGF (GH¢) | Donor (US\$) | Lead | Col |
| Enhance sports and recreational infrastructure | Develop and maintain sports and recreational infrastructure | Management & Admin. | General Administration | Construct new sports infrastructure and rehabilitate existing ones | <ul style="list-style-type: none"> Proportion of sporting facilities and infrastructure rehabilitated/ constructed Number of youth benefitting from the sports development initiative Level of Certification | | | | | 360,000,000.00 | | | MoYS, NYA, NSA | MOF |
| | | | | Maintain Office and facilities of the Ministry | | | | | | 1,400,000.00 | | | MoYS | MOF |
| | | Sports Development | Sports Infrastructure Development | Maintain all National Football stadia and sports facilities | | | | | | 60,350,000.00 | 3,000,000.00 | | NSA | MoYS |
| | | | | Increase vehicle stock at the sector | | | | | | 5,800,000.00 | | | NSA | |
| | | | | Improve Office and Hostel Block at the College | | | | | | 1,400,000.00 | | | NSCW | |
| | | | | Pursue public private partnership to transform the infrastructure stock at the College | | | | | | 400,000.00 | | | NSCW | MOYS, MOF |
| | | | | Renovate facilities at the College | | | | | | 6,000,000.00 | | | NSC-W | MOYS, MOF |
| | | | Sports Human Resource and Facility Development | Pay administrative expenses of the College | | | | | | 1,920,000.00 | | | NSCW | MOYS |
| | | | | Procure training kits and equipment for sector. | | | | | | 2,280,000.00 | | | NSC-W | MOYS, MOF |
| | | | | Establish sports Colleges in collaboration with the private sector | | | | | | 21,000,000.00 | | | NSC-W | MOYS, MOF |
| Build capacity for sports and | Strengthen partnerships with | | Sports Events | Attend International and local conferences | | | | | | 1,420,000.00 | | | MoYS | NSA, NYA, NSC-W |

| | | | | | | | | | | | | | | | |
|--------------------------|--|--------------------|------------|--|--|--|--|--|--|----------------|--|--|--|------|--------------------|
| recreational development | stakeholders in the development of sports | Sports Development | Management | Provide support for 40 National Sports Associations to attend and participate in international events and competitions including Annual General Meetings (AGMs). | <ul style="list-style-type: none">• Rate of involvement of Public Private Partnership in sports• Proportion of trained sports administrators• Competition success rate | | | | | 25,518,000.60 | | | | NSA | MoYS, Sports Ass. |
| | | | | Establish Regional Sports Committee and Districts Sports Unit. | | | | | | 1,600,000.00 | | | | NSA | MOYS, RCC, DA's |
| | Strengthen Agencies and sporting federations to develop and promote various sporting disciplines | | | Facilitate the qualification, preparation and participation of the National Football Teams in International Competition | | | | | | 232,568,561.00 | | | | MOYS | NSA, GFA, MOF |
| | | | | Promotion of School Sports and Security Services | | | | | | 700,000.00 | | | | MoYS | NSA, MOE, GES, GFA |
| | | | | Prepare and Participate in International and local competitions | | | | | | 34,415,347.00 | | | | NSA | MoYS, GOC |
| | | | | Meet administrative expenses of the Authority | | | | | | 8,800,000.00 | | | | NSA | MoYS, Sports Ass. |
| | | | | Provide Equipment for Headquarters, Regional, District and Sports Associations Offices | | | | | | 24,000,000.00 | | | | NSA | MoYS, Sports Ass. |
| | Strengthen the organization of domestic competitive sporting events at all levels | | | Prepare and Participate in local competitions | | | | | | 5,746,000.00 | | | | NSA | MoYS, Sports Ass. |
| | Promote partnerships with private sector in the development of sports and recreation | | | Continue public private partnership arrangements with Ministry of Finance to provide sports infrastructure at the National Sports Authority. | | | | | | 4,000,000.00 | | | | NSA | MoYS, Sports Ass. |

| | | | | | | | | | | | | | | | |
|---|--|---------------------------------|---|--|---|--|--|--|--------------|--------------|--|------|---|-------------------------|--|
| | infrastructure | | | | | | | | | | | | | | |
| | Build capacity of sports managers, trainers, and trainees | Managem ent & Admin. | Human Resource | Facilitate capacity building programmes for all staff | | | | | | 1,638,000.00 | | | MoYS | | |
| | | Sports Developm ent | Sports Human Resource and Facility Developme nt | Facilitate capacity building programmes for all staff | | | | | | 520,000 | | | NSCW | NSC, Sports Association | |
| | | | | Participate in local and international competitions | | | | | 360,000.00 | | | NSCW | Winneba Traditional Council | | |
| | | | | Provide education and skills training soccer academy and tennis players. | | | | | 2,120,000.00 | | | NSCW | | | |
| Build capacity for sports development and management | Strengthen partnerships with stakeholders in the development of sports | Managem ent and Administr ation | Policy Planning, Budgeting, Monitoring and Evaluation | Facilitate enactment of laws for the sector | <ul style="list-style-type: none">• Proportion of Athletes benefitting from Youth in Sports Module• Proportion of Athletes suspended | | | | 915,000.00 | | | MoYS | NSCW, NSA, NYA, GFA, GOC, Sportss Ass. | | |
| | | | | Develop a Youth in Sports Module to support Athletes especially females | | | | | 60,000.00 | | | MoYS | YEA, NSA, NSCW | | |
| | | | Research, Statistics and Information Managemen t | Increase knowledge on doping in sports for Athletes | | | | | 615,000.00 | | | MoYS | NSA, NSCW, GOC, GFA | | |
| | | | | Organize sensitization programmes on sports nationwide | | | | | 695,000.00 | | | MoYS | NSA, NSCWGOC, GFA | | |
| | | | | Improve the Ministry's ICT operations | | | | | 80,000.00 | | | MoYS | | | |
| | | | | Establish and maintain a library in the Ministry | | | | | 200,000.00 | | | MoYS | | | |
| | | | | | | | | | | | | | | | |
| | | | | | | | | | | | | | | | |
| Ensure sustainable funding sources for the growth and | Develop a resource mobilization strategy and establish a Sports | Managem ent and Administr ation | Policy Planning, Budgeting, Monitoring | Create Sports Fund to Support financing of Sports | <ul style="list-style-type: none">• Proportion of national budget allocated to sports development• Sports contribution to GDP | | | | 150,000.00 | | | MoYS | NSCW, NSA, NYA, GFA, GOC, Sports Ass., Cabinet, Parliament, | | |

| | | | | | | | | | | | | | |
|---|--|-------------------------------|---|---|--|--|--|--|----------------|--|--|------|--|
| development of sports | Development Fund | | and Evaluation | | | | | | | | | | MoF, AG's Dept. |
| | | | | Prepare annual budget | | | | | 300,000.00 | | | MoYS | NYA, NSA, NSCW, MoF, Parliament |
| Promote effective participation of the youth in socioeconomic development | Mainstream youth development in national development policies, programmes and projects across all sectors | Management and Administration | Policy Planning, Budgeting, Monitoring and Evaluation | Organize meetings and meet administrative expenses of the Ministry | <ul style="list-style-type: none"> Youth Unemployment rate Rate of new jobs created Percentage of national budget allocated to youth development interventions Proportion of youth provided with employable skills | | | | 15,280,819.00 | | | MoYS | MOF |
| | | | | Establish the Youth Development Authority | | | | | 1,200,000.00 | | | MOYS | NYA |
| | | | | Develop regulations on the Youth Act | | | | | 60,000.00 | | | MoYS | NYA, Youth federations, Parliament, AG's Dept. |
| | Develop and implement additional initiatives for youth employment, including promotion of entrepreneurial skills | Youth Services | Youth Infrastructure Development | Construct new youth infrastructure, rehabilitate existing ones and provide equipment at the district, regional and national level | | | | | 518,500,000.00 | | | NYA | AESL |
| | Build integrated youth centres in all districts to serve as an information hub for youth development | | | Construct multi-purpose youth and sports centres of excellence and renovate existing infrastructure for district, regional and national NYA offices | | | | | 67,600,000.00 | | | NYA | MOYS |
| | Develop and implement apprenticeship and employable skill training for out-of-school youth and graduates | | Youth Capacity Development | Provide youth with skills development programmes. | | | | | 128,700,000.00 | | | NYA | . |

| | | | | | | | | | | | | | | | | |
|---|--|----------------------------|--|---|--|--|--|--|--|----------------|--|--|-----|------|-----|--------------------------------|
| | Strengthen key national institutions including NYA and YEA to effectively discharge their mandates. | | | Place Graduates in Skills development on Youth Employment Agency module | | | | | | 5,000,000.00 | | | NYA | YEA | | |
| | Ensure the creation of youth desk in MMDAs for the youth to access reliable labour market information | | | Establish offices in all Metropolitan, Municipal and District Assemblies (MMDAs) | | | | | | 15,000,000.00 | | | | | NYA | Min of Local Government, MMDAs |
| | Mainstream youth development policies, programmes and projects across all sectors | | | Facilitate stakeholder inclusion in planning and organization of youth programmes | | | | | | 15,400,000.00 | | | | | NYA | MOYS |
| Promote youth participation in politics, electoral democracy and governance | Develop effective framework for youth involvement in politics and civic activities, with opportunities for young people to practice political and civic engagement throughout the electoral cycle. | Youth Capacity Development | | Observe youth days and participation of the youth in governance | <ul style="list-style-type: none">• Proportion of National Youth Parliament established and functional• Proportion of youth programmes monitored and evaluated• Proportion of youth engaged and supported to participate in national, regional and global dialogues• Proportion of youth registered to vote | | | | | 125,200,000.00 | | | NYA | MOYS | | |
| | | | | Establish a functional National Youth Parliament | | | | | | 4,000,000.00 | | | | | NYA | MOYS |
| | Promote awareness of the rights and | | | Disseminate the National Youth Policy | | | | | | 8,600,000.00 | | | | | NYA | MOYS |
| | | | | Meet Administrative expenses of the Authority | | | | | | 28,000,000.00 | | | | | NYA | |

| | | | | | | | | | | | | | | |
|--|-------------------------------|--|--|--|--|--|--|--|--|---------------|--|--|-----|--|
| | responsibilities of the youth | | | Disseminate quarterly Youth magazine on Youth development and services | | | | | | 10,000,000.00 | | | NYA | |
| | | | | Continue National Youth Database Project | | | | | | 2,000,000.00 | | | NYA | |
| | | | | Facilitate capacity building programmes for all staff | | | | | | 42,100,000.00 | | | NYA | |
| | | | | Monitor and Evaluate Youth programmes and projects. | | | | | | 25,000,000.00 | | | NYA | |

4.3 INDICATIVE FINANCIAL STRATEGY OF THE SECTOR

MoYS

Table 25: Budget Estimates of MOYS

| Item | Description | 2018 | 2019 | 2020 | 2021 | Total |
|------|----------------------------|---------------|---------------|----------------|----------------|-----------------------|
| | | Amount (GHS) | Amount (GHS) | Amount (GHS) | Amount (GHS) | Amount (GHS) |
| 1 | Compensation of Employees | 1,845,009.32 | 2,121,760.72 | 2,440,024.83 | 2,806,028.55 | 9,212,823.42 |
| 2 | Goods and Service Expenses | 52,849,380.00 | 67,232,000.00 | 69,210,000.00 | 66,295,000.00 | 255,586,380.00 |
| 3 | CAPEX | 2,000,000.00 | 6,000,000.00 | 186,000,000.00 | 186,700,000.00 | 380,700,000.00 |

National Youth Authority

Table 26: Budget Estimates of NYA

| Item | Description | 2018 | 2019 | 2020 | 2021 | Total |
|------|----------------------------|----------------|---------------|---------------|---------------|-----------------------|
| | | Amount (GHS) | Amount (GHS) | Amount (GHS) | Amount (GHS) | Amount (GHS) |
| 1 | Compensation of Employees | 7,333,928.82 | 8,434,018.14 | 9,699,120.86 | 11,153,988.99 | 36,621,056.81 |
| 2 | Goods and Service Expenses | 78,550,000.00 | 73,400,000.00 | 88,400,000.00 | 73,400,000.00 | 313,750,000.00 |
| 3 | CAPEX | 524,125,000.00 | 13,725,000.00 | 9,675,000.00 | 22,175,000.00 | 569,700,000.00 |

National Sports Authority

Table 27: Budget Estimates of NSA

| Item | Description | 2018 | 2019 | 2020 | 2021 | Total |
|------|---------------------------|--------------|--------------|--------------|---------------|----------------------|
| | | Amount (GHS) | Amount (GHS) | Amount (GHS) | Amount (GHS) | Amount (GHS) |
| 1 | Compensation of Employees | 6,802,500.00 | 7,822,875.00 | 8,996,306.25 | 10,345,752.19 | 33,967,433.44 |

| | | | | | | |
|---|----------------------------|---------------|---------------|---------------|---------------|-----------------------|
| 2 | Goods and Service Expenses | 17,228,347.60 | 80,820,000.00 | 53,046,000.00 | 42,746,000.00 | 193,840,347.60 |
| 3 | CAPEX | 400,000.00 | 25,850,000.00 | 29,950,000.00 | 10,950,000.00 | 67,150,000.00 |

NSC-W

Table 28: Budget Estimates of NSCW

| Item | Description | 2018 | 2019 | 2020 | 2021 | Total |
|------|----------------------------|--------------|---------------|---------------|---------------|-----------------------|
| | | Amount (GHS) | Amount (GHS) | Amount (GHS) | Amount (GHS) | Amount (GHS) |
| 1 | Compensation of Employees | 876,347.86 | 1,007,800.04 | 1,158,970.04 | 1,332,815.55 | 4,375,933.49 |
| 2 | Goods and Service Expenses | 2,955,000.00 | 11,080,000.00 | 11,120,000.00 | 11,080,000.00 | 36,235,000.000 |
| 3 | CAPEX | 450,000.00 | 400,000.00 | 400,000.00 | 400,000.00 | 1,650,000.00 |

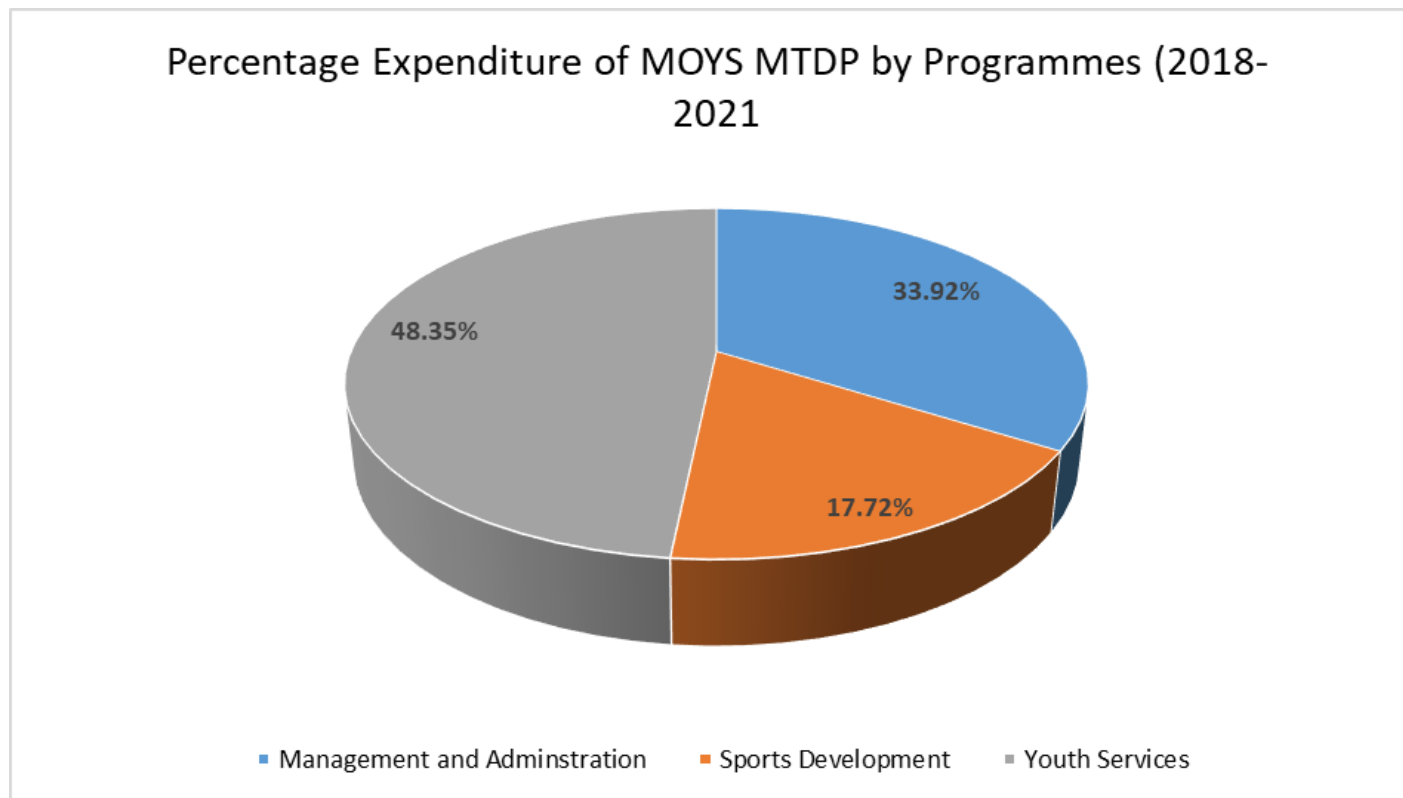
Table 29: Indicative Financial Strategy

| Programme | Total Cost 2018-2021 | Expected Revenue | | | | | Gap | Summary of resources mobilization strategy | Alternative Source of action |
|--|-------------------------|-------------------------|---------------------|-------|--------|-------------------------|-----|--|------------------------------------|
| | | GOG | IGF | Donor | Others | Total | | | |
| Management and Administration | 645,499,203.42 | 645,499,203.42 | | | | 645,499,203.42 | | Sponsorships, Bilateral talks, | |
| Sports Development | 337,218,714.53 | 334,218,714.53 | 3,000,000.00 | | | 337,218,714.53 | | Increase IGF Generation, PPP, Sponsorships, | |
| Youth Development | 920,071,056.81 | 920,071,056.81 | | | | 920,071,056.81 | | Sponsorships, Bilateral talks, | |
| TOTAL | 1,902,788,974.76 | 1,899,788,974.76 | 3,000,000.00 | | | 1,902,788,974.76 | | | |
| | TOTAL COST | | | | | | | | |

For the period covering 2018-2021, medium-term expenditure for mainly GOG funds is projected to increase up to **GH¢1,902,788,974.76** as depicted in the above table. This amount comprises compensation of employees, capital expenditure, goods and services, and internally generated funds. The total amount for compensation of employees over the four-year period was 4.42% out of the total amount. The total expected funds for goods and services was 41.85% out of the total expected revenue. Expected funds for capital development over the period constituted 53.56% of the overall projected revenue over the period. Internally generated fund was estimated as 0.16% of the total projected funds over the period.

An analysis of the budget allocation to capital expenditure, goods and services per the adopted programmes and sub-programmes within the four-year period per the chart below, shows that Management and Administration Programme constituted 33.92% of the total projected allocation. Youth Services programme constituted 48.35% of the total expected funding whilst the Sports Development Programme was 17.72% of total funding.

Fig. 6 MoYS 2018-2021 Expenditure by Programmes



4.4 FUNDING GAP

MoYS, like many Public Institutions, has been experiencing funding gap in recent years which is posing a serious challenge to the implementation of its programmes. The funding gap arises from two sources, the Annual Appropriation and Releases of funds. The funding gap related to the Annual Appropriation occurs when the amount that has been appropriated to the Agency for the year falls short of what has been budgeted for. The second funding gap occurs when the amount released to the Agency is less than what has been appropriated.

MoYS considers adequate funding as an important factor to the achievement of its mandate. It will also continue to explore other avenues to secure funding for the implementation of its approved programmes.

CHAPTER FIVE

ANNUAL ACTION PLAN OF MINISTRY OF YOUTH AND SPORTS

5.0 INTRODUCTION

The sector action annual plan is the detailed yearly plan of the Ministry and its Agencies from 2018 to 2021 and outlines the activities to be implemented, location of the activities, the baseline, quarterly time schedule of implementation, the corresponding budget for the activity and the implementing bodies.

5.1 SECTOR ANNUAL ACTION PLAN (AAP)

The Annualized Sector Annual Action Plan details out the specific activities that need to be carry out in order to address the adopted sector development issues. It aligns each activity to an adopted policy objective, a strategy and a goal. The time frame within which each activity is expected to be carried out is indicative of the budget year within which the activity falls. The responsible institutions and the estimated cost of each activity are also indicated.

5.2 SECTOR ANNUAL ACTION PLAN (AAP) 2018

The following are the annual action plans of the MoYS for 2018. The plan is organized around the programmes being undertaken by the Sector for 2018-2021

Table 30: Sector Annual Action Plan (AAP) 2018

| PROGRAMME/ SUB-PROGRAMME | ACTIVITIES (OPERATIONS) | LOCATION | BASE LINE | OUTPUT INDICATORS | QUARTERLY TIME SCHEDULE | | | | INDICATIVE BUDGET | | | IMPLEMENTING AGENCIES | |
|--|--|-------------------|-------------------------|--|----------------------------|-----------------|-----------------|-----------------|-------------------|--------------|-----------------|--------------------------|------------------------|
| | | | | | 1 ST | 2 ND | 3 RD | 4 TH | GOG (GH¢) | IGF (GH¢) | Donor (US\$) | Lead | Col |
| Management & Admin General Administration | Rehabilitate Babayara and Essipong Sports stadia | Kumasi, Essipong, | No major rehabilitation | Number of stadia rehabilitated | | | | | 1,000,000.00 | | | MoYS , NSA | MOF |
| | Refurbish Ministry's Office Building | Accra | No major refurbishment | Number of Office facilities refurbished | | | | | 900,000.00 | | | MoYS | MOF |
| | Purchase computers & Accessories and Air conditioners | Accra | | Number of Computers and accessories purchased | | | | | 100,000.00 | | | MoYS | MOF |
| | Attend all Youth and Sports Ministers conference | International | | Number of conferences attended | | | | | 100,000.00 | | | MoYS | NSA , NYA, NSC-W |
| | Participate in International Youth and Sports Conferences (ECOWAS, AU, C'Vealth, UN) | International | | | | | | | 70,000.00 | | | MoYS | NSA , NYA, NSC-W |
| | Participate in joint bilateral relations programmes | International | | Number of Joint bilateral relations programmes facilitated | | | | | 50,000.00 | | | MoYS | NSA , NYA, NSC-W |

| PROGRAMME/ SUB-PROGRAMME | ACTIVITIES (OPERATIONS) | LOCATION | BASE LINE | OUTPUT INDICATORS | QUARTERLY TIME SCHEDULE | | | | INDICATIVE BUDGET | | | IMPLEMENTING AGENCIES | |
|-----------------------------|--|---------------|--------------|---|----------------------------|-----------------|-----------------|-----------------|-------------------|--------------|-----------------|--------------------------|---------------|
| | | | | | 1 ST | 2 ND | 3 RD | 4 TH | GOG (GH¢) | IGF (GH¢) | Donor (US\$) | Lead | Col |
| | Facilitate Black Stars preparation and participation in the 2019 African Cup of Nations qualifiers | International | | Number of competitions facilitated (Black Stars, Satellites, Queens, Princess, Maidens) | | | | | | | | MOYS | NSA, GFA, MOF |
| | Facilitate Black Satellites qualification and participation in the 2019 U-20 African Cup of Nations Qualifiers | International | | | | | | | | | | MOYS | NSA, GFA, MOF |
| | Facilitate the hosting and participation of the Black Queens in the African Women Championship | Ghana | | | | | | | | | | MOYS | NSA, GFA, MOF |
| | Facilitate the Black Princesses participation in the African U-20 Women's World Cup Qualifying Tournament | Africa | | | | | | | | | | MOYS | NSA, GFA, MOF |
| | Facilitate Black Princesses participation in the FIFA U20 Women's World Cup in France. | France | | | | | | | | | | MOYS | NSA, GFA, MOF |
| | Facilitate the Black Maidens participation in the African U-17 Women's World Cup Qualifying Tournament | Africa | | | | | | | | | | MOYS | NSA, GFA, MOF |

| PROGRAMME/ SUB-PROGRAMME | ACTIVITIES (OPERATIONS) | LOCATION | BASE LINE | OUTPUT INDICATORS | QUARTERLY TIME SCHEDULE | | | | INDICATIVE BUDGET | | | IMPLEMENTING AGENCIES | |
|-----------------------------------|---|----------|--------------|--|----------------------------|-----------------|-----------------|-----------------|-------------------|--------------|-----------------|--------------------------|--------------------|
| | | | | | 1 ST | 2 ND | 3 RD | 4 TH | GOG (GH¢) | IGF (GH¢) | Donor (US\$) | Lead | Col |
| | Facilitate Black Maidens participation in the FIFA U17 Women's World Cup in Uruguay. | Uruguay | | | | | | | 50,068,561.00 | | | MOYS | NSA, GFA, MOF |
| | Promotion of School Sports and Security Services | | | Number of School Sports and Security Services promoted | | | | | 100,000.00 | | | MoYS | NSA, MOE, GES, GFA |
| | Meet administrative expenses of the Ministry | | | Administrative expenses of the Ministry met | | | | | 1,000,000.00 | | | MoYS | MOF |
| | Arrange meetings for Audit Committee (AC). | Accra | | Number of ARIC meetings organized | | | | | 40,000.00 | | | MoYS | GAA |
| | Organize administrative meetings on sector programmes and activities | Accra | | Number of Administrative meetings organized on sector programmes | | | | | 60,000.00 | | | MoYS | NYA, NSA, NSCW |
| | Pay for outstanding bills at the Ministry | Accra | | Outstanding bills at the Ministry paid | | | | | 200,819.00 | | | MoYS | MOF |
| | Establish the Youth Development Authority | Accra | | Youth development Authority Established | | | | | | | | MOYS | NYA |
| Management & Admin Human Resource | Sponsor Chief Director to participate in conference of Chief Executives and Chief Directors | Accra | | Number of Chief Executives and Chief Directors sponsored | | | | | 15,000 | | | MoYS | |

| PROGRAMME/ SUB-PROGRAMME | ACTIVITIES (OPERATIONS) | LOCATION | BASE LINE | OUTPUT INDICATORS | QUARTERLY TIME SCHEDULE | | | | INDICATIVE BUDGET | | | IMPLEMENTING AGENCIES | |
|-----------------------------|--|----------|--------------|---|----------------------------|-----------------|-----------------|-----------------|-------------------|--------------|-----------------|--------------------------|-----|
| | | | | | 1 ST | 2 ND | 3 RD | 4 TH | GOG (GH¢) | IGF (GH¢) | Donor (US\$) | Lead | Col |
| | Train eight (8) senior staff in Monitoring and Evaluation | Accra | | Number of staff trained (M&E, DPA, Senior Mgt, secretarial course, scheme of service, procurement & admin, financial Mgt, Performance Mgt, C.P.A, PR, ICT, Administrative Skills, National Road Act, Office Customer Care, records management, Audit Principles and Techniques) | | | | | 10,000 | | | MoYS | |
| | Train seven (7) member of staff in D.P.A | Accra | | | | | | | 12,000 | | | MoYS | |
| | Train eight (8) members of staff in Senior Management at GIMPA | Accra | | | | | | | 10,000 | | | MoYS | |
| | Train twelve (12) Secretaries in Senior Secretarial course | Accra | | | | | | | 8,000 | | | MoYS | |
| | Train fifteen (15) staff at the civil service training centre on scheme of service training annually | Accra | | | | | | | 20,000 | | | MoYS | |
| | Train one officer in procurement contract and administration. | Accra | | | | | | | 5,000 | | | MoYS | |
| | Train two Accounting Staff in Financial Management | Accra | | | | | | | 10,000 | | | MoYS | |
| | Train 20 middle level staff on Performance Management. | Accra | | | | | | | 10,000 | | | MoYS | |
| | Train two (2) senior staff in C.P.A | Accra | | | | | | | 20,000 | | | MoYS | |
| | Train two members of staff in public relation course. | Accra | | | | | | | 8,000 | | | MoYS | |

| PROGRAMME/ SUB-PROGRAMME | ACTIVITIES (OPERATIONS) | LOCATION | BASE LINE | OUTPUT INDICATORS | QUARTERLY TIME SCHEDULE | | | | INDICATIVE BUDGET | | | IMPLEMENTING AGENCIES | |
|-----------------------------|---|----------|--------------|---|----------------------------|-----------------|-----------------|-----------------|-------------------|--------------|-----------------|--------------------------|-----|
| | | | | | 1 ST | 2 ND | 3 RD | 4 TH | GOG (GH¢) | IGF (GH¢) | Donor (US\$) | Lead | Col |
| | Train four Senior Officers in ICT and Information Management | Accra | | | | | | | 10,000 | | | MoYS | |
| | Organize a workshop for 15 staff on Administrative Skills. | Accra | | | | | | | 30,000 | | | MoYS | |
| | Organize a workshop for 5 drivers on the National Road Act, 2004 (Act 683). | Accra | | | | | | | 5,000 | | | MoYS | |
| | Organize a workshop for ten (10) Secretaries on Office Customer Care. | Accra | | | | | | | 6,000 | | | MoYS | |
| | Organize a workshop on records management for 4 record officers | Accra | | | | | | | 10,000 | | | MoYS | |
| | Organize a training programme on Audit Principles and Techniques | Accra | | | | | | | 10,000 | | | MoYS | |
| | Organize in-house training programmes for staff | Accra | | Number of In-house training courses organized | | | | | 10,000 | | | MoYS | |
| | Facilitate promotional interviews for staff | Accra | | Number of staff interviews facilitated | | | | | 15,000 | | | MoYS | |
| | Payment to two (2) Consultants recruited | Accra | | Number of consultants remunerated | | | | | 168,000 | | | MoYS | |
| | Personal Development Programmes for Directors | Accra | | Knowledge and skills of Directors enhanced | | | | | 20,000 | | | MoYS | |

| PROGRAMME/ SUB-PROGRAMME | ACTIVITIES (OPERATIONS) | LOCATION | BASE LINE | OUTPUT INDICATORS | QUARTERLY TIME SCHEDULE | | | | INDICATIVE BUDGET | | | IMPLEMENTING AGENCIES | |
|--|--|----------|--------------|--|----------------------------|-----------------|-----------------|-----------------|-------------------|--------------|-----------------|--------------------------|--|
| | | | | | 1 ST | 2 ND | 3 RD | 4 TH | GOG (GH¢) | IGF (GH¢) | Donor (US\$) | Lead | Col |
| Management & Admin . Policy, Planning, Budgeting, Monitoring and Evaluation | Organize Stakeholder workshops on the National Sports College Bill | Accra | | Number of stakeholder workshops organized on draft sports college bill | | | | | 60,000.00 | | | MoYS | NSCW, NSA, NYA, GFA, GOC, Sportss Ass. |
| | Develop regulations on the Sports Act | Accra | | Number of legislations developed for Sports Act | | | | | 40,000.00 | | | MoYS | NSCW, NSA, NYA, GFA, GOC, Sports Ass., Cabinet, Parliament, AG's Dept. |
| | Revise Sports Policy | Accra | | Number of stakeholder meetings organized to revise sports policy | | | | | 50,000.00 | | | MoYS | NYA, NSA, NSCW |
| | Briefing on Revised Sports Policy | Accra | | | | | | | 23,000.00 | | | MoYS | NYA, NSA, NSCW, Sports Associations, Parliament |

| PROGRAMME/ SUB-PROGRAMME | ACTIVITIES (OPERATIONS) | LOCATION | BASE LINE | OUTPUT INDICATORS | QUARTERLY TIME SCHEDULE | | | | INDICATIVE BUDGET | | | IMPLEMENTING AGENCIES | |
|-----------------------------|---|----------|--------------|--|----------------------------|-----------------|-----------------|-----------------|-------------------|--------------|-----------------|--------------------------|---|
| | | | | | 1 ST | 2 ND | 3 RD | 4 TH | GOG (GH¢) | IGF (GH¢) | Donor (US\$) | Lead | Col |
| | Organize quarterly meetings to review Ministry's Programmes and Activities. | Accra | | Number of review meetings organized on programmes and activities | | | | | 30,000.00 | | | MoYS | NYA, NSA, NSCW |
| | Organize mid-year and annual review conference on sector programmes and activities. | Accra | | | | | | | 55,000.00 | | | MoYS | NYA, NSA, NSCW |
| | Prepare sector Annual progress report | Accra | | Number of annual reports prepared | | | | | 15,000.00 | | | MoYS | NYA, NSA, NSCW |
| | Conduct quarterly monitoring and evaluation of the sectors programmes | Accra | | Number of M&E conducted | | | | | 20,000.00 | | | MoYS | NYA, NSA, NSCW |
| | Develop a Youth in Sports Module to support Athletes especially females | Accra | | Number of Athletes supported under Youth in Sports Module | | | | | 30,000.00 | | | MoYS | YEA, NSA, NSCW |
| | Create Sports Fund to Support financing of Sports | Accra | | Sports Fund established | | | | | 40,000.00 | | | MoYS | NSCW, NSA, NYA, GFA, GOC, Sports Ass., Cabinet, Parliament, MoF, AG's Dept. |

| PROGRAMME/ SUB-PROGRAMME | ACTIVITIES (OPERATIONS) | LOCATION | BASE LINE | OUTPUT INDICATORS | QUARTERLY TIME SCHEDULE | | | | INDICATIVE BUDGET | | | IMPLEMENTING AGENCIES | |
|---|---|-----------------------|--------------|--|----------------------------|-----------------|-----------------|-----------------|-------------------|--------------|-----------------|--------------------------|---------------------------------|
| | | | | | 1 ST | 2 ND | 3 RD | 4 TH | GOG (GH¢) | IGF (GH¢) | Donor (US\$) | Lead | Col |
| | Prepare annual budget | Accra | | Number of budgets prepared and approved | | | | | 75,000.00 | | | MoYS | NYA, NSA, NSCW, MoF, Parliament |
| Management & Admin. Research, Statistics and Information Management | Participate in World Anti-Doping Agency and Regional Anti-Doping Conferences, Seminars and Workshops. | International | | Number of Anti-doping conferences, Seminars and Workshops attended | | | | | 50,000.00 | | | MoYS | NSA, NSCWGO C, GFA |
| | Organize sensitization workshop on Anti-Doping. | Accra, Kumasi, Tamale | | Number of sensitization workshop organized on Anti-doping | | | | | 35,000.00 | | | MoYS | NSA, NSCWGO C, GFA |
| | Organize May 9 th Commemoration | Accra | | Commemoration marked | | | | | 15,000.00 | | | MoYS | NSA, NSCWGO C, GFA |
| | Improve the Ministry's ICT operations | Accra | | Ministry's ICT operations enhanced | | | | | 20,000.00 | | | MoYS | |
| | Establish and maintain a library in the Ministry | Accra | | Ministry's library established | | | | | 50,000.00 | | | MoYS | |
| | Organize sensitization seminars for sports for development and peace | Accra | | Number of sensitization seminars organized on sports for development and peace | | | | | 10,000.00 | | | MoYS | |
| | Participate in Annual Policy Fairs | Accra | | Number of Public dialogues - Meet the press | | | | | 30,000 | | | MoYS | NSA, NSCWNY A, GFA |

| PROGRAMME/ SUB-PROGRAMME | ACTIVITIES (OPERATIONS) | LOCATION | BASE LINE | OUTPUT INDICATORS | QUARTERLY TIME SCHEDULE | | | | INDICATIVE BUDGET | | | IMPLEMENTING AGENCIES | |
|--|--|----------|--------------|--|----------------------------|-----------------|-----------------|-----------------|-------------------|--------------|-----------------|--------------------------|------------------------------|
| | | | | | 1 ST | 2 ND | 3 RD | 4 TH | GOG (GH¢) | IGF (GH¢) | Donor (US\$) | Lead | Col |
| | Prepare and participate in meet the press series | Accra | | - Press Conferences - Policy Fair | | | | | 40,000 | | | MoYS | NSA, NSCW, NYA, GFA |
| | Fulfill all Media relations obligations | Accra | | | | | | | 40,000 | | | MoYS | NSA, NSCW, NYA, GFA |
| | Recruit a Consultant to prepare workplace HIV/AIDS Policy | Accra | | Sector HIV/AIDS Policy developed | | | | | 10,000 | | | MoYS | NSA, NYA, NSCW |
| | Organize sensitization programmes for staff on HIV/AIDS | Accra | | Number of Staff sensitized on HIV/AIDS | | | | | 10,000 | | | MoYS | |
| Youth Services Youth Infrastructure Development | Renovate 11 Youth Leadership & Skill Training Institutes (YLSTI) namely, Afiencya, Takrowase, Sandema, Issa, Avenorpeme, Asankare, Fawohoyeden, Abura, Nalerigu, Ajumako Afransi & Bawia | Regions | | Number of Youth Leadership & Skill Training Institutes renovated | | | | | 15,400,000 | | | NYA | AESL |
| | Construct and furnish 10 multi-purpose youth and sports centres of excellence in ten Regions | Regions | | Number of Youth Resource Centres constructed and in use. | | | | | 450,000,000.00 | | | NYA | MoYS, AESL |

| PROGRAMME/ SUB-PROGRAMME | ACTIVITIES (OPERATIONS) | LOCATION | BASE LINE | OUTPUT INDICATORS | QUARTERLY TIME SCHEDULE | | | | INDICATIVE BUDGET | | | IMPLEMENTING AGENCIES | |
|-----------------------------|---|-----------|--------------|--|----------------------------|-----------------|-----------------|-----------------|-------------------|--------------|-----------------|--------------------------|------|
| | | | | | 1 ST | 2 ND | 3 RD | 4 TH | GOG (GH¢) | IGF (GH¢) | Donor (US\$) | Lead | Col |
| | Construction of two dormitories, two workshops and a dining hall each for all the 11 YLSTI | Regions | | Number of facilities constructed in YLSTI (dormitories, workshops and dining hall) | | | | | 22,000,000 | | | NYA | AESL |
| | Procure 11 (33-seater) Buses for the Youth Leadership & Skill Training Institutes | Regions | | Number of logistics procured for YLSTI, Regional and district offices (vehicles, motorcycles, computers and accessories, office furniture) | | | | | 7,500,000 | | | NYA | |
| | Provide 11 Pick-up vehicles for the Youth Leadership & Skill Training Institutes | Regions | | | | | | | 3,000,000 | | | NYA | |
| | Procure for Regional Offices 5 (4x4 pick-up) vehicles | Regions | | | | | | | 1,350,000.00 | | | NYA | |
| | Procure 14(4x4 pick-up) vehicles for the Metropolitan and Municipal Secretariats | Districts | | | | | | | 3,800,000.00 | | | | |
| | Procure for Metropolitan, Municipal and District Secretariats 54 Motor Bicycles | Districts | | | | | | | 2,700,000.00 | | | NYA | |
| | Procure four (4x4 station wagon, 6 pick-ups, 3 saloon cars and a 2 (33-seater bus) for national | Accra | | | | | | | 1,475,000.00 | | | NYA | |

| PROGRAMME/ SUB-PROGRAMME | ACTIVITIES (OPERATIONS) | LOCATION | BASE LINE | OUTPUT INDICATORS | QUARTERLY TIME SCHEDULE | | | | INDICATIVE BUDGET | | | IMPLEMENTING AGENCIES | |
|-----------------------------|---|----------|--------------|--|----------------------------|-----------------|-----------------|-----------------|-------------------|--------------|-----------------|--------------------------|------|
| | | | | | 1 ST | 2 ND | 3 RD | 4 TH | GOG (GH¢) | IGF (GH¢) | Donor (US\$) | Lead | Col |
| | secretariat) vehicles for the national secretariat | | | | | | | | | | | | |
| | Procure 200 Computers and accessories for the National, Regional, Metro, Municipal and District Secretariats of the NYA | Regions | | | | | | | 1,250,000.00 | | | NYA | MOYS |
| | Procure Office furniture for National, Regional, Metropolitan, Municipal and District Secretariats | Regions | | | | | | | 525,000.00 | | | NYA | MOYS |
| | Rehabilitate the National, Regional, Metropolitan, Municipal and District Office Buildings | Regions | | Office buildings rehabilitated | | | | | 1,250,000.00 | | | NYA | MOYS |
| | Refurbish and equip existing Youth Centres including the National and four Regional Youth Centres | Regions | | Number of existing youth development Centres refurbished | | | | | 1,375,000.00 | | | NYA | MOYS |
| | Construct and furnish 3 new Youth Centres at three Regional capitals | Regions | | Number of Youth Centres constructed and furnished | | | | | 12,500,000.00 | | | NYA | MOYS |
| | Youth Services | Regions | | Number of youth trained in | | | | | 400,000.00 | | | NYA | . |
| Youth Capacity Development | 4,500 deprived Youth trained in Leadership / Vocational / Technical Skills Annually-Boarding / Lodging expenses etc. | Regions | | - Leadership /Vocational/Technical Skills | | | | | | | | | |

| PROGRAMME/ SUB-PROGRAMME | ACTIVITIES (OPERATIONS) | LOCATION | BASE LINE | OUTPUT INDICATORS | QUARTERLY TIME SCHEDULE | | | | INDICATIVE BUDGET | | | IMPLEMENTING AGENCIES | |
|-----------------------------|---|----------|--------------|--|----------------------------|-----------------|-----------------|-----------------|-------------------|--------------|-----------------|--------------------------|--------------------------------|
| | | | | | 1 ST | 2 ND | 3 RD | 4 TH | GOG (GH¢) | IGF (GH¢) | Donor (US\$) | Lead | Col |
| | Provide informal apprenticeship training for out-of-school youth (STEP Project) for 125,000 unskilled and semi-skilled vulnerable Youth. | Regions | | <ul style="list-style-type: none"> - Informal apprenticeship - Entrepreneurship - Agri-business | | | | | 400,000.00 | | | NYA | |
| | Organize entrepreneurship development programmes for 50,000 youth. | Regions | | | | | | | 12,5000.00 | | | NYA | |
| | Organize short term training in agri-business development experiential and entrepreneurship programmes for 90,950 young farmers and entrepreneurs | Regions | | | | | | | 12,5000.00 | | | NYA | |
| | Establish crop / livestock/animal production units in selected communities | Regions | | Number of Agri-business production units established in communities | | | | | 6,375000.00 | | | NYA | |
| | Placement of Graduate in Skills development on Youth Employment Agency module | Regions | | Number of graduate on Youth Employment Agency module | | | | | 1,250,000.00 | | | NYA | YEA |
| | Establish offices in all Metropolitan, Municipal and District Assemblies (MMDAs) | Regions | | Number of NYA offices established at the district level | | | | | 3,750,000.00 | | | NYA | Min of Local Government, MMDAs |

| PROGRAMME/ SUB-PROGRAMME | ACTIVITIES (OPERATIONS) | LOCATION | BASE LINE | OUTPUT INDICATORS | QUARTERLY TIME SCHEDULE | | | | INDICATIVE BUDGET | | | IMPLEMENTING AGENCIES | |
|-----------------------------|---|---------------|--------------|---|----------------------------|-----------------|-----------------|-----------------|-------------------|--------------|-----------------|--------------------------|------|
| | | | | | 1 ST | 2 ND | 3 RD | 4 TH | GOG (GH¢) | IGF (GH¢) | Donor (US\$) | Lead | Col |
| | Organize Regional dialogues with Regional Coordinating Councils and District Assemblies on Government's youth development policies & programmes on Regional specifics | Regions | | Number of regional dialogues organized on youth priority concerns | | | | | 175,000.00 | | | NYA | MOYS |
| | Organize stakeholders' workshops on integrating the National Youth Policy into the Government agenda on Youth Development | Regions | | Action Plan developed with regional specifics | | | | | 175,000.00 | | | NYA | MOYS |
| | Support activities of national youth-led associations such as Ghana Youth Federation, VOLU, National Cadet Corp, Ghana Scouts Association, Federation of Youth with Disabilities, Head of State Awards Scheme, etc. | Regions | | Number of National-led youth associations supported | | | | | 500,000.00 | | | NYA | |
| | Participate in International Conferences, Seminars etc. and payment of pledges / affiliation fees | International | | Number of International commitments met | | | | | 3,000,000.00 | | | NYA | MOYS |

| PROGRAMME/ SUB-PROGRAMME | ACTIVITIES (OPERATIONS) | LOCATION | BASE LINE | OUTPUT INDICATORS | QUARTERLY TIME SCHEDULE | | | | INDICATIVE BUDGET | | | IMPLEMENTING AGENCIES | |
|-----------------------------|--|----------|--------------|---|----------------------------|-----------------|-----------------|-----------------|-------------------|--------------|-----------------|--------------------------|------|
| | | | | | 1 ST | 2 ND | 3 RD | 4 TH | GOG (GH¢) | IGF (GH¢) | Donor (US\$) | Lead | Col |
| | Organize volunteer development work camps in all 216 Districts | Regions | | Number of district volunteer camps organised | | | | | 15,000,000.00 | | | NYA | MOYS |
| | Organize National, Regional and District Youth Week celebration | Regions | | Number of International and local Youth celebrations activities organised | | | | | 1,000,000.00 | | | NYA | MOYS |
| | Organize International Youth Day Celebrations | Regions | | | | | | | 22,600,000.00 | | | NYA | MOYS |
| | Observe Africa Youth Day | Regions | | | | | | | 5,650,000.00 | | | NYA | MOYS |
| | Dissemination of the National Youth Policy | Regions | | Number of youth policy disseminated | | | | | 1,000,000.00 | | | NYA | MOYS |
| | Meet Administrative expenses of the Authority | Regions | | Financial obligation settled | | | | | 7,000,000.00 | | | NYA | |
| | Promote productive leisure and recreation for the Youth | Regions | | Number of Youth recreation concerns promoted | | | | | 750,000.00 | | | NYA | |
| | Publish quarterly Youth magazine on Youth development and services | Regions | | Number of Youth magazine published and distributed | | | | | 2,500,000.00 | | | NYA | |
| | Continue National Youth Database Project | Regions | | National Youth Database available and accessible | | | | | 500,000.00 | | | NYA | |
| | Sponsor staff to undertake CYP courses in Youth Development Works yearly | Regions | | Number of staff trained in CYP | | | | | 2,500,000.00 | | | NYA | |

| PROGRAMME/ SUB-PROGRAMME | ACTIVITIES (OPERATIONS) | LOCATION | BASE LINE | OUTPUT INDICATORS | QUARTERLY TIME SCHEDULE | | | | INDICATIVE BUDGET | | | IMPLEMENTING AGENCIES | |
|--|---|----------|--------------|--|----------------------------|-----------------|-----------------|-----------------|-------------------|--------------|-----------------|--------------------------|------|
| | | | | | 1 ST | 2 ND | 3 RD | 4 TH | GOG (GH¢) | IGF (GH¢) | Donor (US\$) | Lead | Col |
| | Organize In-service Training Course for teaching, Accounting & Administrative staff | Regions | | Number of training courses organized for Accounts & Administrative staff | | | | | 3,250,000.00 | | | NYA | |
| | Sponsor key officials to undertake capacity building programmes | Regions | | Number of key officials sponsored | | | | | 3,875,000.00 | | | NYA | |
| | Organize annual retreat for national, regional and district officers | Regions | | Number of annual retreats organised for Staff | | | | | 900,000.00 | | | NYA | |
| | Carry out peer education in youth health throughout the country annually | Regions | | Number of peer education programmes organized for the Youth | | | | | 1400,000.00 | | | NYA | MOYS |
| Sports Development Sports Infrastructure Development | Purchase 2 Pick Up Vehicles | Accra | | Number of vehicles purchased | | | | | 400,000.00 | | | NSA | |
| Sports Development Sports Human Resource and Facility Development | Renovate Office and Hostel Block | Winneba | | Number of office and hostel blocks renovated | | | | | 450,000.00 | | | NSC W | |

| PROGRAMME/ SUB-PROGRAMME | ACTIVITIES (OPERATIONS) | LOCATION | BASE LINE | OUTPUT INDICATORS | QUARTERLY TIME SCHEDULE | | | | INDICATIVE BUDGET | | | IMPLEMENTING AGENCIES | |
|--|---|-----------|--------------|--|----------------------------|-----------------|-----------------|-----------------|-------------------|--------------|-----------------|--------------------------|-------------------|
| | | | | | 1 ST | 2 ND | 3 RD | 4 TH | GOG (GH¢) | IGF (GH¢) | Donor (US\$) | Lead | Col |
| Sports Development Sports Events Management | Prepare and Participate in the 2018 Buenos Aires Youth Olympic Games | Argentina | | Number of international and sub-regional competitive sporting events in which Ghana participated | | | | | 340,823.00 | | | NSA | MoYS, GOC |
| | Prepare and participate in 2018 African Youth Games in Algeria | Algeria | | | | | | | 842,878.60 | | | NSA | MoYS, GOC |
| | Prepare and participate in 2018 Commonwealth Games in Australia | Australia | | | | | | | 6,291,646.00 | | | NSA | MoYS, GOC |
| | Prepare and organize 2018 National Sports Festival. | | | Number of local competitions/events organized | | | | | 933,000.00 | | | NSA | MoYS, Sports Ass. |
| | Organize Mass Sports in all Ten (10) Regions and Districts | Regions | | | | | | | 100,000.00 | | | NSA | MoYS, Sports Ass. |
| | Organize inter-District and Regional Competition in Selected Disciplines | Regions | | | | | | | 410,000.00 | | | NSA | MoYS, Sports Ass. |
| | Organize Local Competitions at Zonal and District levels for selected Disciplines | Regions | | | | | | | 410,000.00 | | | NSA | MoYS, Sports Ass. |
| | Organize Tech. courses and Competitions in various Disability Sports | Accra | | | | | | | 600,000.00 | | | NSA | MoYS, Sports Ass. |
| | Provide support for 40 National Sports Associations to attend and | Accra | | Number of sporting associations assisted to fulfil obligations | | | | | 1,800,000.00 | | | NSA | MoYS, Sports Ass. |

| PROGRAMME/ SUB-PROGRAMME | ACTIVITIES (OPERATIONS) | LOCATION | BASE LINE | OUTPUT INDICATORS | QUARTERLY TIME SCHEDULE | | | | INDICATIVE BUDGET | | | IMPLEMENTING AGENCIES | |
|-----------------------------|--|----------|--------------|---|----------------------------|-----------------|-----------------|-----------------|-------------------|--------------|-----------------|--------------------------|-------------------|
| | | | | | 1 ST | 2 ND | 3 RD | 4 TH | GOG (GH¢) | IGF (GH¢) | Donor (US\$) | Lead | Col |
| | participate in international events and competitions including Annual General Meetings (AGMs). | | | | | | | | | | | | |
| | Establish Regional Sports Committee and Districts Sports Unit. | Regions | | Number of regional and district committees/units established | | | | | 100,000.00 | | | NSA | MOYS, RCC, DA's |
| | Meet administrative expenses of the Authority | Regions | | Financial obligation settled | | | | | 2,200,000.00 | | | NSA | MoYS, Sports Ass. |
| | Provide Equipment for Headquarters, Regional, District and Sports Associations Offices | Regions | | Number of equipments purchased for Headquarters, Regional, District and Sports Associations Offices | | | | | 2,000,000.00 | | | NSA | MoYS, Sports Ass. |
| | Continue public private partnership arrangements with Ministry of Finance to provide sports infrastructure at the National Sports Authority. | Accra | | Number of PPP pursued | | | | | 1,000,000.00 | | | NSA | MoYS, Sports Ass. |
| | Organize Capacity Building workshops / Seminars for sports officials and technical coaches. | Regions | | Number of capacity building workshops organized for sports officials and technical coaches | | | | | 200,000.00 | | | NSA | MoYS, Sports Ass. |

| PROGRAMME/ SUB-PROGRAMME | ACTIVITIES (OPERATIONS) | LOCATION | BASE LINE | OUTPUT INDICATORS | QUARTERLY TIME SCHEDULE | | | | INDICATIVE BUDGET | | | IMPLEMENTING AGENCIES | |
|---|---|---------------|--------------|---|----------------------------|-----------------|-----------------|-----------------|-------------------|--------------|-----------------|--------------------------|-----------------------------|
| | | | | | 1 ST | 2 ND | 3 RD | 4 TH | GOG (GH¢) | IGF (GH¢) | Donor (US\$) | Lead | Col |
| Sports Development. Sports Human Resource and Facility Development | Organize soccer and tennis competition during Aboakyire Festival. | Winneba | | Number of local competitions/events organized | | | | | 10,000.00 | | | NSC W | Winneba Traditional Council |
| | Organize training courses for technical personnel of all sporting disciplines | Winneba | | Number training courses organized for technical personnel in sporting disciplines | | | | | 30,000 | | | NSC W | NSC, Sports Association |
| | Provide education and skills training soccer academy and tennis players. | Winneba | | Number of tennis and soccer players educated | | | | | 450,000.00 | | | NSC W | |
| | Provide platform for training of academic graduates to experience High performance training and competition | Winneba | | Number of training platforms available to academic graduates | | | | | 80,000.00 | | | NSC W | |
| | Organize training on fire prevention and safety measures | Winneba | | Number of Staff trained on - fire prevention and safety measures - administrative principles and technical concepts | | | | | 20,000.00 | | | NSC W | MOYS |
| | Staff trained on administrative principles and other technical concepts | Winneba | | | | | | | 90,000.00 | | | NSC W | MOYS |
| | Participate in international competitions | International | | Number of international and sub-regional competitive sporting events in | | | | | 80,000.00 | | | NSC W | MOYS |

| PROGRAMME/ SUB-PROGRAMME | ACTIVITIES (OPERATIONS) | LOCATION | BASE LINE | OUTPUT INDICATORS | QUARTERLY TIME SCHEDULE | | | | INDICATIVE BUDGET | | | IMPLEMENTING AGENCIES | |
|-----------------------------|--|----------|--------------|--|----------------------------|-----------------|-----------------|-----------------|-------------------|--------------|-----------------|--------------------------|--------------|
| | | | | | 1 ST | 2 ND | 3 RD | 4 TH | GOG (GH¢) | IGF (GH¢) | Donor (US\$) | Lead | Col |
| | | | | which Ghana participated. | | | | | | | | | |
| | Prepare annual budget | Winneba | | Number of budgets prepared and approved | | | | | 125,000.00 | | | NSC W | MOYS |
| | Pursue public private partnership to transform the infrastructure stock at the College | Winneba | | Number of PPP pursued | | | | | | | | NSC W | MOYS, MOF |
| | Purchase vehicles for the sector | Winneba | | Number of logistics procured (vehicles, training kits and equipment) | | | | | 500,000.00 | | | NSC W | MOYS, MOF |
| | Procure training kits and equipment for soccer and tennis academies | Winneba | | | | | | | 70,000.00 | | | NSC- W | MOYS, MOF |
| | Renovate facilities at the College | Winneba | | Number of college facilities renovated | | | | | 1,500,000.00 | | | NSC- W | MOYS, MOF |
| | Establish sports Colleges in collaboration with the private sector | Regions | | Number of Sports Colleges established and functional | | | | | | | | NSC- W | MOYS, MOF |

5.3 SECTOR ANNUAL ACTION PLAN (AAP) 2019

The following is the annual action plan of the MoYS for 2019. The plan is organized around the programmes being undertaken by the Sector for 2018-2021.

Table 31: Sector Annual Action Plan (AAP) 2019

| Thematic Area: Social Development | | | | | | | | | | | | | |
|---|--|---|------------------------------------|--|----------------------------|-----------------|-----------------|-----------------|----------------------|--------------|-----------------|------------------------------|---------------------------|
| Development Dimension: - Create opportunities for all | | | | | | | | | | | | | |
| PROGRAMM E/ SUB- PROGRAMM E | ACTIVITIES (OPERATIONS) | LOCATION | BASELI NE | OUTPUT INDICAT ORS | QUARTERLY TIME SCHEDULE | | | | INDICATIVE BUDGET | | | IMPLEMENT ING AGENCIES | |
| | | | | | 1 ST | 2 ND | 3 RD | 4 TH | GOG (GH¢) | IGF (GH¢) | Donor (US\$) | Lead | Col |
| Management & Admin. General Administration | Rehabilitate one (1) major stadia | Accra, Tamale, Kumasi, Essipong and Cape Coast | No major rehabilitat ion yet | Number of stadia rehabilitate d | | | | | 6,000, 000.0 0 | | | MoYS, NSA | MOF |
| | | | | | | | | | | | | | |
| | Attend all Youth and Sports Ministers conference | International | | Number of conferences attended | | | | | 150,0 00.00 | | | MoYS | NSA, NYA, NSC- W |
| | Participate in International Youth and Sports Conferences (ECOWAS, AU, C’Wealth, UN) | International | | | | | | | 150,0 00.00 | | | MoYS | NSA, NYA, NSC- W |
| | Participate in joint bilateral relations programmes | International | | Number of Joint bilateral relations programme s facilitated | | | | | 100,0 00.00 | | | MoYS | NSA, NYA, NSC- W |

| Thematic Area: Social Development | | | | | | | | | | | | | | |
|---|--|---------------|--------------|---|----------------------------|-----------------|-----------------|-----------------|----------------------|--------------|-----------------|------------------------------|---------------------|---------------------|
| Development Dimension: - Create opportunities for all | | | | | | | | | | | | | | |
| PROGRAMM E/ SUB- PROGRAMM E | ACTIVITIES (OPERATIONS) | LOCATION | BASELI NE | OUTPUT INDICAT ORS | QUARTERLY TIME SCHEDULE | | | | INDICATIVE BUDGET | | | IMPLEMENT ING AGENCIES | | |
| | | | | | 1 ST | 2 ND | 3 RD | 4 TH | GOG (GH¢) | IGF (GH¢) | Donor (US\$) | Lead | Col | |
| | Facilitate Black Stars preparation and participation in the 2019 African Cup of Nations Tournament | International | | Number of competition s facilitated (Black Stars, Satellites, Starlets, Queens, Princess, Maidens) | | | | | | | | MOYS | NSA, GFA, MOF | |
| | Facilitate Black Satellites participation in the 2019 U-20 African Cup of Nations Tournament | International | | | | | | | | | | | MOYS | NSA, GFA, MOF |
| | Facilitate the Black Satellites participation in the 2019 FIFA U-20 World Cup Tournament | International | | | | | | | | | | | MOYS | NSA, GFA, MOF |
| | Facilitate the Black Starlets participation in the 2019 U-17 African Cup of Nations Tournament | International | | | | | | | | | | | MOYS | NSA, GFA, MOF |
| | Facilitate the Black Starlets participation in the 2019 FIFA U-17 World Cup Tournament | International | | | | | | | | | | | MOYS | NSA, GFA, MOF |

| Thematic Area: Social Development | | | | | | | | | | | | | |
|---|---|---------------|----------|--|----------------------------|-----------------|-----------------|-----------------|----------------------|--------------|-----------------|--------------------------|--------------------|
| Development Dimension: - Create opportunities for all | | | | | | | | | | | | | |
| PROGRAMME/ SUB-PROGRAMME | ACTIVITIES (OPERATIONS) | LOCATION | BASELINE | OUTPUT INDICATORS | QUARTERLY TIME SCHEDULE | | | | INDICATIVE BUDGET | | | IMPLEMENTING AGENCIES | |
| | | | | | 1 ST | 2 ND | 3 RD | 4 TH | GOG (GH¢) | IGF (GH¢) | Donor (US\$) | Lead | Col |
| | | | | | | | | | | | | | |
| | Facilitate the Black Queens participation in the 2019 FIFA Women's World Cup Tournament | International | | | | | | | | | | MOYS | NSA, GFA, MOF |
| | Facilitate the Black Princesses participation in the African U-20 Women's World Cup Qualifying Tournament | Africa | | | | | | | | | | MOYS | NSA, GFA, MOF |
| | Facilitate the Black Maidens participation in the 2020 African U-17 Women's World Cup Qualifying Tournament | Africa | | | | | | | 60,000,000.00 | | | MOYS | NSA, GFA, MOF |
| | Promotion of School Sports and Security Services | Accra | | Number of School Sports and Security Services promoted | | | | | 200,000.00 | | | MoYS | NSA, MOE, GES, GFA |

| Thematic Area: Social Development | | | | | | | | | | | | | |
|---|--|----------|--------------|---|----------------------------|-----------------|-----------------|-----------------|----------------------|--------------|-----------------|------------------------------|--------------------------|
| Development Dimension: - Create opportunities for all | | | | | | | | | | | | | |
| PROGRAMM E/ SUB- PROGRAMM E | ACTIVITIES (OPERATIONS) | LOCATION | BASELI NE | OUTPUT INDICAT ORS | QUARTERLY TIME SCHEDULE | | | | INDICATIVE BUDGET | | | IMPLEMENT ING AGENCIES | |
| | | | | | 1 ST | 2 ND | 3 RD | 4 TH | GOG (GH¢) | IGF (GH¢) | Donor (US\$) | Lead | Col |
| | Meet administrative expenses of the Ministry | Accra | | Administrat ive expenses of the Ministry met | | | | | 1,500, 000.0 0 | | | MoYS | MOF |
| | Arrange meetings for Audit Committee (AC). | Accra | | Number of ARIC meetings organized | | | | | 60,00 0.00 | | | MoYS | GAA |
| | Organize administrative meetings on sector programmes and activities | Accra | | Number of Administrat ive meetings organized on sector programme s | | | | | 100,0 00.00 | | | MoYS | NYA, NSA, NSC W |
| | Pay for outstanding bills at the Ministry | Accra | | Outstanding bills at the Ministry paid | | | | | 3,000, 000.0 0 | | | MoYS | MOF |

| Thematic Area: Social Development | | | | | | | | | | | | | |
|---|---|----------|----------|---|-------------------------|-----------------|-----------------|-----------------|-------------------|-----------|--------------|-----------------------|-----|
| Development Dimension: - Create opportunities for all | | | | | | | | | | | | | |
| PROGRAMME/ SUB-PROGRAMME | ACTIVITIES (OPERATIONS) | LOCATION | BASELINE | OUTPUT INDICATORS | QUARTERLY TIME SCHEDULE | | | | INDICATIVE BUDGET | | | IMPLEMENTING AGENCIES | |
| | | | | | 1 ST | 2 ND | 3 RD | 4 TH | GOG (GH¢) | IGF (GH¢) | Donor (US\$) | Lead | Col |
| | Establish the Youth Development Authority | Accra | | Youth development Authority Established | | | | | 600,000.00 | | | MOYS | NYA |
| Management and Administration Human Resource | Train eight (8) senior staff in Monitoring and Evaluation | Accra | | No. of staff trained in Monitoring and Evaluation | | | | | 10,000 | | | MoYS | |
| | Sponsor Chief Director to participate in conference of Chief Executives and Chief Directors | Accra | | Number of Chief Executives and Chief Directors sponsored | | | | | 15,000 | | | MoYS | |
| | Train seven (7) member of staff in D.P.A | Accra | | Number of staff trained (DPA, Senior Mgt, secretarial course, scheme of service, procuremen | | | | | 15,000 | | | MoYS | |
| | Train eight (8) members of staff in Senior Management at GIMPA | Accra | | | | | | | 15,000 | | | MoYS | |
| | Train twelve (12) Secretaries in Senior Secretarial course | Accra | | | | | | | 8,000 | | | MoYS | |

| Thematic Area: Social Development | | | | | | | | | | | | | |
|---|--|----------|----------|---|----------------------------|-----------------|-----------------|-----------------|----------------------|--------------|-----------------|--------------------------|-----|
| Development Dimension: - Create opportunities for all | | | | | | | | | | | | | |
| PROGRAMME/ SUB-PROGRAMME | ACTIVITIES (OPERATIONS) | LOCATION | BASELINE | OUTPUT INDICATORS | QUARTERLY TIME SCHEDULE | | | | INDICATIVE BUDGET | | | IMPLEMENTING AGENCIES | |
| | | | | | 1 ST | 2 ND | 3 RD | 4 TH | GOG (GH¢) | IGF (GH¢) | Donor (US\$) | Lead | Col |
| | Organize in-house training programmes for staff | Accra | | t & admin, financial Mgt, Performance Mgt, C.P.A, PR, ICT, Administrative Skills, National Road Act, Office Customer Care, records management, Audit Principles and Techniques) | | | | | 20,000 | | | MoYS | |
| | Train fifteen (15) staff at the civil service training centre on scheme of service training annually | Accra | | | | | | | 20,000 | | | MoYS | |
| | Organize a workshop for 15 staff on Administrative Skills. | Accra | | | | | | | 30,000 | | | MoYS | |
| | Organize a workshop for 5 drivers on the National Road Act, 2004 (Act 683). | Accra | | | | | | | 5,000 | | | MoYS | |
| | Organize a workshop for ten (10) Secretaries on Office Customer Care. | Accra | | | | | | | 6,000 | | | MoYS | |
| | Train one officer in procurement contract and administration. | Accra | | | | | | | 5,000 | | | MoYS | |
| | Organize a workshop on records management for 4 record officers | Accra | | | | | | | 10,000 | | | MoYS | |

| Thematic Area: Social Development | | | | | | | | | | | | | |
|---|--|----------|----------|-------------------|-------------------------|-----------------|-----------------|-----------------|-------------------|-----------|--------------|-----------------------|-----|
| Development Dimension: - Create opportunities for all | | | | | | | | | | | | | |
| PROGRAMME/ SUB-PROGRAMME | ACTIVITIES (OPERATIONS) | LOCATION | BASELINE | OUTPUT INDICATORS | QUARTERLY TIME SCHEDULE | | | | INDICATIVE BUDGET | | | IMPLEMENTING AGENCIES | |
| | | | | | 1 ST | 2 ND | 3 RD | 4 TH | GOG (GH¢) | IGF (GH¢) | Donor (US\$) | Lead | Col |
| | Organize a training programme on Audit Principles and Techniques | Accra | | | | | | | 10,000 | | | MoYS | |
| | Train two Accounting Staff in Financial Management | Accra | | | | | | | 10,000 | | | MoYS | |
| | Train 20 middle level staff in Performance Management. | Accra | | | | | | | 10,000 | | | MoYS | |
| | Train two (2) senior staff in C.P.A | Accra | | | | | | | 20,000 | | | MoYS | |
| | Train two members of staff in public relation course. | Accra | | | | | | | 8,000 | | | MoYS | |
| | Train four Senior Officers in ICT and Information Management | Accra | | | | | | | 10,000 | | | MoYS | |
| | Facilitate promotional interviews for staff | Accra | | | | | | | 15,000 | | | MoYS | |
| | Payment to two (2) Consultants recruited | Accra | | | | | | | 168,000 | | | MoYS | |

| Thematic Area: Social Development | | | | | | | | | | | | | |
|---|--|----------|----------|--|-------------------------|-----------------|-----------------|-----------------|-------------------|-----------|--------------|-----------------------|--|
| Development Dimension: - Create opportunities for all | | | | | | | | | | | | | |
| PROGRAMME/ SUB-PROGRAMME | ACTIVITIES (OPERATIONS) | LOCATION | BASELINE | OUTPUT INDICATORS | QUARTERLY TIME SCHEDULE | | | | INDICATIVE BUDGET | | | IMPLEMENTING AGENCIES | |
| | | | | | 1 ST | 2 ND | 3 RD | 4 TH | GOG (GH¢) | IGF (GH¢) | Donor (US\$) | Lead | Col |
| | Personal Development Programmes for Directors | Accra | | | | | | | 20,000 | | | MoYS | |
| Management and Administration. Policy Planning, Budgeting, Monitoring and Evaluation | Organize 3 Stakeholder workshops on the National Sports College Bill | Regional | | Number of stakeholder workshops organized on draft sports college bill | | | | | 60,000.00 | | | MoYS | NSC W, NSA, NYA, GFA, GOC, Sports s Ass. |
| | Develop regulations on the Sports Act | Accra | | Number of legislations developed for Sports Act | | | | | 40,000.00 | | | MoYS | NSC W, NSA, NYA, GFA, GOC, Sports s Ass., Cabinet, Parliament, |

| Thematic Area: Social Development | | | | | | | | | | | | | |
|---|---|----------|----------|---|----------------------------|-----------------|-----------------|-----------------|----------------------|--------------|-----------------|--------------------------|----------------|
| Development Dimension: - Create opportunities for all | | | | | | | | | | | | | |
| PROGRAMME/ SUB-PROGRAMME | ACTIVITIES (OPERATIONS) | LOCATION | BASELINE | OUTPUT INDICATORS | QUARTERLY TIME SCHEDULE | | | | INDICATIVE BUDGET | | | IMPLEMENTING AGENCIES | |
| | | | | | 1 ST | 2 ND | 3 RD | 4 TH | GOG (GH¢) | IGF (GH¢) | Donor (US\$) | Lead | Col |
| | | | | | | | | | | | | | AG's Dept |
| | Revise Sports Policy | Accra | | Number of stakeholder meetings organized to revise sports policy | | | | | 50,000.00 | | | MoYS | NYA, NSA, NSCW |
| | Organize quarterly meetings to review Ministry's Programmes and Activities. | Accra | | Ministries activities and programmes reviewed and work performance improved | | | | | 30,000.00 | | | MoYS | NYA, NSA, NSCW |
| | Organize mid-year and annual review conference on sector programmes and activities. | Accra | | Number of review meetings organized on programme | | | | | 60,000.00 | | | MoYS | NYA, NSA, NSCW |

| Thematic Area: Social Development | | | | | | | | | | | | | |
|---|---|----------|----------|--|-------------------------|-----------------|-----------------|-----------------|-------------------|--------------|-----------------|-----------------------|--|
| Development Dimension: - Create opportunities for all | | | | | | | | | | | | | |
| PROGRAMME/ SUB-PROGRAMME | ACTIVITIES (OPERATIONS) | LOCATION | BASELINE | OUTPUT INDICATORS | QUARTERLY TIME SCHEDULE | | | | INDICATIVE BUDGET | | | IMPLEMENTING AGENCIES | |
| | | | | | 1 ST | 2 ND | 3 RD | 4 TH | GOG (GH¢) | IGF (GH¢) | Donor (US\$) | Lead | Col |
| | | | | s and activities | | | | | | | | | |
| | Briefing on Revised Sports Policy | Accra | | Number of briefing made to stakeholders on sports policy | | | | | 32,000.00 | | | MoYS | NYA, NSA, NSCW, Sports Association, Parliament |
| | Prepare sector Annual progress report | Accra | | Number of annual reports prepared | | | | | 15,000.00 | | | MoYS | NYA, NSA, NSCW |
| | Conduct quarterly monitoring and evaluation of the sectors programmes | Regions | | Number of M&E conducted | | | | | 20,000.00 | | | MoYS | NYA, NSA, NSCW |
| | Develop a Youth in Sports Module to | Accra | | Number of Athletes | | | | | 50,000.00 | | | MoYS | YEA, NSA, |

| Thematic Area: Social Development | | | | | | | | | | | | | |
|---|---|----------|--------------|--|----------------------------|-----------------|-----------------|-----------------|----------------------|--------------|-----------------|------------------------------|---|
| Development Dimension: - Create opportunities for all | | | | | | | | | | | | | |
| PROGRAMM E/ SUB- PROGRAMM E | ACTIVITIES (OPERATIONS) | LOCATION | BASELI NE | OUTPUT INDICAT ORS | QUARTERLY TIME SCHEDULE | | | | INDICATIVE BUDGET | | | IMPLEMENT ING AGENCIES | |
| | | | | | 1 ST | 2 ND | 3 RD | 4 TH | GOG (GH¢) | IGF (GH¢) | Donor (US\$) | Lead | Col |
| | support Athletes especially females | | | supported under Youth in Sports Module | | | | | | | | | NSC W |
| | Develop regulations on the Youth Act | Accra | | Number of legislations developed for Youth Act | | | | | 50,00 0.00 | | | MoYS | NYA, Youth federa tions, Parlia ment, AG's Dept |
| | Create Sports Fund to Support financing of Sports | Accra | | Sports Fund established | | | | | 55,00 0.00 | | | MoYS | NSC W, NSA, NYA, GFA, GOC, Sports s Ass., Cabin |

| Thematic Area: Social Development | | | | | | | | | | | | | |
|---|---|---------------|----------|--|-------------------------|-----------------|-----------------|-----------------|-------------------|--------------|-----------------|-----------------------|----------------------------------|
| Development Dimension: - Create opportunities for all | | | | | | | | | | | | | |
| PROGRAMME/ SUB-PROGRAMME | ACTIVITIES (OPERATIONS) | LOCATION | BASELINE | OUTPUT INDICATORS | QUARTERLY TIME SCHEDULE | | | | INDICATIVE BUDGET | | | IMPLEMENTING AGENCIES | |
| | | | | | 1 ST | 2 ND | 3 RD | 4 TH | GOG (GH¢) | IGF (GH¢) | Donor (US\$) | Lead | Col |
| | | | | | | | | | | | | | et, Parliament, MoF, AG's Dept |
| | Prepare annual budget | Accra | | Number of budgets prepared and approved | | | | | 100,000.00 | | | MoYS | NYA, NSA, NSC W, MoF, Parliament |
| Management and Administration. Research, Statistics and Information Management | Participate in World Anti-Doping Agency and Regional Anti-Doping Conferences, Seminars and Workshops. | International | | Number of Anti-doping conferences, Seminars and Workshops attended | | | | | 50,000.00 | | | MoYS | NSA, NSC WGO C, GFA |
| | Organize sensitization workshop on Anti-Doping. | Regional | | Number of sensitization | | | | | 60,000.00 | | | MoYS | NSA, NSC |

| Thematic Area: Social Development | | | | | | | | | | | | | |
|---|--|----------|----------|--|-------------------------|-----------------|-----------------|-----------------|-------------------|--------------|-----------------|-----------------------|---------------------|
| Development Dimension: - Create opportunities for all | | | | | | | | | | | | | |
| PROGRAMME/ SUB-PROGRAMME | ACTIVITIES (OPERATIONS) | LOCATION | BASELINE | OUTPUT INDICATORS | QUARTERLY TIME SCHEDULE | | | | INDICATIVE BUDGET | | | IMPLEMENTING AGENCIES | |
| | | | | | 1 ST | 2 ND | 3 RD | 4 TH | GOG (GH¢) | IGF (GH¢) | Donor (US\$) | Lead | Col |
| | | | | n workshop organized on Anti-doping | | | | | | | | | WGO C, GFA |
| | Organize May 9th Commemoration | Accra | | Commemoration marked | | | | | 20,000.00 | | | MoYS | NSA, NSC WGO C, GFA |
| | Improve the Ministry's ICT operations | Accra | | Ministry's ICT operations enhanced | | | | | 20,000.00 | | | MoYS | |
| | Establish and maintain a library in the Ministry | Accra | | Ministry's library established | | | | | 60,000.00 | | | MoYS | |
| | Organize sensitization seminars for sports for development and peace | Accra | | Number of sensitization seminars organized on sports for | | | | | 15,000.00 | | | MoYS | |

| Thematic Area: Social Development | | | | | | | | | | | | | |
|---|---|----------|----------|---|-------------------------|-----------------|-----------------|-----------------|-------------------|--------------|-----------------|-----------------------|---------------------|
| Development Dimension: - Create opportunities for all | | | | | | | | | | | | | |
| PROGRAMME/ SUB-PROGRAMME | ACTIVITIES (OPERATIONS) | LOCATION | BASELINE | OUTPUT INDICATORS | QUARTERLY TIME SCHEDULE | | | | INDICATIVE BUDGET | | | IMPLEMENTING AGENCIES | |
| | | | | | 1 ST | 2 ND | 3 RD | 4 TH | GOG (GH¢) | IGF (GH¢) | Donor (US\$) | Lead | Col |
| | | | | development and peace | | | | | | | | | |
| | Participate in Annual Policy Fairs | Accra | | Number of Public dialogues - Meet the press - Press Conference - Policy Fair | | | | | 30,000 | | | MoYS | NSA, NSCW, NYA, GFA |
| | Prepare and participate in meet the press series | Accra | | | | | | | 50,000 | | | MoYS | NSA, NSCW, NYA, GFA |
| | Fulfill all Media relations obligations | Accra | | | | | | | 60,000 | | | MoYS | NSA, NSCW, NYA, GFA |
| | Organize sensitization programmes for staff on HIV/AIDS | Accra | | Sector HIV/AIDS Policy developed | | | | | 15,000 | | | MoYS | |

| Thematic Area: Social Development | | | | | | | | | | | | | |
|---|--|-----------|----------|---|-------------------------|-----------------|-----------------|-----------------|-------------------|-----------|--------------|-----------------------|------|
| Development Dimension: - Create opportunities for all | | | | | | | | | | | | | |
| PROGRAMME/ SUB-PROGRAMME | ACTIVITIES (OPERATIONS) | LOCATION | BASELINE | OUTPUT INDICATORS | QUARTERLY TIME SCHEDULE | | | | INDICATIVE BUDGET | | | IMPLEMENTING AGENCIES | |
| | | | | | 1 ST | 2 ND | 3 RD | 4 TH | GOG (GH¢) | IGF (GH¢) | Donor (US\$) | Lead | Col |
| Youth Services. Youth Infrastructure Development | Procure for Regional Offices 5(4x4 pick-up) vehicles | Regions | | Number of logistics procured for YLSTI, Regional and district offices (vehicles, motorcycles , computers and accessories, office furniture) | | | | | 1,350,000.00 | | | NYA | |
| | Procure 14 (4x4 pick-up) vehicles for the Metropolitan and Municipal Secretariats | Districts | | | | | | | 3,800,000.00 | | | | |
| | Procure for Metropolitan, Municipal and District Secretariats 108 Motor Bicycles | Districts | | | | | | | 2,700,000.00 | | | NYA | |
| | Procure four (4x4 station wagon,6 pick-ups ,3 saloon cars and a 2 (33- seater bus) for national secretariat) vehicles for the national secretariat | Accra | | | | | | | 1,475,000.00 | | | NYA | |
| | Procure 200 Computers and accessories for the National, Regional, | Regions | | | | | | | | | | NYA | MOYS |

| Thematic Area: Social Development | | | | | | | | | | | | | |
|---|--|----------|--------------|--|----------------------------|-----------------|-----------------|-----------------|----------------------|--------------|-----------------|------------------------------|------|
| Development Dimension: - Create opportunities for all | | | | | | | | | | | | | |
| PROGRAMM E/ SUB- PROGRAMM E | ACTIVITIES (OPERATIONS) | LOCATION | BASELI NE | OUTPUT INDICAT ORS | QUARTERLY TIME SCHEDULE | | | | INDICATIVE BUDGET | | | IMPLEMENT ING AGENCIES | |
| | | | | | 1 ST | 2 ND | 3 RD | 4 TH | GOG (GH¢) | IGF (GH¢) | Donor (US\$) | Lead | Col |
| | Metro, Municipal and District Secretariats of the NYA | | | | | | | | 1,250,000.00 | | | | |
| | Procure Office furniture for National, Regional, Metropolitan, Municipal and District Secretariats | Regions | | | | | | | 525,000.00 | | | NYA | MOYS |
| | Rehabilitate the National, Regional, Metropolitan, Municipal and District Office Buildings | Regions | | Office buildings rehabilitated | | | | | 1,250,000.00 | | | NYA | MOYS |
| | Refurbish and equip existing Youth Centres including the National and four Regional Youth Centres | Regions | | Number of existing youth development Centres refurbished | | | | | 1,375,000.00 | | | NYA | MOYS |
| Youth Services. Youth Capacity Development | Provide informal apprenticeship training for out-of-school youth (STEP Project) for 500,000 unskilled and semi-skilled vulnerable Youth. | Regions | | Number of youth trained in - STEP Project - Entrepreneursh | | | | | 400,000.00 | | | NYA | |

| Thematic Area: Social Development | | | | | | | | | | | | | |
|---|---|----------|----------|---|----------------------------|-----------------|-----------------|-----------------|----------------------|--------------|-----------------|--------------------------|-----|
| Development Dimension: - Create opportunities for all | | | | | | | | | | | | | |
| PROGRAMME/ SUB-PROGRAMME | ACTIVITIES (OPERATIONS) | LOCATION | BASELINE | OUTPUT INDICATORS | QUARTERLY TIME SCHEDULE | | | | INDICATIVE BUDGET | | | IMPLEMENTING AGENCIES | |
| | | | | | 1 ST | 2 ND | 3 RD | 4 TH | GOG (GH¢) | IGF (GH¢) | Donor (US\$) | Lead | Col |
| | Organize entrepreneurship development programmes for 50,000 youth. | Regions | | ip development programme | | | | | 12,500.00 | | | NYA | |
| | Organize short term training in agri-business development experiential and entrepreneurship programmes for 90,950 young farmers and entrepreneurs | Regions | | - Informal apprenticeship - Entrepreneurship - Agribusinesses | | | | | 12,500.00 | | | NYA | |
| | Establish crop / livestock/animal production units in selected communities | Regions | | Number of Agri-business production units established in communities | | | | | 6,375,000.00 | | | NYA | |

| Thematic Area: Social Development | | | | | | | | | | | | | |
|---|---|----------|----------|---|----------------------------|-----------------|-----------------|-----------------|----------------------|--------------|-----------------|--------------------------|--------------------------------|
| Development Dimension: - Create opportunities for all | | | | | | | | | | | | | |
| PROGRAMME/ SUB-PROGRAMME | ACTIVITIES (OPERATIONS) | LOCATION | BASELINE | OUTPUT INDICATORS | QUARTERLY TIME SCHEDULE | | | | INDICATIVE BUDGET | | | IMPLEMENTING AGENCIES | |
| | | | | | 1 ST | 2 ND | 3 RD | 4 TH | GOG (GH¢) | IGF (GH¢) | Donor (US\$) | Lead | Col |
| | Placement of Graduate in Skills development on Youth Employment Agency module | Regions | | Number of graduate on Youth Employment Agency module | | | | | 1,250,000.00 | | | NYA | YEA |
| | Establish offices in all Metropolitan, Municipal and District Assemblies (MMDAs) | Regions | | Number of NYA offices established at the district level | | | | | 3,750,000.00 | | | NYA | Min of Local Government, MMDAs |
| | Organize Regional dialogues with Regional Coordinating Councils and District Assemblies on Government's youth development policies & programmes on Regional specifics | Regions | | Number of regional dialogues organized on youth priority concerns | | | | | 175,000.00 | | | NYA | MOYS |
| | Organize stakeholder's workshops on integrating the National | Regions | | Action Plan developed with | | | | | 175,000.00 | | | NYA | MOYS |

| Thematic Area: Social Development | | | | | | | | | | | | | |
|---|---|---------------|----------|---|----------------------------|-----------------|-----------------|-----------------|----------------------|--------------|-----------------|--------------------------|------|
| Development Dimension: - Create opportunities for all | | | | | | | | | | | | | |
| PROGRAMME/ SUB-PROGRAMME | ACTIVITIES (OPERATIONS) | LOCATION | BASELINE | OUTPUT INDICATORS | QUARTERLY TIME SCHEDULE | | | | INDICATIVE BUDGET | | | IMPLEMENTING AGENCIES | |
| | | | | | 1 ST | 2 ND | 3 RD | 4 TH | GOG (GH¢) | IGF (GH¢) | Donor (US\$) | Lead | Col |
| | Youth Policy into the Government agenda on Youth Development | | | regional specifics | | | | | | | | | |
| | Support activities of national youth-led associations such as Ghana Youth Federation, VOLU, National Cadet Corp, Ghana Scouts Association, Federation of Youth with Disabilities, Head of State Awards Scheme, etc. | Regions | | Number of National-led youth associations supported | | | | | 500,000.00 | | | NYA | |
| | Participate in International Conferences, Seminars etc. and payment of pledges / affiliation fees | International | | Number of International commitments met | | | | | 3,000,000.00 | | | NYA | MOYS |
| | Establish a functional National Youth Parliament | Regions | | No. of functional Youth | | | | | 4,000,000.00 | | | NYA | MOYS |

| Thematic Area: Social Development | | | | | | | | | | | | | |
|---|---|----------|----------|---|----------------------------|-----------------|-----------------|-----------------|----------------------|---------------|-----------------|--------------------------|------|
| Development Dimension: - Create opportunities for all | | | | | | | | | | | | | |
| PROGRAMME/ SUB-PROGRAMME | ACTIVITIES (OPERATIONS) | LOCATION | BASELINE | OUTPUT INDICATORS | QUARTERLY TIME SCHEDULE | | | | INDICATIVE BUDGET | | | IMPLEMENTING AGENCIES | |
| | | | | | 1 ST | 2 ND | 3 RD | 4 TH | GOG (GH¢) | IGF (GH¢) | Donor (US\$) | Lead | Col |
| | | | | Parliament established | | | | | | | | | |
| | Organize volunteer development work camps in all 216 Districts | Regions | | Number of district volunteer camps organised | | | | | | 15,000,000.00 | | NYA | MOYS |
| | Organize National, Regional and District Youth Week celebration | Regions | | Number of International and local Youth celebrations activities organized | | | | | 1,000,000.00 | | | NYA | MOYS |
| | Organize International Youth Day Celebrations | Regions | | | | | | | 22,600,000.00 | | | NYA | MOYS |
| | Observe Africa Youth Day | Regions | | | | | | | 5,650,000.00 | | | NYA | MOYS |
| | Dissemination of the National Youth Policy | Regions | | Number of youth policy disseminated | | | | | 1,000,000.00 | | | NYA | MOYS |
| | Meet Administrative expenses of the Authority | Regions | | Financial obligation settled | | | | | 7,000,000.00 | | | NYA | |

| Thematic Area: Social Development | | | | | | | | | | | | | |
|---|---|----------|----------|--|-------------------------|-----------------|-----------------|-----------------|-------------------|--------------|-----------------|-----------------------|-----|
| Development Dimension: - Create opportunities for all | | | | | | | | | | | | | |
| PROGRAMME/ SUB-PROGRAMME | ACTIVITIES (OPERATIONS) | LOCATION | BASELINE | OUTPUT INDICATORS | QUARTERLY TIME SCHEDULE | | | | INDICATIVE BUDGET | | | IMPLEMENTING AGENCIES | |
| | | | | | 1 ST | 2 ND | 3 RD | 4 TH | GOG (GH¢) | IGF (GH¢) | Donor (US\$) | Lead | Col |
| | Promote productive leisure and recreation for the Youth | Regions | | Number of Youth recreation concerns promoted | | | | | 750,000.00 | | | NYA | |
| | Publish quarterly Youth magazine on Youth development and services | Regions | | Number of Youth magazine published and distributed | | | | | 2,500,000.00 | | | NYA | |
| | Continue National Youth Database Project | Regions | | National Youth Database available and accessible | | | | | 500,000.00 | | | NYA | |
| | Sponsor staff to undertake CYP courses in Youth Development Works yearly | Regions | | Number of staff trained in CYP | | | | | 2,500,000.00 | | | NYA | |
| | Organize In-service Training Course for teaching, Accounting & Administrative staff | Regions | | Number of training courses organized for | | | | | 3,250,000.00 | | | NYA | |

| Thematic Area: Social Development | | | | | | | | | | | | | |
|---|--|----------|--------------|---|----------------------------|-----------------|-----------------|-----------------|----------------------|--------------|-----------------|------------------------------|------|
| Development Dimension: - Create opportunities for all | | | | | | | | | | | | | |
| PROGRAMM E/ SUB- PROGRAMM E | ACTIVITIES (OPERATIONS) | LOCATION | BASELI NE | OUTPUT INDICAT ORS | QUARTERLY TIME SCHEDULE | | | | INDICATIVE BUDGET | | | IMPLEMENT ING AGENCIES | |
| | | | | | 1 ST | 2 ND | 3 RD | 4 TH | GOG (GH¢) | IGF (GH¢) | Donor (US\$) | Lead | Col |
| | | | | Accounts & Administrat ive staff | | | | | | | | | |
| | Sponsor key officials to undertake capacity building programmes | Regions | | Number of key officials sponsored | | | | | 3,875,000.00 | | | NYA | |
| | Organize annual retreat for national, regional and district officers | Regions | | Number of annual retreats organized for Staff | | | | | 900,000.00 | | | NYA | |
| | Monitor and Evaluate Youth programmes and projects. | Regions | | Number of youth programmes and projects evaluated. | | | | | 625,000.00 | | | NYA | |
| | Carry out peer education in youth health throughout the country annually | Regions | | Number of peer education programmes organized for the Youth | | | | | 1,400,000.00 | | | NYA | MOYS |

| Thematic Area: Social Development | | | | | | | | | | | | | |
|--|--|----------|--------------|---|----------------------------|-----------------|-----------------|-----------------|-----------------------|------------------|-----------------|------------------------------|----------|
| Development Dimension: - Create opportunities for all | | | | | | | | | | | | | |
| PROGRAMM E/ SUB- PROGRAMM E | ACTIVITIES (OPERATIONS) | LOCATION | BASELI NE | OUTPUT INDICAT ORS | QUARTERLY TIME SCHEDULE | | | | INDICATIVE BUDGET | | | IMPLEMENT ING AGENCIES | |
| | | | | | 1 ST | 2 ND | 3 RD | 4 TH | GOG (GH¢) | IGF (GH¢) | Donor (US\$) | Lead | Col |
| Sports Development. | Maintain all National Football stadia | Tamale | | No. of stadia maintained | | | | | 4,000, 000.0 0 | 1,000, 000.00 | | NSA | MoY S |
| Sports Infrastructure Development | Rehabilitate Sports facilities to be Disability friendly | Regional | | No. of sports facilities rehabilitate d to be disability friendly | | | | | 450,0 00.00 | | | NSA | MoY S |
| | Construct one (1) modern multi-purpose sports hall | Regional | | No. of multi- purpose spall hall constructed | | | | | 20,00 0,000. 00 | | | NSA | MoY S |
| | Purchase 2 Pick Up Vehicles | Accra | | Number of vehicles purchased | | | | | 400,0 00.00 | | | NSA | |
| Sports Development. Sports Human Resource and | Renovate Office and Hostel Block | Winneba | | Number of office and hostel blocks renovated | | | | | 400,0 00.00 | | | NSCW | |

| Thematic Area: Social Development | | | | | | | | | | | | | |
|---|---|---------------|----------|--|----------------------------|-----------------|-----------------|-----------------|----------------------|--------------|-----------------|--------------------------|-------------------|
| Development Dimension: - Create opportunities for all | | | | | | | | | | | | | |
| PROGRAMME/ SUB-PROGRAMME | ACTIVITIES (OPERATIONS) | LOCATION | BASELINE | OUTPUT INDICATORS | QUARTERLY TIME SCHEDULE | | | | INDICATIVE BUDGET | | | IMPLEMENTING AGENCIES | |
| | | | | | 1 ST | 2 ND | 3 RD | 4 TH | GOG (GH¢) | IGF (GH¢) | Donor (US\$) | Lead | Col |
| Facility Development | | | | | | | | | | | | | |
| Sports Development. Sports Events Management | Prepare and participate in 2019 All African Games in Equatorial Guinea | Africa | | Number of international and sub-regional competitive sporting events in which Ghana participated | | | | | 4,340,000.00 | | | NSA | MoYS, GOC |
| | Prepare and participate in the qualifiers to the 2020 Olympic and Paralympic games in Tokyo | International | | | | | | | 3,100,000.00 | | | NSA | MoYS, GOC |
| | Organize Mass Sports in all Ten (10) Regions and Districts | Regional | | Number of local competitions/events organized | | | | | 400,000.00 | | | NSA | MoYS, Sports Ass. |
| | Organize inter-District and Regional Competition in Selected Disciplines | Regional | | | | | | | 2,840,000.00 | | | NSA | MoYS, Sports Ass. |

| Thematic Area: Social Development | | | | | | | | | | | | | |
|---|--|----------|----------|--|----------------------------|-----------------|-----------------|-----------------|----------------------|--------------|-----------------|--------------------------|-------------------|
| Development Dimension: - Create opportunities for all | | | | | | | | | | | | | |
| PROGRAMME/ SUB-PROGRAMME | ACTIVITIES (OPERATIONS) | LOCATION | BASELINE | OUTPUT INDICATORS | QUARTERLY TIME SCHEDULE | | | | INDICATIVE BUDGET | | | IMPLEMENTING AGENCIES | |
| | | | | | 1 ST | 2 ND | 3 RD | 4 TH | GOG (GH¢) | IGF (GH¢) | Donor (US\$) | Lead | Col |
| | Organize Local Competitions at Zonal and District levels for selected Disciplines | Regional | | | | | | | 2,840,000.00 | | | NSA | MoYS, Sports Ass. |
| | Organize Tech. courses and Competitions in various Disability Sports | Regional | | No. of Tech. courses and Competitions organized | | | | | 2,400,000.00 | | | NSA | MoYS, Sports Ass. |
| | Provide support for 40 National Sports Associations to attend and participate in international events and competitions including Annual General Meetings (AGMs). | Regional | | Number of sporting associations assisted to fulfil obligations | | | | | 7,200,000.00 | | | NSA | MoYS, Sports Ass. |
| | Establish Regional Sports Committee and Districts Sports Unit. | Regional | | Number of regional and district committees/ | | | | | 400,000.00 | | | NSA | MOYS, RCC, DA's |

| Thematic Area: Social Development | | | | | | | | | | | | | |
|---|--|----------|----------|---|----------------------------|-----------------|-----------------|-----------------|-----------------------|--------------|-----------------|--------------------------|-------------------------|
| Development Dimension: - Create opportunities for all | | | | | | | | | | | | | |
| PROGRAMME/ SUB-PROGRAMME | ACTIVITIES (OPERATIONS) | LOCATION | BASELINE | OUTPUT INDICATORS | QUARTERLY TIME SCHEDULE | | | | INDICATIVE BUDGET | | | IMPLEMENTING AGENCIES | |
| | | | | | 1 ST | 2 ND | 3 RD | 4 TH | GOG (GH¢) | IGF (GH¢) | Donor (US\$) | Lead | Col |
| | | | | units established | | | | | | | | | |
| | Meet administrative expenses of the Authority | Regional | | Financial obligation settled | | | | | 17,20 0,000. 00 | | | NSA | MoYS, Sports Ass. |
| | Provide Equipment for Headquarters, Regional, District and Sports Associations Offices | Regional | | Number of equipment purchased for Headquarters, Regional, District and Sports Associations Offices | | | | | 8,000, 000.0 0 | | | NSA | MoYS, Sports Ass. |
| | Continue public private partnership arrangements with Ministry of Finance to provide sports infrastructure at the | Accra | | Number of PPP pursued | | | | | 4,000, 000.0 0 | | | NSA | MoYS, Sports Ass. |

| Thematic Area: Social Development | | | | | | | | | | | | | |
|---|---|----------|----------|--|----------------------------|-----------------|-----------------|-----------------|----------------------|--------------|-----------------|--------------------------|-----------------------------|
| Development Dimension: - Create opportunities for all | | | | | | | | | | | | | |
| PROGRAMME/ SUB-PROGRAMME | ACTIVITIES (OPERATIONS) | LOCATION | BASELINE | OUTPUT INDICATORS | QUARTERLY TIME SCHEDULE | | | | INDICATIVE BUDGET | | | IMPLEMENTING AGENCIES | |
| | | | | | 1 ST | 2 ND | 3 RD | 4 TH | GOG (GH¢) | IGF (GH¢) | Donor (US\$) | Lead | Col |
| | National Sports Authority. | | | | | | | | | | | | |
| | Organize Capacity Building workshops / Seminars for sports officials and technical coaches. | Regional | | Number of capacity building workshops organized for sports officials and technical coaches | | | | | 200,000.00 | | | NSA | MoYS, Sports Ass. |
| Sports Development. Sports Human Resource and Facility Development | Organize soccer and tennis competition during Aboakyire Festival. | Winneba | | Number of local competitions/events organized | | | | | 40,000.00 | | | NSCW | Winneba Traditional Council |
| | Organize training courses for technical personnel of all sporting disciplines | Winneba | | Number training courses organized for technical | | | | | 40,000 | | | NSCW | NSC, Sports Association |

| Thematic Area: Social Development | | | | | | | | | | | | | |
|---|--|----------|----------|--|----------------------------|-----------------|-----------------|-----------------|----------------------|--------------|-----------------|--------------------------|------|
| Development Dimension: - Create opportunities for all | | | | | | | | | | | | | |
| PROGRAMME/ SUB-PROGRAMME | ACTIVITIES (OPERATIONS) | LOCATION | BASELINE | OUTPUT INDICATORS | QUARTERLY TIME SCHEDULE | | | | INDICATIVE BUDGET | | | IMPLEMENTING AGENCIES | |
| | | | | | 1 ST | 2 ND | 3 RD | 4 TH | GOG (GH¢) | IGF (GH¢) | Donor (US\$) | Lead | Col |
| | | | | personnel in sporting disciplines | | | | | | | | | |
| | Provide education and skills training soccer academy and tennis players. | Winneba | | Number of tennis and soccer players educated | | | | | 600,000.00 | | | NSCW | |
| | Provide platform for training of academic graduates to experience High performance training and competition | Winneba | | Number of training platforms available to academic graduates | | | | | 80,000.00 | | | NSCW | |
| | Organize training on healthy living for staff | Winneba | | Number of Staff trained on | | | | | 10,000.00 | | | NSCW | MOYS |
| | Staff trained on administrative principles and other technical concepts | Winneba | | - fire prevention and safety measures - administrative principles and | | | | | 80,000.00 | | | NSA | MOYS |

| Thematic Area: Social Development | | | | | | | | | | | | | |
|---|--|---------------|----------|---|-------------------------|-----------------|-----------------|-----------------|-------------------|--------------|-----------------|-----------------------|-----------|
| Development Dimension: - Create opportunities for all | | | | | | | | | | | | | |
| PROGRAMME/ SUB-PROGRAMME | ACTIVITIES (OPERATIONS) | LOCATION | BASELINE | OUTPUT INDICATORS | QUARTERLY TIME SCHEDULE | | | | INDICATIVE BUDGET | | | IMPLEMENTING AGENCIES | |
| | | | | | 1 ST | 2 ND | 3 RD | 4 TH | GOG (GH¢) | IGF (GH¢) | Donor (US\$) | Lead | Col |
| | | | | technical concepts | | | | | | | | | |
| | Participate in international competitions | International | | Number of international and sub-regional competitive sporting events in which Ghana participated. | | | | | 80,000.00 | | | NSCW | MOYS |
| | Pay administrative expenses of the College | Winneba | | Total amount of administrative expenses paid | | | | | 450,000.00 | | | NSCW | MOYS |
| | Prepare annual budget | Winneba | | Number of budgets prepared and approved | | | | | 30,000.00 | | | NSCW | MOYS, MOF |
| | Pursue public private partnership to transform the | Winneba | | Number of PPP pursued | | | | | 100,000.00 | | | NSCW | MOYS, MOF |

| Thematic Area: Social Development | | | | | | | | | | | | | |
|---|--|----------|----------|--|----------------------------|-----------------|-----------------|-----------------|----------------------|--------------|-----------------|--------------------------|-----------|
| Development Dimension: - Create opportunities for all | | | | | | | | | | | | | |
| PROGRAMME/ SUB-PROGRAMME | ACTIVITIES (OPERATIONS) | LOCATION | BASELINE | OUTPUT INDICATORS | QUARTERLY TIME SCHEDULE | | | | INDICATIVE BUDGET | | | IMPLEMENTING AGENCIES | |
| | | | | | 1 ST | 2 ND | 3 RD | 4 TH | GOG (GH¢) | IGF (GH¢) | Donor (US\$) | Lead | Col |
| | infrastructure stock at the College | | | | | | | | | | | | |
| | Purchase 2 vehicles for the sector | Winneba | | Number of facilities renovated and logistics procured (vehicles, training kits and equipment | | | | | 500,000.00 | | | NSCW | MOYS, MOF |
| | Renovate facilities at the College | Winneba | | | | | | | 2,000,000.00 | | | NSC-W | MOYS, MOF |
| | Procure training kits and equipment for soccer and tennis academies. | Winneba | | | | | | | 70,000.00 | | | NSC-W | MOYS, MOF |
| | Establish Sports Colleges in collaboration with the private sector | Winneba | | Number of Sports Colleges established and functional | | | | | 7,000,000.00 | | | NSC-W | MOYS, MOF |

5.4 SECTOR ANNUAL ACTION PLAN (AAP) 2020

The following is the annual action plan of the MoYS for 2020. The plan is organized around the programmes being undertaken by the Sector for 2018-2021

Table 32: Sector Annual Action Plan (AAP) 2020

| Thematic Area: Social Development | | | | | | | | | | | | | |
|---|--|--|-----------------------------|---|-------------------------|-----------------|-----------------|-----------------|-------------------|-----------|--------------|-----------------------|-----------------|
| Development Dimension: - Create opportunities for all | | | | | | | | | | | | | |
| PROGRAMME/SUB-PROGRAMME | ACTIVITIES (OPERATIONS) | LOCATION | BASELINE | OUTPUT INDICATORS | QUARTERLY TIME SCHEDULE | | | | INDICATIVE BUDGET | | | IMPLEMENTING AGENCIES | |
| | | | | | 1 ST | 2 ND | 3 RD | 4 TH | GOG (GH¢) | IGF (GH¢) | Donor (US\$) | Lead | Col |
| Management & Admin. | Continue with the construction of new Olympic sports stadium | Not yet selected | Presence of five stadia | Number of facilities in Olympic stadium | | | | | 180,000,000.00 | | One stadium | MOYS | NSA, MOYS |
| General Administration | Rehabilitate one (1) major stadia | Accra, Tamale, Kumasi, Essipong and Cape Coast | No major rehabilitation yet | Number of stadia rehabilitated | | | | | 6,000,000.00 | | | MoYS, NSA | MOF |
| | Purchase computers & Accessories and Air conditioners | Accra | | No. of computers and air-conditioners purchased | | | | | 200,000.00 | | | MoYS | MOF |
| | Attend all Youth and Sports Ministers conference | International | | Number of international | | | | | 150,000.00 | | | MoYS | NSA, NYA, NSC-W |

| Thematic Area: Social Development | | | | | | | | | | | | | |
|---|--|---------------|----------|--|-------------------------|-----------------|-----------------|-----------------|-------------------|-----------|--------------|-----------------------|-----------------|
| Development Dimension: - Create opportunities for all | | | | | | | | | | | | | |
| PROGRAMME/SUB-PROGRAMME | ACTIVITIES (OPERATIONS) | LOCATION | BASELINE | OUTPUT INDICATORS | QUARTERLY TIME SCHEDULE | | | | INDICATIVE BUDGET | | | IMPLEMENTING AGENCIES | |
| | | | | | 1 ST | 2 ND | 3 RD | 4 TH | GOG (GH¢) | IGF (GH¢) | Donor (US\$) | Lead | Col |
| | Participate in International Youth and Sports Conferences (ECOWAS, AU, C'Vealth, UN) | International | | conferences attended | | | | | 150,000.00 | | | MoYS | NSA, NYA, NSC-W |
| | Participate in joint bilateral relations programmes | International | | No. of joint bilateral programmes organized | | | | | 100,000.00 | | | MoYS | NSA, NYA, NSC-W |
| | Facilitate Black Stars preparation and qualification to the 2021 African Cup of Nations Tournament | International | | Number of tournaments facilitated (Black Stars, Satellites, Starlets, Queens, Princess, Maidens) | | | | | | | | MOYS | NSA, GFA, MOF |
| | Facilitate Black Satellites preparation and qualification to the 2021 U-20 African Cup of Nations Tournament | International | | | | | | | | | | MOYS | NSA, GFA, MOF |
| | Facilitate the Black Starlets preparation and qualification to the 2021 U-17 African Cup of Nations Tournament | International | | | | | | | | | | MOYS | NSA, GFA, MOF |

| Thematic Area: Social Development | | | | | | | | | | | | | |
|---|--|---------------|---|-----------------------------|-------------------------|-----------------|-----------------|-----------------|-------------------|-----------|--------------|-----------------------|---------------|
| Development Dimension: - Create opportunities for all | | | | | | | | | | | | | |
| PROGRAMME/SUB-PROGRAMME | ACTIVITIES (OPERATIONS) | LOCATION | BASELINE | OUTPUT INDICATORS | QUARTERLY TIME SCHEDULE | | | | INDICATIVE BUDGET | | | IMPLEMENTING AGENCIES | |
| | | | | | 1 ST | 2 ND | 3 RD | 4 TH | GOG (GH¢) | IGF (GH¢) | Donor (US\$) | Lead | Col |
| | Facilitate the Black Queens participation and qualification to the 2021 African Women's Tournament | International | Black Queens participation and qualification to the 2021 African Women's Tournament facilitated | | | | | | | | | MOYS | NSA, GFA, MOF |
| | Facilitate the Black Princesses participation in the U 20 Women's World Cup Tournament | Africa | | | | | | | | | | MOYS | NSA, GFA, MOF |
| | Facilitate the Black Maidens participation in the 2020 U-17 Women's World Cup Tournament | Africa | | | | | | | 62,000,000.00 | | | MOYS | NSA, GFA, MOF |
| | Promotion of School Sports and Security Services | Accra | | Number of School Sports and | | | | | 200,000.00 | | | MoYS | NSA, MOE, |

| Thematic Area: Social Development | | | | | | | | | | | | | |
|---|--|----------|----------|--|-------------------------|-----------------|-----------------|-----------------|-------------------|-----------|--------------|-----------------------|----------------|
| Development Dimension: - Create opportunities for all | | | | | | | | | | | | | |
| PROGRAMME/SUB-PROGRAMME | ACTIVITIES (OPERATIONS) | LOCATION | BASELINE | OUTPUT INDICATORS | QUARTERLY TIME SCHEDULE | | | | INDICATIVE BUDGET | | | IMPLEMENTING AGENCIES | |
| | | | | | 1 ST | 2 ND | 3 RD | 4 TH | GOG (GH¢) | IGF (GH¢) | Donor (US\$) | Lead | Col |
| | | | | Security Services promoted | | | | | | | | | GES, GFA |
| | Meet administrative expenses of the Ministry | Accra | | Administrative expenses of the Ministry met | | | | | 1,500,000.00 | | | MoYS | MOF |
| | Arrange meetings for Audit Committee (AC). | Accra | | Number of ARIC meetings organized | | | | | 60,000.00 | | | MoYS | GAA |
| | Organize administrative meetings on sector programmes and activities | Accra | | Number of Administrative meetings organized on sector programmes | | | | | 100,000.00 | | | MoYS | NYA, NSA, NSCW |

| Thematic Area: Social Development | | | | | | | | | | | | | |
|---|---|----------|----------|--|-------------------------|-----------------|-----------------|-----------------|-------------------|-----------|--------------|-----------------------|-----|
| Development Dimension: - Create opportunities for all | | | | | | | | | | | | | |
| PROGRAMME/SUB-PROGRAMME | ACTIVITIES (OPERATIONS) | LOCATION | BASELINE | OUTPUT INDICATORS | QUARTERLY TIME SCHEDULE | | | | INDICATIVE BUDGET | | | IMPLEMENTING AGENCIES | |
| | | | | | 1 ST | 2 ND | 3 RD | 4 TH | GOG (GH¢) | IGF (GH¢) | Donor (US\$) | Lead | Col |
| | Pay for outstanding bills at the Ministry | Accra | | Total amount of outstanding bills at the Ministry paid | | | | | 3,000,000.00 | | | MoYS | MOF |
| | Establish the Youth Development Authority | Accra | | Number of Youth development Authority Established | | | | | 600,000.00 | | | MOYS | NYA |
| Management & Admin. Human Resource | Train eight (8) senior staff in Monitoring and Evaluation | Accra | | No. of staff trained in staff trained in Monitoring and Evaluation | | | | | 10,000 | | | MoYS | |
| | Sponsor Chief Director to participate in conference of Chief Executives and Chief Directors | Accra | | Number of Chief Executives and Chief Directors sponsored | | | | | 15,000 | | | MoYS | |

| Thematic Area: Social Development | | | | | | | | | | | | | |
|---|--|----------|----------|---|-------------------------|-----------------|-----------------|-----------------|-------------------|-----------|--------------|-----------------------|------|
| Development Dimension: - Create opportunities for all | | | | | | | | | | | | | |
| PROGRAMME/SUB-PROGRAMME | ACTIVITIES (OPERATIONS) | LOCATION | BASELINE | OUTPUT INDICATORS | QUARTERLY TIME SCHEDULE | | | | INDICATIVE BUDGET | | | IMPLEMENTING AGENCIES | |
| | | | | | 1 ST | 2 ND | 3 RD | 4 TH | GOG (GH¢) | IGF (GH¢) | Donor (US\$) | Lead | Col |
| | Train seven (7) member of staff in D.P.A | Accra | | Number of staff trained (DPA, Senior Mgt, secretarial course, scheme of service, procurement & admin, financial Mgt, Performance Mgt, C.P.A, PR, ICT, Administrative Skills, National Road Act, Office Customer Care, records management, Audit | | | | | 15,000 | | | MoYS | |
| | Train eight (8) members of staff in Senior Management at GIMPA | Accra | | | | | | | 15,000 | | | MoYS | |
| | Train twelve (12) Secretaries in Senior Secretarial course | Accra | | | | | | | 8,000 | | | MoYS | |
| | Organize in-house training programmes for staff | Accra | | | | | | | 20,000 | | | MoYS | |
| | Train fifteen (15) staff at the civil service training centre on scheme of service training annually | Accra | | | | | | | 20,000 | | | MoYS | |
| | Organize a workshop for 15 staff on Administrative Skills. | Accra | | | | | | | 30,000 | | | MoYS | |
| | Organize a workshop for 5 drivers on the National Road Act, 2004 (Act 683). | Accra | | | | | | | 5,000 | | | MoYS | |
| | Organize a workshop for ten (10) Secretaries on Office Customer Care. | Accra | | | | | | | 6,000 | | | MoYS | |
| | Train one officer in procurement contract and administration. | Accra | | | | | | | | 5,000 | | | MoYS |

| Thematic Area: Social Development | | | | | | | | | | | | | |
|---|--|----------|----------|----------------------------|-------------------------|-----------------|-----------------|-----------------|-------------------|-----------|--------------|-----------------------|-----|
| Development Dimension: - Create opportunities for all | | | | | | | | | | | | | |
| PROGRAMME/SUB-PROGRAMME | ACTIVITIES (OPERATIONS) | LOCATION | BASELINE | OUTPUT INDICATORS | QUARTERLY TIME SCHEDULE | | | | INDICATIVE BUDGET | | | IMPLEMENTING AGENCIES | |
| | | | | | 1 ST | 2 ND | 3 RD | 4 TH | GOG (GH¢) | IGF (GH¢) | Donor (US\$) | Lead | Col |
| | Organize a workshop on records management for 4 record officers | Accra | | Principles and Techniques) | | | | | 10,000 | | | MoYS | |
| | Organize a training programme on Audit Principles and Techniques | Accra | | | | | | | 10,000 | | | MoYS | |
| | Train two Accounting Staff in Financial Management | Accra | | | | | | | 10,000 | | | MoYS | |
| | Train 20 middle level staff in Performance Management. | Accra | | | | | | | 10,000 | | | MoYS | |
| | Train two (2) senior staff in C.P.A | Accra | | | | | | | 20,000 | | | MoYS | |
| | Train two members of staff in public relation course. | Accra | | | | | | | 8,000 | | | MoYS | |
| | Train four Senior Officers in ICT and Information Management | Accra | | | | | | | 10,000 | | | MoYS | |
| | Facilitate promotional interviews for staff | Accra | | | | | | | 15,000 | | | MoYS | |
| | Payment to two (2) Consultants recruited | Accra | | | | | | | 168,000 | | | MoYS | |

| Thematic Area: Social Development | | | | | | | | | | | | | |
|--|---|----------|----------|--|-------------------------|-----------------|-----------------|-----------------|-------------------|-----------|--------------|-----------------------|--|
| Development Dimension: - Create opportunities for all | | | | | | | | | | | | | |
| PROGRAMME/SUB-PROGRAMME | ACTIVITIES (OPERATIONS) | LOCATION | BASELINE | OUTPUT INDICATORS | QUARTERLY TIME SCHEDULE | | | | INDICATIVE BUDGET | | | IMPLEMENTING AGENCIES | |
| | | | | | 1 ST | 2 ND | 3 RD | 4 TH | GOG (GH¢) | IGF (GH¢) | Donor (US\$) | Lead | Col |
| | Personal Development Programmes for Directors | Accra | | | | | | | 20,000 | | | MoYS | |
| Management & Admin. Policy Planning, Budgeting, Monitoring and Evaluation | Organize 3 Stakeholder workshops on the National Sports College Bill | Regional | | No of stakeholder workshops held. | | | | | 60,000.00 | | | MoYS | NSC W, NSA, NYA, GFA, GOC, Sports s Ass. |
| | Organize quarterly meetings to review Ministry’s Programmes and Activities. | Accra | | Number of review meetings organized on programmes and activities | | | | | 30,000.00 | | | MoYS | NYA, NSA, NSC W |
| | Organize mid-year and annual review conference on sector programmes and activities. | Accra | | Number of mid-year and annual review conference | | | | | 60,000.00 | | | MoYS | NYA, NSA, NSC W |

| Thematic Area: Social Development | | | | | | | | | | | | | |
|---|---|----------|----------|-----------------------------------|-------------------------|-----------------|-----------------|-----------------|-------------------|-----------|--------------|-----------------------|---|
| Development Dimension: - Create opportunities for all | | | | | | | | | | | | | |
| PROGRAMME/SUB-PROGRAMME | ACTIVITIES (OPERATIONS) | LOCATION | BASELINE | OUTPUT INDICATORS | QUARTERLY TIME SCHEDULE | | | | INDICATIVE BUDGET | | | IMPLEMENTING AGENCIES | |
| | | | | | 1 ST | 2 ND | 3 RD | 4 TH | GOG (GH¢) | IGF (GH¢) | Donor (US\$) | Lead | Col |
| | | | | on sector programmes held | | | | | | | | | |
| | Prepare sector Annual progress report | Accra | | Number of annual reports prepared | | | | | 15,000.00 | | | MoYS | NYA, NSA, NSCW |
| | Conduct quarterly monitoring and evaluation of the sectors programmes | Regions | | Number of M&E conducted | | | | | 20,000.00 | | | MoYS | NYA, NSA, NSCW |
| | Create Sports Fund to Support financing of Sports | Accra | | Sports Fund established | | | | | 55,000.00 | | | MoYS | NSCW, NSA, NYA, GFA, GOC, Sports Ass., Cabinet, Parliament, |

| Thematic Area: Social Development | | | | | | | | | | | | | |
|--|---|---------------|----------|--|-------------------------|-----------------|-----------------|-----------------|-------------------|-----------|--------------|-----------------------|----------------------------------|
| Development Dimension: - Create opportunities for all | | | | | | | | | | | | | |
| PROGRAMME/SUB-PROGRAMME | ACTIVITIES (OPERATIONS) | LOCATION | BASELINE | OUTPUT INDICATORS | QUARTERLY TIME SCHEDULE | | | | INDICATIVE BUDGET | | | IMPLEMENTING AGENCIES | |
| | | | | | 1 ST | 2 ND | 3 RD | 4 TH | GOG (GH¢) | IGF (GH¢) | Donor (US\$) | Lead | Col |
| | | | | | | | | | | | | | MoF, AG's Dept |
| | Prepare annual budget | Accra | | Number of budgets prepared and approved | | | | | 100,000.00 | | | MoYS | NYA, NSA, NSC W, MoF, Parliament |
| Management & Admin. Research, Statistics and Information Management | Participate in World Anti-Doping Agency and Regional Anti-Doping Conferences, Seminars and Workshops. | International | | Number of Anti-doping conferences, Seminars and Workshops attended | | | | | 50,000.00 | | | MoYS | NSA, NSC WGO C, GFA |
| | Organize sensitization workshop on Anti-Doping. | Regional | | Number of sensitization workshop organized | | | | | 60,000.00 | | | MoYS | NSA, NSC WGO C, GFA |

| Thematic Area: Social Development | | | | | | | | | | | | | |
|---|--|----------|----------|--|-------------------------|-----------------|-----------------|-----------------|-------------------|-----------|--------------|-----------------------|---------------------|
| Development Dimension: - Create opportunities for all | | | | | | | | | | | | | |
| PROGRAMME/SUB-PROGRAMME | ACTIVITIES (OPERATIONS) | LOCATION | BASELINE | OUTPUT INDICATORS | QUARTERLY TIME SCHEDULE | | | | INDICATIVE BUDGET | | | IMPLEMENTING AGENCIES | |
| | | | | | 1 ST | 2 ND | 3 RD | 4 TH | GOG (GH¢) | IGF (GH¢) | Donor (US\$) | Lead | Col |
| | | | | on Anti-doping | | | | | | | | | |
| | Organize May 9th Commemoration | Accra | | Commemoration marked | | | | | 20,000.00 | | | MoYS | NSA, NSC WGO C, GFA |
| | Improve the Ministry's ICT operations | Accra | | Ministry's ICT operations enhanced | | | | | 20,000.00 | | | MoYS | |
| | Establish and maintain a library in the Ministry | Accra | | Ministry's library established | | | | | 60,000.00 | | | MoYS | |
| | Organize sensitization seminars for sports for development and peace | Accra | | Number of sensitization seminars organized on sports for development and peace | | | | | 15,000.00 | | | MoYS | |

| Thematic Area: Social Development | | | | | | | | | | | | | |
|---|---|-----------|----------|-----------------------------------|-------------------------|-----------------|-----------------|-----------------|-------------------|-----------|--------------|-----------------------|---------------------|
| Development Dimension: - Create opportunities for all | | | | | | | | | | | | | |
| PROGRAMME/SUB-PROGRAMME | ACTIVITIES (OPERATIONS) | LOCATION | BASELINE | OUTPUT INDICATORS | QUARTERLY TIME SCHEDULE | | | | INDICATIVE BUDGET | | | IMPLEMENTING AGENCIES | |
| | | | | | 1 ST | 2 ND | 3 RD | 4 TH | GOG (GH¢) | IGF (GH¢) | Donor (US\$) | Lead | Col |
| | Participate in Annual Policy Fairs | Accra | | Number of Public dialogues | | | | | 30,000 | | | MoYS | NSA, NSCW, NYA, GFA |
| | Prepare and participate in meet the press series | Accra | | Meet the press Press Conference s | | | | | 50,000 | | | MoYS | NSA, NSCW, NYA, GFA |
| | Fulfill all Media relations obligations | Accra | | Policy Fair | | | | | 60,000 | | | MoYS | NSA, NSCW, NYA, GFA |
| | Organize sensitization programmes for staff on HIV/AIDS | Accra | | Sector HIV/AIDS Policy developed | | | | | 15,000 | | | MoYS | |
| Youth Services | Procure 14 (4x4 pick-up) vehicles for the | Districts | | Number of logistics procured for | | | | | 3,800,000.00 | | | | |

| Thematic Area: Social Development | | | | | | | | | | | | | |
|---|---|----------|----------|---|-------------------------|-----------------|-----------------|-----------------|-------------------|-----------|--------------|-----------------------|------|
| Development Dimension: - Create opportunities for all | | | | | | | | | | | | | |
| PROGRAMME/SUB-PROGRAMME | ACTIVITIES (OPERATIONS) | LOCATION | BASELINE | OUTPUT INDICATORS | QUARTERLY TIME SCHEDULE | | | | INDICATIVE BUDGET | | | IMPLEMENTING AGENCIES | |
| | | | | | 1 ST | 2 ND | 3 RD | 4 TH | GOG (GH¢) | IGF (GH¢) | Donor (US\$) | Lead | Col |
| Youth Infrastructure Development | Metropolitan and Municipal Secretariats | | | YLSTI, Regional and district offices (vehicles, motorcycles, computers and accessories, office furniture) | | | | | | | | | |
| | Procure 1 (4x4 station wagon, 2 pick-ups, 1 saloon cars and a 1 (33-seater bus) for national secretariat) vehicles for the national secretariat | Accra | | | | | | | 1,475,000.00 | | | NYA | |
| | Procure 200 Computers and accessories for the National, Regional, Metro, Municipal and District Secretariats of the NYA | Regions | | | | | | | 1,250,000.00 | | | NYA | MOYS |
| | Procure Office furniture for National, Regional, Metropolitan, Municipal and District Secretariats | Regions | | | | | | | 525,000.00 | | | NYA | MOYS |
| | Rehabilitate the National, Regional, Metropolitan, Municipal and District Office Buildings | Regions | | Office buildings rehabilitated | | | | | 1,250,000.00 | | | NYA | MOYS |

| Thematic Area: Social Development | | | | | | | | | | | | | |
|---|--|----------|----------|---|-------------------------|-----------------|-----------------|-----------------|-------------------|-----------|--------------|-----------------------|------|
| Development Dimension: - Create opportunities for all | | | | | | | | | | | | | |
| PROGRAMME/SUB-PROGRAMME | ACTIVITIES (OPERATIONS) | LOCATION | BASELINE | OUTPUT INDICATORS | QUARTERLY TIME SCHEDULE | | | | INDICATIVE BUDGET | | | IMPLEMENTING AGENCIES | |
| | | | | | 1 ST | 2 ND | 3 RD | 4 TH | GOG (GH¢) | IGF (GH¢) | Donor (US\$) | Lead | Col |
| | Refurbish and equip existing Youth Centres including the National and four Regional Youth Centres | Regions | | Number of existing youth development Centres refurbished | | | | | 1,375,000.00 | | | NYA | MOYS |
| Youth Services Youth Capacity Development | Provide informal apprenticeship training for out-of-school youth (STEP Project) for 125,000 unskilled and semi-skilled vulnerable Youth. | Regions | | Number of youth trained in - STEP Project - Entrepreneurship development programme - Informal apprenticeship - Entrepreneurship | | | | | 400,000.00 | | | NYA | |
| | Organize entrepreneurship development programmes for 50,000 youth annually. | Regions | | | | | | | 12,500.00 | | | NYA | |
| | Organize short term training in agri-business development experiential and entrepreneurship programmes for 90,950 young farmers and entrepreneurs annually | Regions | | | | | | | 12,500.00 | | | NYA | |
| | Establish crop / livestock/animal | Regions | | | | | | | 6,375,000.00 | | | NYA | |

| Thematic Area: Social Development | | | | | | | | | | | | | |
|---|--|----------|----------|---|-------------------------|-----------------|-----------------|-----------------|-------------------|-----------|--------------|-----------------------|--------------------------------|
| Development Dimension: - Create opportunities for all | | | | | | | | | | | | | |
| PROGRAMME/SUB-PROGRAMME | ACTIVITIES (OPERATIONS) | LOCATION | BASELINE | OUTPUT INDICATORS | QUARTERLY TIME SCHEDULE | | | | INDICATIVE BUDGET | | | IMPLEMENTING AGENCIES | |
| | | | | | 1 ST | 2 ND | 3 RD | 4 TH | GOG (GH¢) | IGF (GH¢) | Donor (US\$) | Lead | Col |
| | production units in selected communities | | | - Agribusinesses | | | | | | | | | |
| | Place Graduates in Skills development on Youth Employment Agency module | Regions | | Number of graduate on Youth Employment Agency module | | | | | 1,250,000.00 | | | NYA | YEA |
| | Establish offices in all Metropolitan, Municipal and District Assemblies (MMDAs) | Regions | | Number of NYA offices established at the district level | | | | | 3,750,000.00 | | | NYA | Min of Local Government, MMDAs |
| | Organize Regional dialogues with Regional Coordinating Councils and District Assemblies on Government's youth development policies & | Regions | | Number of regional dialogues organized on youth priority concerns | | | | | 175,000.00 | | | NYA | MOYS |

| Thematic Area: Social Development | | | | | | | | | | | | | |
|---|---|---------------|----------|---|-------------------------|-----------------|-----------------|-----------------|-------------------|-----------|--------------|-----------------------|------|
| Development Dimension: - Create opportunities for all | | | | | | | | | | | | | |
| PROGRAMME/SUB-PROGRAMME | ACTIVITIES (OPERATIONS) | LOCATION | BASELINE | OUTPUT INDICATORS | QUARTERLY TIME SCHEDULE | | | | INDICATIVE BUDGET | | | IMPLEMENTING AGENCIES | |
| | | | | | 1 ST | 2 ND | 3 RD | 4 TH | GOG (GH¢) | IGF (GH¢) | Donor (US\$) | Lead | Col |
| | programmes on Regional specifics | | | | | | | | | | | | |
| | Organize stakeholder’s workshops on integrating the National Youth Policy into the Government agenda on Youth Development | Regions | | Action Plan developed with regional specifics | | | | | 175,000.00 | | | NYA | MOYS |
| | Support activities of national youth-led associations such as Ghana Youth Federation, VOLU, National Cadet Corp, Ghana Scouts Association, Federation of Youth with Disabilities, Head of State Awards Scheme, etc. | Regions | | Number of National-led youth associations supported | | | | | 500,000.00 | | | NYA | |
| | Participate in International Conferences, Seminars etc. and payment of pledges / affiliation fees | International | | Number of International commitments met | | | | | 3,000,000.00 | | | NYA | MOYS |
| | Establish a functional National Youth Parliament | Regions | | No. of functional Youth | | | | | 4,000,000.00 | | | NYA | MOYS |

| Thematic Area: Social Development | | | | | | | | | | | | | |
|---|---|----------|----------|--|-------------------------|-----------------|-----------------|-----------------|-------------------|-----------|--------------|-----------------------|------|
| Development Dimension: - Create opportunities for all | | | | | | | | | | | | | |
| PROGRAMME/SUB-PROGRAMME | ACTIVITIES (OPERATIONS) | LOCATION | BASELINE | OUTPUT INDICATORS | QUARTERLY TIME SCHEDULE | | | | INDICATIVE BUDGET | | | IMPLEMENTING AGENCIES | |
| | | | | | 1 ST | 2 ND | 3 RD | 4 TH | GOG (GH¢) | IGF (GH¢) | Donor (US\$) | Lead | Col |
| | | | | Parliament established | | | | | | | | | |
| | Organize volunteer development work camps in all 216 Districts | Regions | | Number of district volunteer camps organized | | | | | 15,000,000.00 | | | NYA | MOYS |
| | Organize National, Regional and District Youth Week celebration | Regions | | Number of International and local | | | | | 1,000,000.00 | | | NYA | MOYS |
| | Organize International Youth Day Celebrations | Regions | | Youth celebrations activities organized | | | | | 22,600,000.00 | | | NYA | MOYS |
| | Observe Africa Youth Day | Regions | | | | | | | 5,650,000.00 | | | NYA | MOYS |
| | Dissemination of the National Youth Policy | Regions | | Number of youth policy disseminated | | | | | 1,000,000.00 | | | NYA | MOYS |
| | Meet Administrative expenses of the Authority | Regions | | Financial obligation settled | | | | | 7,000,000.00 | | | NYA | |
| | Promote productive leisure and recreation for the Youth | Regions | | Number of Youth recreation | | | | | 750,000.00 | | | NYA | |

| Thematic Area: Social Development | | | | | | | | | | | | | |
|---|---|----------|----------|--|-------------------------|-----------------|-----------------|-----------------|-------------------|-----------|--------------|-----------------------|-----|
| Development Dimension: - Create opportunities for all | | | | | | | | | | | | | |
| PROGRAMME/SUB-PROGRAMME | ACTIVITIES (OPERATIONS) | LOCATION | BASELINE | OUTPUT INDICATORS | QUARTERLY TIME SCHEDULE | | | | INDICATIVE BUDGET | | | IMPLEMENTING AGENCIES | |
| | | | | | 1 ST | 2 ND | 3 RD | 4 TH | GOG (GH¢) | IGF (GH¢) | Donor (US\$) | Lead | Col |
| | | | | concerns promoted | | | | | | | | | |
| | Publish quarterly Youth magazine on Youth development and services | Regions | | Number of Youth magazine published and distributed | | | | | 2,500,000.00 | | | NYA | |
| | Continue National Youth Database Project | Regions | | National Youth Database available and accessible | | | | | 500,000.00 | | | NYA | |
| | Sponsor staff to undertake CYP courses in Youth Development Works yearly | Regions | | Number of staff trained in CYP | | | | | 2,500,000.00 | | | NYA | |
| | Organize In-service Training Course for teaching, Accounting & Administrative staff | Regions | | Number of training courses organized for Accounts & Administrative staff | | | | | 3,250,000.00 | | | NYA | |

| Thematic Area: Social Development | | | | | | | | | | | | | |
|---|--|----------|----------|---|-------------------------|-----------------|-----------------|-----------------|-------------------|--------------|--------------|-----------------------|------|
| Development Dimension: - Create opportunities for all | | | | | | | | | | | | | |
| PROGRAMME/SUB-PROGRAMME | ACTIVITIES (OPERATIONS) | LOCATION | BASELINE | OUTPUT INDICATORS | QUARTERLY TIME SCHEDULE | | | | INDICATIVE BUDGET | | | IMPLEMENTING AGENCIES | |
| | | | | | 1 ST | 2 ND | 3 RD | 4 TH | GOG (GH¢) | IGF (GH¢) | Donor (US\$) | Lead | Col |
| | Sponsor key officials to undertake capacity building programmes | Regions | | Number of key officials sponsored | | | | | 3,875,000.00 | | | NYA | |
| | Organize annual retreat for national, regional and district officers | Regions | | Number of annual retreats organised for Staff | | | | | 900,000.00 | | | NYA | |
| | Monitor and Evaluate Youth programmes and projects. | Regions | | Number of youth programmes and projects evaluated. | | | | | 6,250,000.00 | | | NYA | |
| | Carry out peer education in youth health throughout the country annually | Regions | | Number of peer education programmes organized for the Youth | | | | | 1400,000.00 | | | NYA | MOYS |
| Sports Development | Maintain all National Football stadia | Regional | | No. of stadia maintained | | | | | 4,000,000.00 | 1,000,000.00 | | NSA | MoYS |

| Thematic Area: Social Development | | | | | | | | | | | | | |
|--|--|----------|----------|--|-------------------------|-----------------|-----------------|-----------------|-------------------|-----------|--------------|-----------------------|------|
| Development Dimension: - Create opportunities for all | | | | | | | | | | | | | |
| PROGRAMME/SUB-PROGRAMME | ACTIVITIES (OPERATIONS) | LOCATION | BASELINE | OUTPUT INDICATORS | QUARTERLY TIME SCHEDULE | | | | INDICATIVE BUDGET | | | IMPLEMENTING AGENCIES | |
| | | | | | 1 ST | 2 ND | 3 RD | 4 TH | GOG (GH¢) | IGF (GH¢) | Donor (US\$) | Lead | Col |
| Sports Infrastructure Development | Rehabilitate Sports facilities to be Disability friendly | Regional | | No. of sports facilities rehabilitated to be disability friendly | | | | | 4,450,000.00 | | | NSA | MoYS |
| | Construct one (1) modern multi-purpose sports hall | Regional | | No. of multi-purpose sports hall constructed | | | | | 20,000,000.00 | | | NSA | MoYS |
| | Purchase 2 Pick Up Vehicles | Accra | | Number of vehicles purchased | | | | | 500,000.00 | | | NSA | |
| Sports Development Sports Human Resource and Facility Development | Renovate Office and Hostel Block | Winneba | | Number of office and hostel blocks renovated | | | | | 400,000.00 | | | NSCW | |

| Thematic Area: Social Development | | | | | | | | | | | | | |
|---|---|---------------|----------|--|-------------------------|-----------------|-----------------|-----------------|-------------------|-----------|--------------|-----------------------|-------------------|
| Development Dimension: - Create opportunities for all | | | | | | | | | | | | | |
| PROGRAMME/SUB-PROGRAMME | ACTIVITIES (OPERATIONS) | LOCATION | BASELINE | OUTPUT INDICATORS | QUARTERLY TIME SCHEDULE | | | | INDICATIVE BUDGET | | | IMPLEMENTING AGENCIES | |
| | | | | | 1 ST | 2 ND | 3 RD | 4 TH | GOG (GH¢) | IGF (GH¢) | Donor (US\$) | Lead | Col |
| Sports Development Sports Events Management | Prepare and participate in the 2020 Olympic and Paralympic games in Tokyo | International | | Number of international and sub-regional competitive sporting events in which Ghana participated | | | | | 8,000,000.00 | | | NSA | MoYS, GOC |
| | Prepare and organize National Sports Festival. | | | Number of local competition s/events organized | | | | | 1,566,000.00 | | | NSA | MoYS, Sports Ass. |
| | Organize Mass Sports in all Ten (10) Regions and Districts | Regional | | | | | | | 400,000.00 | | | NSA | MoYS, Sports Ass. |
| | Organize inter-District and Regional Competition in Selected Disciplines | Regional | | | | | | | 1,840,000.00 | | | NSA | MoYS, Sports Ass. |

| Thematic Area: Social Development | | | | | | | | | | | | | |
|---|--|----------|----------|--|-------------------------|-----------------|-----------------|-----------------|-------------------|-----------|--------------|-----------------------|-------------------|
| Development Dimension: - Create opportunities for all | | | | | | | | | | | | | |
| PROGRAMME/SUB-PROGRAMME | ACTIVITIES (OPERATIONS) | LOCATION | BASELINE | OUTPUT INDICATORS | QUARTERLY TIME SCHEDULE | | | | INDICATIVE BUDGET | | | IMPLEMENTING AGENCIES | |
| | | | | | 1 ST | 2 ND | 3 RD | 4 TH | GOG (GH¢) | IGF (GH¢) | Donor (US\$) | Lead | Col |
| | Organize Local Competitions at Zonal and District levels for selected Disciplines | Regional | | | | | | | 1,840,000.00 | | | NSA | MoYS, Sports Ass. |
| | Organize Tech. courses and Competitions in various Disability Sports | Regional | | No. of Tech. courses and Competitions organized | | | | | 2,400,000.00 | | | NSA | MoYS, Sports Ass. |
| | Provide support for 40 National Sports Associations to attend and participate in international events and competitions including Annual General Meetings (AGMs). | Regional | | Number of sporting associations assisted to fulfil obligations | | | | | 7,200,000.00 | | | NSA | MoYS, Sports Ass. |
| | Establish Regional Sports Committee and Districts Sports Unit. | Regional | | Number of regional and district committees/ | | | | | 400,000.00 | | | NSA | MOYS, RCC, DA's |

| Thematic Area: Social Development | | | | | | | | | | | | | |
|---|--|----------|----------|--|-------------------------|-----------------|-----------------|-----------------|-------------------|-----------|--------------|-----------------------|-------------------|
| Development Dimension: - Create opportunities for all | | | | | | | | | | | | | |
| PROGRAMME/SUB-PROGRAMME | ACTIVITIES (OPERATIONS) | LOCATION | BASELINE | OUTPUT INDICATORS | QUARTERLY TIME SCHEDULE | | | | INDICATIVE BUDGET | | | IMPLEMENTING AGENCIES | |
| | | | | | 1 ST | 2 ND | 3 RD | 4 TH | GOG (GH¢) | IGF (GH¢) | Donor (US\$) | Lead | Col |
| | | | | units established | | | | | | | | | |
| | Meet administrative expenses of the Authority | Regional | | Financial obligation settled | | | | | 17,200,000.00 | | | NSA | MoYS, Sports Ass. |
| | Provide Equipment for Headquarters, Regional, District and Sports Associations Offices | Regional | | Number of equipment purchased for Headquarters, Regional, District and Sports Associations Offices | | | | | 8,000,000.00 | | | NSA | MoYS, Sports Ass. |
| | Continue public private partnership arrangements with Ministry of Finance to provide sports infrastructure at the National Sports Authority. | Accra | | Number of PPP pursued | | | | | 4,000,000.00 | | | NSA | MoYS, Sports Ass. |

| Thematic Area: Social Development | | | | | | | | | | | | | |
|--|---|----------|----------|--|-------------------------|-----------------|-----------------|-----------------|-------------------|-----------|--------------|-----------------------|-----------------------------|
| Development Dimension: - Create opportunities for all | | | | | | | | | | | | | |
| PROGRAMME/SUB-PROGRAMME | ACTIVITIES (OPERATIONS) | LOCATION | BASELINE | OUTPUT INDICATORS | QUARTERLY TIME SCHEDULE | | | | INDICATIVE BUDGET | | | IMPLEMENTING AGENCIES | |
| | | | | | 1 ST | 2 ND | 3 RD | 4 TH | GOG (GH¢) | IGF (GH¢) | Donor (US\$) | Lead | Col |
| | Organize Capacity Building workshops / Seminars for sports officials and technical coaches. | Regional | | Number of capacity building workshops organized for sports officials and technical coaches | | | | | 200,000.00 | | | NSA | MoYS, Sports Ass. |
| Sports Development Sports Human Resource and Facility Development | Organize soccer and tennis competition during Aboakyire Festival. | Winneba | | Number of local competitions/events organized | | | | | 40,000.00 | | | NSCW | Winneba Traditional Council |
| | Organize training courses for technical personnel of all sporting disciplines | Winneba | | Number training courses organized | | | | | 40,000 | | | NSCW | NSC, Sports Association |

| Thematic Area: Social Development | | | | | | | | | | | | | |
|---|---|----------|----------|--|-------------------------|-----------------|-----------------|-----------------|-------------------|-----------|--------------|-----------------------|------|
| Development Dimension: - Create opportunities for all | | | | | | | | | | | | | |
| PROGRAMME/SUB-PROGRAMME | ACTIVITIES (OPERATIONS) | LOCATION | BASELINE | OUTPUT INDICATORS | QUARTERLY TIME SCHEDULE | | | | INDICATIVE BUDGET | | | IMPLEMENTING AGENCIES | |
| | | | | | 1 ST | 2 ND | 3 RD | 4 TH | GOG (GH¢) | IGF (GH¢) | Donor (US\$) | Lead | Col |
| | | | | for technical personnel in sporting disciplines | | | | | | | | | |
| | Provide education and skills training soccer academy and tennis players. | Winneba | | Number of tennis and soccer players educated | | | | | 600,000.00 | | | NSCW | |
| | Provide platform for training of academic graduates to experience High performance training and competition | Winneba | | Number of training platforms available to academic graduates | | | | | 80,000.00 | | | NSCW | |
| | Organize training on healthy living for staff | Winneba | | Number of Staff trained on | | | | | 10,000.00 | | | NSCW | MOYS |
| | Staff trained on administrative principles and other technical concepts | Winneba | | - fire prevention and | | | | | 80,000.00 | | | NSA | MOYS |

| Thematic Area: Social Development | | | | | | | | | | | | | |
|---|--|---------------|----------|---|-------------------------|-----------------|-----------------|-----------------|-------------------|-----------|--------------|-----------------------|------|
| Development Dimension: - Create opportunities for all | | | | | | | | | | | | | |
| PROGRAMME/SUB-PROGRAMME | ACTIVITIES (OPERATIONS) | LOCATION | BASELINE | OUTPUT INDICATORS | QUARTERLY TIME SCHEDULE | | | | INDICATIVE BUDGET | | | IMPLEMENTING AGENCIES | |
| | | | | | 1 ST | 2 ND | 3 RD | 4 TH | GOG (GH¢) | IGF (GH¢) | Donor (US\$) | Lead | Col |
| | | | | safety measures administrative principles and technical concepts | | | | | | | | | |
| | Participate in international competitions | International | | Number of international and sub-regional competitive sporting events in which Ghana participated. | | | | | 80,000.00 | | | NSCW | MOYS |
| | Pay administrative expenses of the College | Winneba | | Total amount of administrative expenses paid | | | | | 450,000.00 | | | NSCW | MOYS |

| Thematic Area: Social Development | | | | | | | | | | | | | |
|---|--|----------|----------|---|-------------------------|-----------------|-----------------|-----------------|-------------------|-----------|--------------|-----------------------|-----------|
| Development Dimension: - Create opportunities for all | | | | | | | | | | | | | |
| PROGRAMME/SUB-PROGRAMME | ACTIVITIES (OPERATIONS) | LOCATION | BASELINE | OUTPUT INDICATORS | QUARTERLY TIME SCHEDULE | | | | INDICATIVE BUDGET | | | IMPLEMENTING AGENCIES | |
| | | | | | 1 ST | 2 ND | 3 RD | 4 TH | GOG (GH¢) | IGF (GH¢) | Donor (US\$) | Lead | Col |
| | Prepare annual budget | Winneba | | Number of budgets prepared and approved | | | | | 30,000.00 | | | NSCW | MOYS, MOF |
| | Pursue public private partnership to transform the infrastructure stock at the College | Winneba | | Number of PPP pursued | | | | | 100,000.00 | | | NSCW | MOYS, MOF |
| | Purchase 2 vehicles for the sector | Winneba | | Number of facilities renovated | | | | | 500,000.00 | | | NSCW | MOYS, MOF |
| | Renovate facilities at the College | Winneba | | and logistics procured | | | | | 2,000,000.00 | | | NSC-W | MOYS, MOF |
| | Procure training kits and equipment for soccer and tennis academies. | Winneba | | (vehicles, training kits and equipment) | | | | | 70,000.00 | | | NSC-W | MOYS, MOF |
| | Establish Sports Colleges in collaboration with the private sector | Winneba | | Number of Sports Colleges established | | | | | 7,000,000.00 | | | NSC-W | MOYS, MOF |

| Thematic Area: Social Development Development Dimension: - Create opportunities for all | | | | | | | | | | | | | |
|--|-------------------------|----------|----------|-------------------|-------------------------|-----------------|-----------------|-----------------|-------------------|-----------|--------------|-----------------------|-----|
| PROGRAMME/SUB-PROGRAMME | ACTIVITIES (OPERATIONS) | LOCATION | BASELINE | OUTPUT INDICATORS | QUARTERLY TIME SCHEDULE | | | | INDICATIVE BUDGET | | | IMPLEMENTING AGENCIES | |
| | | | | | 1 ST | 2 ND | 3 RD | 4 TH | GOG (GH¢) | IGF (GH¢) | Donor (US\$) | Lead | Col |
| | | | | and functional | | | | | | | | | |

5.5 SECTOR ANNUAL ACTION PLAN (AAP) 2021

The following is the annual action plan of the MoYS for 2021. The plan is organized around the programmes being undertaken by the Sector for 2018-2021.

Table 33: Sector Annual Action Plan (AAP) 2021

| Thematic Area: Social Development | | | | | | | | | | | | | |
|---|--|--|-------------------------|---|----------------------------|-----------------|-----------------|-----------------|----------------------|--------------|-----------------|------------------------------|-----------------|
| Development Dimension: - Create opportunities for all | | | | | | | | | | | | | |
| PROGRAMME/ SUB- PROGRAMME | ACTIVITIES (OPERATIONS) | LOCATIO N | BASELI NE | OUTPUT INDICAT ORS | QUARTERLY TIME SCHEDULE | | | | INDICATIVE BUDGET | | | IMPLEMENT ING AGENCIES | |
| | | | | | 1 ST | 2 ND | 3 RD | 4 TH | GOG (GH¢) | IGF (GH¢) | Donor (US\$) | Lead | Col |
| Management & Admin. General Administration | Continue with the construction of Olympic sports stadium | Not yet selected | Presence of five stadia | Number of facilities in Olympic stadium | | | | | 180,000,000.00 | | One stadium | MOYS | NSA, MOYS |
| | Rehabilitation of one (1) major stadia | Accra, Tamale, Kumasi, Essipong and Cape Coast | | Number of stadia rehabilitated | | | | | 6,000,000.00 | | | MoYS, NSA | MOF |
| | Refurbish Ministry's Office Building | Accra | | Number of Office facilities refurbished | | | | | 700,000.00 | | | MoYS | MOF |
| | Attend all Youth and Sports Ministers conference | International | | Number of international | | | | | 150,000.00 | | | MoYS | NSA, NYA, NSC-W |

| Thematic Area: Social Development | | | | | | | | | | | | | |
|---|--|---------------|--------------|---|----------------------------|-----------------|-----------------|-----------------|----------------------|--------------|-----------------|------------------------------|-----------------|
| Development Dimension: - Create opportunities for all | | | | | | | | | | | | | |
| PROGRAMME/ SUB- PROGRAMME | ACTIVITIES (OPERATIONS) | LOCATIO N | BASELI NE | OUTPUT INDICAT ORS | QUARTERLY TIME SCHEDULE | | | | INDICATIVE BUDGET | | | IMPLEMENT ING AGENCIES | |
| | | | | | 1 ST | 2 ND | 3 RD | 4 TH | GOG (GH¢) | IGF (GH¢) | Donor (US\$) | Lead | Col |
| | Participate in International Youth and Sports Conferences (ECOWAS, AU, C'Vealth, UN) | International | | conferences attended | | | | | 150,000.00 | | | MoYS | NSA, NYA, NSC-W |
| | Participate in joint bilateral relations programmes | International | | No. of joint bilateral programmes organized | | | | | 100,000.00 | | | MoYS | NSA, NYA, NSC-W |
| | Facilitate the Black Stars participation in the 2021 U-17 African Cup of Nations Tournament | International | | Number of competitions facilitated (Black Stars, Satellites, Starlets, Queens, Princess, Maidens) | | | | | | | | MOYS | NSA, GFA, MOF |
| | Facilitate the Black Stars participation and qualification to the 2022 FIFA World Cup Tournament | International | | | | | | | | | | MOYS | NSA, GFA, MOF |
| | Facilitate Black Satellites participation in the 2021 U-20 African Cup of Nations Tournament | International | | | | | | | | | | MOYS | NSA, GFA, MOF |

| Thematic Area: Social Development | | | | | | | | | | | | | |
|---|---|---------------|--------------|-----------------------------|----------------------------|-----------------|-----------------|-----------------|----------------------|--------------|-----------------|------------------------------|---------------|
| Development Dimension: - Create opportunities for all | | | | | | | | | | | | | |
| PROGRAMME/ SUB- PROGRAMME | ACTIVITIES (OPERATIONS) | LOCATIO N | BASELI NE | OUTPUT INDICAT ORS | QUARTERLY TIME SCHEDULE | | | | INDICATIVE BUDGET | | | IMPLEMENT ING AGENCIES | |
| | | | | | 1 ST | 2 ND | 3 RD | 4 TH | GOG (GH¢) | IGF (GH¢) | Donor (US\$) | Lead | Col |
| | Facilitate the Black Starlets participation in the 2021 U-17 African Cup of Nations Tournament | International | | | | | | | | | | MOYS | NSA, GFA, MOF |
| | Facilitate the Black Queens participation in the 2021 African Women's Tournament | International | | | | | | | | | | MOYS | NSA, GFA, MOF |
| | Facilitate the Black Princesses qualification to the 2022 U 20 Women's World Cup Tournament | Africa | | | | | | | | | | MOYS | NSA, GFA, MOF |
| | Facilitate the Black Maidens participation in the qualification to the 2022 U 20 Women's World Cup Tournament | Africa | | | | | | | 60,000.00 | | | MOYS | NSA, GFA, MOF |
| | Promotion of School Sports and Security Services | Accra | | Number of School Sports and | | | | | 200,000.00 | | | MoYS | NSA, MOE, |

| Thematic Area: Social Development | | | | | | | | | | | | | |
|---|---|--------------|--------------|---|----------------------------|-----------------|-----------------|-----------------|----------------------|--------------|-----------------|------------------------------|--------------------------|
| Development Dimension: - Create opportunities for all | | | | | | | | | | | | | |
| PROGRAMME/ SUB- PROGRAMME | ACTIVITIES (OPERATIONS) | LOCATIO N | BASELI NE | OUTPUT INDICAT ORS | QUARTERLY TIME SCHEDULE | | | | INDICATIVE BUDGET | | | IMPLEMENT ING AGENCIES | |
| | | | | | 1 ST | 2 ND | 3 RD | 4 TH | GOG (GH¢) | IGF (GH¢) | Donor (US\$) | Lead | Col |
| | | | | Security Services promoted | | | | | | | | | GES, GFA |
| | Meet administrative expenses of the Ministry | Accra | | Administrat ive expenses of the Ministry met | | | | | 1,500, 000.0 0 | | | MoYS | MOF |
| | Arrange meetings for Audit Committee (AC). | Accra | | Number of ARIC meetings organized | | | | | 60,00 0.00 | | | MoYS | GAA |
| | Organize administrative meetings on sector programmes and activities | Accra | | Number of Administrat ive meetings organized on sector programme s | | | | | 100,0 00.00 | | | MoYS | NYA, NSA, NSC W |

| Thematic Area: Social Development | | | | | | | | | | | | | |
|---|---|--------------|--------------|--|----------------------------|-----------------|-----------------|-----------------|----------------------|--------------|-----------------|------------------------------|-----|
| Development Dimension: - Create opportunities for all | | | | | | | | | | | | | |
| PROGRAMME/ SUB- PROGRAMME | ACTIVITIES (OPERATIONS) | LOCATIO N | BASELI NE | OUTPUT INDICAT ORS | QUARTERLY TIME SCHEDULE | | | | INDICATIVE BUDGET | | | IMPLEMENT ING AGENCIES | |
| | | | | | 1 ST | 2 ND | 3 RD | 4 TH | GOG (GH¢) | IGF (GH¢) | Donor (US\$) | Lead | Col |
| | Pay for outstanding bills at the Ministry | Accra | | Total amount of outstanding bills at the Ministry paid | | | | | 3,000,000.00 | | | MoYS | MOF |
| Management & Admin. Human Resource | Train eight (8) senior staff in Monitoring and Evaluation | Accra | | No. of staff trained in staff trained in Monitoring and Evaluation | | | | | 10,000 | | | MoYS | |
| | Sponsor Chief Director to participate in conference of Chief Executives and Chief Directors | Accra | | Number of Chief Executives and Chief Directors sponsored | | | | | 15,000 | | | MoYS | |
| | Train seven (7) member of staff in D.P.A | Accra | | Number of staff trained | | | | | 15,000 | | | MoYS | |
| | Train eight (8) members of staff in Senior Management at GIMPA | Accra | | (DPA, Senior Mgt, secretarial | | | | | 15,000 | | | MoYS | |

| Thematic Area: Social Development | | | | | | | | | | | | | |
|---|--|--------------|--------------|---|----------------------------|-----------------|-----------------|-----------------|----------------------|--------------|-----------------|------------------------------|-----|
| Development Dimension: - Create opportunities for all | | | | | | | | | | | | | |
| PROGRAMME/ SUB- PROGRAMME | ACTIVITIES (OPERATIONS) | LOCATIO N | BASELI NE | OUTPUT INDICAT ORS | QUARTERLY TIME SCHEDULE | | | | INDICATIVE BUDGET | | | IMPLEMENT ING AGENCIES | |
| | | | | | 1 ST | 2 ND | 3 RD | 4 TH | GOG (GH¢) | IGF (GH¢) | Donor (US\$) | Lead | Col |
| | Train twelve (12) Secretaries in Senior Secretarial course | Accra | | course, scheme of service, | | | | | 8,000 | | | MoYS | |
| | Organize in-house training programmes for staff | Accra | | procurement & admin, financial | | | | | 20,000 | | | MoYS | |
| | Train fifteen (15) staff at the civil service training centre on scheme of service training annually | Accra | | Mgt, Performance Mgt, C.P.A, PR, ICT, Administrative Skills, | | | | | 20,000 | | | MoYS | |
| | Organize a workshop for 15 staff on Administrative Skills. | Accra | | National Road Act, Office Customer Care, records management, Audit Principles and Techniques) | | | | | 30,000 | | | MoYS | |
| | Organize a workshop for 5 drivers on the National Road Act, 2004 (Act 683). | Accra | | | | | | | 5,000 | | | MoYS | |
| | Organize a workshop for ten (10) Secretaries on Office Customer Care. | Accra | | | | | | | 6,000 | | | MoYS | |
| | Train one officer in procurement contract and administration. | Accra | | | | | | | 5,000 | | | MoYS | |
| | Organize a workshop on records management for 4 record officers | Accra | | | | | | | 10,000 | | | MoYS | |

| Thematic Area: Social Development | | | | | | | | | | | | | |
|---|--|--------------|--------------|--------------------------|----------------------------|-----------------|-----------------|-----------------|----------------------|--------------|-----------------|------------------------------|------|
| Development Dimension: - Create opportunities for all | | | | | | | | | | | | | |
| PROGRAMME/ SUB- PROGRAMME | ACTIVITIES (OPERATIONS) | LOCATIO N | BASELI NE | OUTPUT INDICAT ORS | QUARTERLY TIME SCHEDULE | | | | INDICATIVE BUDGET | | | IMPLEMENT ING AGENCIES | |
| | | | | | 1 ST | 2 ND | 3 RD | 4 TH | GOG (GH¢) | IGF (GH¢) | Donor (US\$) | Lead | Col |
| | Organize a training programme on Audit Principles and Techniques | Accra | | | | | | | 10,000 | | | MoYS | |
| | Train two Accounting Staff in Financial Management | Accra | | | | | | | 10,000 | | | MoYS | |
| | Train 20 middle level staff in Performance Management. | Accra | | | | | | | 10,000 | | | MoYS | |
| | Train two (2) senior staff in C.P.A | Accra | | | | | | | 20,000 | | | MoYS | |
| | Train two members of staff in public relation course. | Accra | | | | | | | 8,000 | | | MoYS | |
| | Train four Senior Officers in ICT and Information Management | Accra | | | | | | | 10,000 | | | MoYS | |
| | Facilitate promotional interviews for staff | Accra | | | | | | | 15,000 | | | MoYS | |
| | Payment to two (2) Consultants recruited | Accra | | | | | | | | 168,000 | | | MoYS |

| Thematic Area: Social Development | | | | | | | | | | | | | |
|--|---|--------------|--------------|---|----------------------------|-----------------|-----------------|-----------------|----------------------|--------------|-----------------|------------------------------|-----------------|
| Development Dimension: - Create opportunities for all | | | | | | | | | | | | | |
| PROGRAMME/ SUB- PROGRAMME | ACTIVITIES (OPERATIONS) | LOCATIO N | BASELI NE | OUTPUT INDICAT ORS | QUARTERLY TIME SCHEDULE | | | | INDICATIVE BUDGET | | | IMPLEMENT ING AGENCIES | |
| | | | | | 1 ST | 2 ND | 3 RD | 4 TH | GOG (GH¢) | IGF (GH¢) | Donor (US\$) | Lead | Col |
| | Personal Development Programmes for Directors | Accra | | | | | | | 20,000 | | | MoYS | |
| Management & Admin. Policy, Planning, Budget, Monitoring and Evaluation | Organize quarterly meetings to review Ministry’s Programmes and Activities. | Accra | | Number of review meetings organized on programmes and activities | | | | | 30,000.00 | | | MoYS | NYA, NSA, NSC W |
| | Organize mid-year and annual review conference on sector programmes and activities. | Accra | | Number of mid-year and annual review conference on sector programmes held | | | | | 60,000.00 | | | MoYS | NYA, NSA, NSC W |
| | Prepare sector Annual progress report | Accra | | Number of annual reports prepared | | | | | 15,000.00 | | | MoYS | NYA, NSA, NSC W |

| Thematic Area: Social Development | | | | | | | | | | | | | |
|--|---|---------------|--------------|---|----------------------------|-----------------|-----------------|-----------------|----------------------|--------------|-----------------|------------------------------|---|
| Development Dimension: - Create opportunities for all | | | | | | | | | | | | | |
| PROGRAMME/ SUB- PROGRAMME | ACTIVITIES (OPERATIONS) | LOCATIO N | BASELI NE | OUTPUT INDICAT ORS | QUARTERLY TIME SCHEDULE | | | | INDICATIVE BUDGET | | | IMPLEMENT ING AGENCIES | |
| | | | | | 1 ST | 2 ND | 3 RD | 4 TH | GOG (GH¢) | IGF (GH¢) | Donor (US\$) | Lead | Col |
| | Conduct quarterly monitoring and evaluation of the sectors programmes | Regions | | Number of M&E conducted | | | | | 20,00 0.00 | | | MoYS | NYA, NSA, NSC W |
| | Prepare annual budget | Accra | | Number of budgets prepared and approved | | | | | 100,0 00.00 | | | MoYS | NYA, NSA, NSC W, MoF, Parlia ment |
| Management & Admin. Research, Statistics and Information Management | Participate in World Anti-Doping Agency and Regional Anti-Doping Conferences, Seminars and Workshops. | International | | Number of Anti-doping conferences , Seminars and Workshops attended | | | | | 50,00 0.00 | | | MoYS | NSA, NSC WGO C, GFA |
| | Organize sensitization workshop on Anti-Doping. | Regional | | Number of sensitization workshop organized | | | | | 60,00 0.00 | | | MoYS | NSA, NSC WGO |

| Thematic Area: Social Development | | | | | | | | | | | | | |
|---|--|--------------|--------------|--|----------------------------|-----------------|-----------------|-----------------|----------------------|--------------|-----------------|------------------------------|---------------------------------|
| Development Dimension: - Create opportunities for all | | | | | | | | | | | | | |
| PROGRAMME/ SUB- PROGRAMME | ACTIVITIES (OPERATIONS) | LOCATIO N | BASELI NE | OUTPUT INDICAT ORS | QUARTERLY TIME SCHEDULE | | | | INDICATIVE BUDGET | | | IMPLEMENT ING AGENCIES | |
| | | | | | 1 ST | 2 ND | 3 RD | 4 TH | GOG (GH¢) | IGF (GH¢) | Donor (US\$) | Lead | Col |
| | | | | on Anti-doping | | | | | | | | | C, GFA |
| | Organize May 9th Commemoration | Accra | | Commemor ation marked | | | | | 20,00 0.00 | | | MoYS | NSA, NSC WGO C, GFA |
| | Improve the Ministry's ICT operations | Accra | | Ministry's ICT operations enhanced | | | | | 20,00 0.00 | | | MoYS | |
| | Establish and maintain a library in the Ministry | Accra | | Ministry's library established | | | | | 60,00 0.00 | | | MoYS | |
| | Organize sensitization seminars for sports for development and peace | Accra | | Number of sensitizatio n seminars organized on sports for developmen t and peace | | | | | 15,00 0.00 | | | MoYS | |

| Thematic Area: Social Development | | | | | | | | | | | | | |
|---|---|--------------|--------------|---|----------------------------|-----------------|-----------------|-----------------|----------------------|--------------|-----------------|------------------------------|---------------------|
| Development Dimension: - Create opportunities for all | | | | | | | | | | | | | |
| PROGRAMME/ SUB- PROGRAMME | ACTIVITIES (OPERATIONS) | LOCATIO N | BASELI NE | OUTPUT INDICAT ORS | QUARTERLY TIME SCHEDULE | | | | INDICATIVE BUDGET | | | IMPLEMENT ING AGENCIES | |
| | | | | | 1 ST | 2 ND | 3 RD | 4 TH | GOG (GH¢) | IGF (GH¢) | Donor (US\$) | Lead | Col |
| | Participate in Annual Policy Fairs | Accra | | Annual Policy fair attended | | | | | 30,000 | | | MoYS | NSA, NSCW, NYA, GFA |
| | Prepare and participate in meet the press series | Accra | | Number of Public dialogues Meet the press Press Conference Policy Fair | | | | | 50,000 | | | MoYS | NSA, NSCW, NYA, GFA |
| | Fulfill all Media relations obligations | Accra | | | | | | | 60,000 | | | MoYS | NSA, NSCW, NYA, GFA |
| | Organize sensitization programmes for staff on HIV/AIDS | Accra | | Sector HIV/AIDS Policy developed | | | | | 15,000 | | | MoYS | |
| Youth Services | Procure 14 (4x4 pick-up) vehicles for the | Districts | | Number of logistics procured for | | | | | 3,800,000.00 | | | NYA | |

| Thematic Area: Social Development | | | | | | | | | | | | | |
|---|---|--------------|--------------|--|----------------------------|-----------------|-----------------|-----------------|----------------------|--------------|-----------------|------------------------------|----------|
| Development Dimension: - Create opportunities for all | | | | | | | | | | | | | |
| PROGRAMME/ SUB- PROGRAMME | ACTIVITIES (OPERATIONS) | LOCATIO N | BASELI NE | OUTPUT INDICAT ORS | QUARTERLY TIME SCHEDULE | | | | INDICATIVE BUDGET | | | IMPLEMENT ING AGENCIES | |
| | | | | | 1 ST | 2 ND | 3 RD | 4 TH | GOG (GH¢) | IGF (GH¢) | Donor (US\$) | Lead | Col |
| Youth Infrastructure Development | Metropolitan and Municipal Secretariats | | | YLSTI, Regional and district offices (vehicles, motorcycles , computers and accessories, office furniture) | | | | | | | | | |
| | Procure 1 (4x4 station wagon, 2 pick-ups ,1 saloon cars and a 1 (33- seater bus) for national secretariat) vehicles for the national secretariat | Accra | | | | | | | 1,475, 000.0 0 | | | NYA | |
| | Procure 200 Computers and accessories for the National, Regional, Metro, Municipal and District Secretariats of the NYA | Regions | | | | | | | 1,250, 000.0 0 | | | NYA | MOY S |
| | Procure Office furniture for National, Regional, Metropolitan, Municipal and District Secretariats | Regions | | | | | | | 525,0 00.00 | | | NYA | MOY S |
| | Rehabilitate the National, Regional, Metropolitan, Municipal and District Office Buildings | Regions | | Office buildings rehabilitate d | | | | | 1,250, 000.0 0 | | | NYA | MOY S |

| Thematic Area: Social Development | | | | | | | | | | | | | |
|---|--|--------------|--------------|--|----------------------------|-----------------|-----------------|-----------------|----------------------|--------------|-----------------|------------------------------|------|
| Development Dimension: - Create opportunities for all | | | | | | | | | | | | | |
| PROGRAMME/ SUB- PROGRAMME | ACTIVITIES (OPERATIONS) | LOCATIO N | BASELI NE | OUTPUT INDICAT ORS | QUARTERLY TIME SCHEDULE | | | | INDICATIVE BUDGET | | | IMPLEMENT ING AGENCIES | |
| | | | | | 1 ST | 2 ND | 3 RD | 4 TH | GOG (GH¢) | IGF (GH¢) | Donor (US\$) | Lead | Col |
| | Refurbish and equip existing Youth Centres including the National and four Regional Youth Centres | Regions | | Number of existing youth development Centres refurbished | | | | | 1,375,000.00 | | | NYA | MOYS |
| | Construct and furnish 3 new Youth Centres at three Regional capitals | Regions | | No. of new Youth Centres at three Regional capitals | | | | | 12,500,000.00 | | | NYA | MOYS |
| Youth Services Youth Capacity Development | Provide informal apprenticeship training for out-of-school youth (STEP Project) for 125,000 unskilled and semi-skilled vulnerable Youth. | Regions | | Number of youth trained in - STEP Project - Entrepreneurship development programme - Informal | | | | | 400,000.00 | | | NYA | |
| | Organize entrepreneurship development programmes for 50,000 youth annually. | Regions | | | | | | | 12,500,000.00 | | | NYA | |
| | Organize short term training in agri-business | Regions | | | | | | | 12,500,000.00 | | | NYA | |

| Thematic Area: Social Development | | | | | | | | | | | | | |
|---|--|--------------|--------------|--|----------------------------|-----------------|-----------------|-----------------|----------------------|--------------|-----------------|------------------------------|------------------------------------|
| Development Dimension: - Create opportunities for all | | | | | | | | | | | | | |
| PROGRAMME/ SUB- PROGRAMME | ACTIVITIES (OPERATIONS) | LOCATIO N | BASELI NE | OUTPUT INDICAT ORS | QUARTERLY TIME SCHEDULE | | | | INDICATIVE BUDGET | | | IMPLEMENT ING AGENCIES | |
| | | | | | 1 ST | 2 ND | 3 RD | 4 TH | GOG (GH¢) | IGF (GH¢) | Donor (US\$) | Lead | Col |
| | development experiential and entrepreneurship programmes for 90,950 young farmers and entrepreneurs annually | | | apprenti ceship - Entrepr eneursh ip | | | | | | | | | |
| | Establish crop / livestock/animal production units in selected communities | Regions | | - Agri- busines s | | | | | 6,375 000.0 0 | | | NYA | |
| | Place Graduates in Skills development on Youth Employment Agency module | Regions | | Number of graduate on Youth Employmen t Agency module | | | | | 1,250, 000.0 0 | | | NYA | YEA |
| | Establish offices in all Metropolitan, Municipal and District Assemblies (MMDAs) | Regions | | Number of NYA offices established at the district level | | | | | 3,750, 000.0 0 | | | NYA | Min of Local Govern , MMD As |
| | Organize Regional dialogues with Regional | Regions | | Number of regional | | | | | 175,0 00.00 | | | NYA | MOY S |

| Thematic Area: Social Development | | | | | | | | | | | | | |
|---|---|--------------|--------------|---|----------------------------|-----------------|-----------------|-----------------|----------------------|--------------|-----------------|------------------------------|------|
| Development Dimension: - Create opportunities for all | | | | | | | | | | | | | |
| PROGRAMME/ SUB- PROGRAMME | ACTIVITIES (OPERATIONS) | LOCATIO N | BASELI NE | OUTPUT INDICAT ORS | QUARTERLY TIME SCHEDULE | | | | INDICATIVE BUDGET | | | IMPLEMENT ING AGENCIES | |
| | | | | | 1 ST | 2 ND | 3 RD | 4 TH | GOG (GH¢) | IGF (GH¢) | Donor (US\$) | Lead | Col |
| | Coordinating Councils and District Assemblies on Government’s youth development policies & programmes on Regional specifics | | | dialogues organized on youth priority concerns | | | | | | | | | |
| | Organize stakeholder’s workshops on integrating the National Youth Policy into the Government agenda on Youth Development | Regions | | Action Plan developed with regional specifics | | | | | 175,000.00 | | | NYA | MOYS |
| | Support activities of national youth-led associations such as Ghana Youth Federation, VOLU, National Cadet Corp, Ghana Scouts Association, Federation of Youth with Disabilities, Head of State Awards Scheme, etc. | Regions | | Number of National-led youth associations supported | | | | | 500,000.00 | | | NYA | |

| Thematic Area: Social Development | | | | | | | | | | | | | |
|---|---|---------------|--------------|---|----------------------------|-----------------|-----------------|-----------------|----------------------|---------------|-----------------|------------------------------|------|
| Development Dimension: - Create opportunities for all | | | | | | | | | | | | | |
| PROGRAMME/ SUB- PROGRAMME | ACTIVITIES (OPERATIONS) | LOCATIO N | BASELI NE | OUTPUT INDICAT ORS | QUARTERLY TIME SCHEDULE | | | | INDICATIVE BUDGET | | | IMPLEMENT ING AGENCIES | |
| | | | | | 1 ST | 2 ND | 3 RD | 4 TH | GOG (GH¢) | IGF (GH¢) | Donor (US\$) | Lead | Col |
| | Participate in International Conferences, Seminars etc. and payment of pledges / affiliation fees | International | | Number of International commitments met | | | | | 3,000,000.00 | | | NYA | MOYS |
| | Establish a functional National Youth Parliament | Regions | | No. of functional Youth Parliament established | | | | | 4,000,000.00 | | | NYA | MOYS |
| | Organize volunteer development work camps in all 216 Districts | Regions | | Number of district volunteer camps organized | | | | | | 15,000,000.00 | | NYA | MOYS |
| | Organize National, Regional and District Youth Week celebration | Regions | | Number of International and local Youth celebrations activities organized | | | | | 1,000,000.00 | | | NYA | MOYS |
| | Organize International Youth Day Celebrations | Regions | | | | | | | 22,600,000.00 | | | NYA | MOYS |
| | Observe Africa Youth Day | Regions | | | | | | | 5,650,00.00 | | | NYA | MOYS |

| Thematic Area: Social Development | | | | | | | | | | | | | |
|---|--|--------------|--------------|--|----------------------------|-----------------|-----------------|-----------------|----------------------|--------------|-----------------|------------------------------|------|
| Development Dimension: - Create opportunities for all | | | | | | | | | | | | | |
| PROGRAMME/ SUB- PROGRAMME | ACTIVITIES (OPERATIONS) | LOCATIO N | BASELI NE | OUTPUT INDICAT ORS | QUARTERLY TIME SCHEDULE | | | | INDICATIVE BUDGET | | | IMPLEMENT ING AGENCIES | |
| | | | | | 1 ST | 2 ND | 3 RD | 4 TH | GOG (GH¢) | IGF (GH¢) | Donor (US\$) | Lead | Col |
| | Dissemination of the National Youth Policy | Regions | | Number of youth policy disseminated | | | | | 1,000,000.00 | | | NYA | MOYS |
| | Meet Administrative expenses of the Authority | Regions | | Financial obligation settled | | | | | 7,000,000.00 | | | NYA | |
| | Promote productive leisure and recreation for the Youth | Regions | | Number of Youth recreation concerns promoted | | | | | 750,000.00 | | | NYA | |
| | Publish quarterly Youth magazine on Youth development and services | Regions | | Number of Youth magazine published and distributed | | | | | 2,500,000.00 | | | NYA | |
| | Continue National Youth Database Project | Regions | | National Youth Database available and accessible | | | | | 500,000.00 | | | NYA | |

| Thematic Area: Social Development | | | | | | | | | | | | | |
|---|---|--------------|--------------|--|----------------------------|-----------------|-----------------|-----------------|----------------------|--------------|-----------------|------------------------------|-----|
| Development Dimension: - Create opportunities for all | | | | | | | | | | | | | |
| PROGRAMME/ SUB- PROGRAMME | ACTIVITIES (OPERATIONS) | LOCATIO N | BASELI NE | OUTPUT INDICAT ORS | QUARTERLY TIME SCHEDULE | | | | INDICATIVE BUDGET | | | IMPLEMENT ING AGENCIES | |
| | | | | | 1 ST | 2 ND | 3 RD | 4 TH | GOG (GH¢) | IGF (GH¢) | Donor (US\$) | Lead | Col |
| | Sponsor staff to undertake CYP courses in Youth Development Works yearly | Regions | | Number of staff trained in CYP | | | | | 2,500,000.00 | | | NYA | |
| | Organize In-service Training Course for teaching, Accounting & Administrative staff | Regions | | Number of training courses organized for Accounts & Administrative staff | | | | | 3,250,000.00 | | | NYA | |
| | Sponsor key officials to undertake capacity building programmes | Regions | | Number of key officials sponsored | | | | | 3,875,000.00 | | | NYA | |
| | Organize annual retreat for national, regional and district officers | Regions | | Number of annual retreats organized for Staff | | | | | 900,000.00 | | | NYA | |
| | Monitor and Evaluate Youth programmes and projects. | Regions | | Number of youth programmes and projects evaluated. | | | | | 6,250,000.00 | | | NYA | |

| Thematic Area: Social Development | | | | | | | | | | | | | |
|---|---|--------------|--------------|--|----------------------------|-----------------|-----------------|-----------------|----------------------|--------------|-----------------|------------------------------|------|
| Development Dimension: - Create opportunities for all | | | | | | | | | | | | | |
| PROGRAMME/ SUB- PROGRAMME | ACTIVITIES (OPERATIONS) | LOCATIO N | BASELI NE | OUTPUT INDICAT ORS | QUARTERLY TIME SCHEDULE | | | | INDICATIVE BUDGET | | | IMPLEMENT ING AGENCIES | |
| | | | | | 1 ST | 2 ND | 3 RD | 4 TH | GOG (GH¢) | IGF (GH¢) | Donor (US\$) | Lead | Col |
| | Carry out peer education in youth health throughout the country annually | Regions | | Number of peer education programmes organized for the Youth | | | | | 1400,000.00 | | | NYA | MOYS |
| Sports Development | Rehabilitate and Maintain all National Football stadia and parks in the country | Regional | | No. of stadia maintained | | | | | 4,000,000.00 | 1,000,000.00 | | NSA | MoYS |
| Sports Infrastructure Development | Rehabilitate Sports facilities to be Disability friendly | Regional | | No. of sports facilities rehabilitated to be disability friendly | | | | | 450,000.00 | | | NSA | MoYS |
| | Construct one (1) modern multi-purpose sports hall | Regional | | No. of multi-purpose sports hall constructed | | | | | 10,000,000.00 | | | NSA | MoYS |

| Thematic Area: Social Development | | | | | | | | | | | | | |
|---|--|--------------|--------------|--|----------------------------|-----------------|-----------------|-----------------|----------------------|--------------|-----------------|------------------------------|--------------------|
| Development Dimension: - Create opportunities for all | | | | | | | | | | | | | |
| PROGRAMME/ SUB- PROGRAMME | ACTIVITIES (OPERATIONS) | LOCATIO N | BASELI NE | OUTPUT INDICAT ORS | QUARTERLY TIME SCHEDULE | | | | INDICATIVE BUDGET | | | IMPLEMENT ING AGENCIES | |
| | | | | | 1 ST | 2 ND | 3 RD | 4 TH | GOG (GH¢) | IGF (GH¢) | Donor (US\$) | Lead | Col |
| | Purchase 2 Pick Up Vehicles | Accra | | Number of vehicles purchased | | | | | 500,000.00 | | | NSA | |
| Sports Development | Renovate Office and Hostel Block | Winneba | | Number of office and hostel blocks renovated | | | | | 400,000.00 | | | NSCW | |
| Sports Human Resource and Facility Development | | | | | | | | | | | | | |
| Sports Development | Prepare and organize National Sports Festival. | | | Number of local competition s/events organized | | | | | 1,266,000.00 | | | NSA | MoY S, Sports Ass. |
| Sports Events Management | Organize Mass Sports in all Ten (10) Regions and Districts | Regional | | | | | | | 400,000.00 | | | NSA | MoY S, Sports Ass. |
| | Organize inter-District and Regional Competition in Selected Disciplines | Regional | | | | | | | 840,000.00 | | | NSA | MoY S, Sports Ass. |

| Thematic Area: Social Development | | | | | | | | | | | | | |
|---|--|--------------|--------------|--|----------------------------|-----------------|-----------------|-----------------|----------------------|--------------|-----------------|------------------------------|--------------------|
| Development Dimension: - Create opportunities for all | | | | | | | | | | | | | |
| PROGRAMME/ SUB- PROGRAMME | ACTIVITIES (OPERATIONS) | LOCATIO N | BASELI NE | OUTPUT INDICAT ORS | QUARTERLY TIME SCHEDULE | | | | INDICATIVE BUDGET | | | IMPLEMENT ING AGENCIES | |
| | | | | | 1 ST | 2 ND | 3 RD | 4 TH | GOG (GH¢) | IGF (GH¢) | Donor (US\$) | Lead | Col |
| | Organize Local Competitions at Zonal and District levels for selected Disciplines | Regional | | | | | | | 840,000.00 | | | NSA | MoY S, Sports Ass. |
| | Organize Tech. courses and Competitions in various Disability Sports | Regional | | No. of Tech. courses and Competitions organized | | | | | 2,400,000.00 | | | NSA | MoY S, Sports Ass. |
| | Provide support for 40 National Sports Associations to attend and participate in international events and competitions including Annual General Meetings (AGMs). | Regional | | Number of sporting associations assisted to fulfil obligations | | | | | 7,200,000.00 | | | NSA | MoY S, Sports Ass. |
| | Establish Regional Sports Committee and Districts Sports Unit. | Regional | | Number of regional and district committees/ | | | | | 400,000.00 | | | NSA | MOY S, RCC, DA's |

| Thematic Area: Social Development | | | | | | | | | | | | | |
|---|--|--------------|--------------|--|----------------------------|-----------------|-----------------|-----------------|----------------------|--------------|-----------------|------------------------------|-------------------|
| Development Dimension: - Create opportunities for all | | | | | | | | | | | | | |
| PROGRAMME/ SUB- PROGRAMME | ACTIVITIES (OPERATIONS) | LOCATIO N | BASELI NE | OUTPUT INDICAT ORS | QUARTERLY TIME SCHEDULE | | | | INDICATIVE BUDGET | | | IMPLEMENT ING AGENCIES | |
| | | | | | 1 ST | 2 ND | 3 RD | 4 TH | GOG (GH¢) | IGF (GH¢) | Donor (US\$) | Lead | Col |
| | | | | units established | | | | | | | | | |
| | Meet administrative expenses of the Authority | Regional | | Financial obligation settled | | | | | 17,200,000.00 | | | NSA | MoYS, Sports Ass. |
| | Provide Equipment for Headquarters, Regional, District and Sports Associations Offices | Regional | | Number of equipment purchased for Headquarters, Regional, District and Sports Associations Offices | | | | | 8,000,000.00 | | | NSA | MoYS, Sports Ass. |
| | Continue public private partnership arrangements with Ministry of Finance to provide sports infrastructure at the National Sports Authority. | Accra | | Number of PPP pursued | | | | | 4,000,000.00 | | | NSA | MoYS, Sports Ass. |

| Thematic Area: Social Development | | | | | | | | | | | | | |
|--|---|--------------|--------------|--|----------------------------|-----------------|-----------------|-----------------|----------------------|--------------|-----------------|------------------------------|-----------------------------|
| Development Dimension: - Create opportunities for all | | | | | | | | | | | | | |
| PROGRAMME/ SUB- PROGRAMME | ACTIVITIES (OPERATIONS) | LOCATIO N | BASELI NE | OUTPUT INDICAT ORS | QUARTERLY TIME SCHEDULE | | | | INDICATIVE BUDGET | | | IMPLEMENT ING AGENCIES | |
| | | | | | 1 ST | 2 ND | 3 RD | 4 TH | GOG (GH¢) | IGF (GH¢) | Donor (US\$) | Lead | Col |
| | Organize Capacity Building workshops / Seminars for sports officials and technical coaches. | Regional | | Number of capacity building workshops organized for sports officials and technical coaches | | | | | 200,000.00 | | | NSA | MoYS, Sports Ass. |
| Sports Development Sports Human Resource and Facility Development | Organize soccer and tennis competition during Aboakyire Festival. | Winneba | | Number of local competitions/events organized | | | | | 40,000.00 | | | NSCW | Winneba Traditional Council |
| | Organize training courses for technical personnel of all sporting disciplines | Winneba | | Number training courses organized | | | | | 40,000 | | | NSCW | NSC, Sports Association |

| Thematic Area: Social Development | | | | | | | | | | | | | |
|---|---|--------------|--------------|--|----------------------------|-----------------|-----------------|-----------------|----------------------|--------------|-----------------|------------------------------|-------|
| Development Dimension: - Create opportunities for all | | | | | | | | | | | | | |
| PROGRAMME/ SUB- PROGRAMME | ACTIVITIES (OPERATIONS) | LOCATIO N | BASELI NE | OUTPUT INDICAT ORS | QUARTERLY TIME SCHEDULE | | | | INDICATIVE BUDGET | | | IMPLEMENT ING AGENCIES | |
| | | | | | 1 ST | 2 ND | 3 RD | 4 TH | GOG (GH¢) | IGF (GH¢) | Donor (US\$) | Lead | Col |
| | | | | for technical personnel in sporting disciplines | | | | | | | | | |
| | Provide education and skills training soccer academy and tennis players. | Winneba | | Number of tennis and soccer players educated | | | | | 600,000.00 | | | NSCW | |
| | Provide platform for training of academic graduates to experience High performance training and competition | Winneba | | Number of training platforms available to academic graduates | | | | | 80,000.00 | | | NSCW | |
| | Organize training on healthy living for staff | Winneba | | Number of Staff trained on | | | | | 10,000.00 | | | NSCW | MOY S |
| | Staff trained on administrative principles and other technical concepts | Winneba | | - fire prevention and | | | | | 80,000.00 | | | NSA | MOY S |

| Thematic Area: Social Development | | | | | | | | | | | | | |
|---|---|---------------|--------------|---|----------------------------|-----------------|-----------------|-----------------|----------------------|--------------|-----------------|------------------------------|----------|
| Development Dimension: - Create opportunities for all | | | | | | | | | | | | | |
| PROGRAMME/ SUB- PROGRAMME | ACTIVITIES (OPERATIONS) | LOCATIO N | BASELI NE | OUTPUT INDICAT ORS | QUARTERLY TIME SCHEDULE | | | | INDICATIVE BUDGET | | | IMPLEMENT ING AGENCIES | |
| | | | | | 1 ST | 2 ND | 3 RD | 4 TH | GOG (GH¢) | IGF (GH¢) | Donor (US\$) | Lead | Col |
| | | | | safety measures administrati ve principles and technical concepts | | | | | | | | | |
| | Participate in international competitions | International | | Number of international and sub- regional competitive sporting events in which Ghana participated. | | | | | 80,00 0.00 | | | NSCW | MOY S |
| | Pay administrative expenses of the College | Winneba | | Total amount of administrati ve expenses paid | | | | | 450,0 00.00 | | | NSCW | MOY S |

| Thematic Area: Social Development | | | | | | | | | | | | | |
|---|--|--------------|--------------|---|----------------------------|-----------------|-----------------|-----------------|----------------------|--------------|-----------------|------------------------------|-----------|
| Development Dimension: - Create opportunities for all | | | | | | | | | | | | | |
| PROGRAMME/ SUB- PROGRAMME | ACTIVITIES (OPERATIONS) | LOCATIO N | BASELI NE | OUTPUT INDICAT ORS | QUARTERLY TIME SCHEDULE | | | | INDICATIVE BUDGET | | | IMPLEMENT ING AGENCIES | |
| | | | | | 1 ST | 2 ND | 3 RD | 4 TH | GOG (GH¢) | IGF (GH¢) | Donor (US\$) | Lead | Col |
| | Prepare annual budget | Winneba | | Number of budgets prepared and approved | | | | | 30,000.00 | | | NSCW | MOYS, MOF |
| | Pursue public private partnership to transform the infrastructure stock at the College | Winneba | | Number of PPP pursued | | | | | 100,000.00 | | | NSCW | MOYS, MOF |
| | Purchase 2 vehicles for the sector | Winneba | | Number of facilities renovated | | | | | 500,000.00 | | | NSCW | MOYS, MOF |
| | Renovate facilities at the College | Winneba | | and logistics procured | | | | | 2,000,000.00 | | | NSC-W | MOYS, MOF |
| | Procure training kits and equipment for soccer and tennis academies. | Winneba | | (vehicles, training kits and equipment) | | | | | 70,000.00 | | | NSC-W | MOYS, MOF |
| | Establish Sports Colleges in collaboration with the private sector | Winneba | | Number of Sports Colleges established | | | | | 7,000,000.00 | | | NSC-W | MOYS, MOF |

| Thematic Area: Social Development | | | | | | | | | | | | | |
|---|----------------------------|--------------|--------------|--------------------------|----------------------------|-----------------|-----------------|-----------------|----------------------|--------------|-----------------|------------------------------|-----|
| Development Dimension: - Create opportunities for all | | | | | | | | | | | | | |
| PROGRAMME/ SUB- PROGRAMME | ACTIVITIES (OPERATIONS) | LOCATIO N | BASELI NE | OUTPUT INDICAT ORS | QUARTERLY TIME SCHEDULE | | | | INDICATIVE BUDGET | | | IMPLEMENT ING AGENCIES | |
| | | | | | 1 ST | 2 ND | 3 RD | 4 TH | GOG (GH¢) | IGF (GH¢) | Donor (US\$) | Lead | Col |
| | | | | and functional | | | | | | | | | |

CHAPTER SIX

IMPLEMENTATION, MONITORING AND EVALUATION

PART ELEVEN

6.0 INTRODUCTION

To ensure a sustainable implementation of the SMTDP regular Monitoring and Evaluation (M&E) is required. It is an aspect often neglected due to data and resource challenges. The purpose of Monitoring and Evaluation (M&E) is to track progress to ensure whether intended objectives are being achieved. It also ensures improved accountability, efficient use of resources and demonstrate impacts of efforts to develop sports and to create confidence among stakeholders. The M&E process will further ensure that activities that are not being implemented effectively will be corrected in mid-course in order contribute to improved SMTDP implementation. The M&E System is expected to collect, analyze, communicate and disseminate information on performance and outcomes, in order to feed in to policy reviews and formulation process.

The M&E framework below spells out the indicators needed for tracking programme and sub-programme outputs and outcomes for the sector.

TABLE 34: Ministry of Youth and Sports Results Framework

| Development Dimension: Create opportunities for all | | | | | | | | | | |
|---|--|----------------|---------------|--------|-------|-------|-------|----------------------|----------------|----------------|
| Indicators | Indicator Definition | Indicator Type | Baseline 2017 | Target | | | | Monitoring Frequency | Disaggregation | Responsibility |
| | | | | 2018 | 2019 | 2020 | 2021 | | | |
| Objective 1: Enhance sports and recreational infrastructure | | | | | | | | | | |
| Proportion of sporting facilities and infrastructure rehabilitated/ constructed | Increase in total stock of national sport infrastructure | Outcome | 5 stadia | 1 | 2 | 2 | 1 | yearly | Regionally | MoYS, NSA |
| Number of youth benefitting from the sports development initiative | Count of youth benefitting from the sport module by gender | Outcome | 5,800 | 1,450 | 1,450 | 1,450 | 1,450 | yearly | Regionally | MoYS, NYA |

| Development Dimension: Create opportunities for all | | | | | | | | | | |
|--|---|----------------|---------------|--------|------|------|------|----------------------|----------------|----------------|
| Indicators | Indicator Definition | Indicator Type | Baseline 2017 | Target | | | | Monitoring Frequency | Disaggregation | Responsibility |
| | | | | 2018 | 2019 | 2020 | 2021 | | | |
| Number of model youth and sports resource centres constructed | Number of model youth and sports resource centres constructed | Output | - | 3 | 3 | 3 | 1 | Yearly | Regional | MoYS, NYA |
| Number of stadia rehabilitated | Number of national stadia rehabilitated across the country | Output | 2 | 4 | 2 | 2 | 1 | Yearly | Regional | MoYS, NSA |
| Number of Audit Committee meetings organized | Number of Audit Committee meetings organized | Output | 4 | 4 | 4 | 4 | 4 | Quarterly | National | MoYS |
| Number of Administrative meetings organized on sector programmes | Number of Administrative meetings organized on sector programmes and activities | Output | 10 | 10 | 12 | 12 | 12 | Quarterly | National | MoYS |
| Number of Sports Colleges established and functional | Count of Sports Colleges established and functional across the regions | Output | - | | 1 | 1 | 1 | Yearly | National | NSCW, MoYS |
| Objective 2: Build capacity for sports and recreational development | | | | | | | | | | |
| Proportion of trained sports administrators | The total number of administrators trained as a percentage Number of sports | Outcome | 150 | 180 | 220 | 220 | 250 | Yearly | National | NSCW, MoYS |

| Development Dimension: Create opportunities for all | | | | | | | | | | |
|---|--|-----------------------|----------------------|---------------|-------------|-------------|-------------|-----------------------------|-----------------------|-----------------------|
| Indicators | Indicator Definition | Indicator Type | Baseline 2017 | Target | | | | Monitoring Frequency | Disaggregation | Responsibility |
| | | | | 2018 | 2019 | 2020 | 2021 | | | |
| | administrators who are trained | | | | | | | | | |
| Number of competitions facilitated <ul style="list-style-type: none"> • Black Stars • Black Satellites • Black Starlets • Black Queens • Black Princesses • Black Maidens | Number of competitions participated in by National Football Teams | Output | 5 | 6 | 7 | 7 | 8 | Yearly | National | MoYS |
| Number of staff trained <ul style="list-style-type: none"> • M&E • DPA • Senior Management, • Secretarial course, • Scheme of service • Procurement & admin • Financial Management • Performance Management • C.P.A • Public Relations • ICT • Administrative Skills • National Road Act • Office Customer Care • Records management • Audit Principles and Techniques | Count of staff at Ministry Headquarters trained in various human resource programmes | Output | | 62 | 62 | 62 | 62 | Yearly | National | MoYS |

| Development Dimension: Create opportunities for all | | | | | | | | | | |
|--|--|-----------------------|----------------------|---------------|-------------|-------------|-------------|-----------------------------|-----------------------|-----------------------|
| Indicators | Indicator Definition | Indicator Type | Baseline 2017 | Target | | | | Monitoring Frequency | Disaggregation | Responsibility |
| | | | | 2018 | 2019 | 2020 | 2021 | | | |
| Number of international and sub-regional competitive sporting events in which Ghana participated | The total number of international, regional and continental competitive sporting events in which sport associations and clubs participated in on behalf of the country | Output | 68 | 85 | 90 | 100 | 110 | Yearly | National | NSA |
| Number of local competitions/events organized | Count of local competitions/events organized in the country | Output | 70 | 85 | 90 | 95 | 100 | Yearly | National | NSA |
| Number of sporting associations assisted to fulfil obligations | Count of sports associations assisted to fulfil obligations | Output | 40 | 40 | 40 | 40 | 40 | Yearly | National | NSA |
| Number of regional and district committees/units established | Number of regional and district committees/units established | Output | 10 Reg. | 20 Dist . | 40 Dist . | 60 Dist . | 80 Dist . | Yearly | National | NSA |
| Number training courses organized for technical personnel in sporting disciplines | Count of training courses organized for technical personnel in all the sporting disciplines in the country | Output | 3 | 4 | 4 | 5 | 5 | Yearly | National | NSA, NSCW, |

| Development Dimension: Create opportunities for all | | | | | | | | | | |
|--|--|----------------|---------------|--------|------|------|------|----------------------|----------------|----------------------|
| Indicators | Indicator Definition | Indicator Type | Baseline 2017 | Target | | | | Monitoring Frequency | Disaggregation | Responsibility |
| | | | | 2018 | 2019 | 2020 | 2021 | | | |
| Number of tennis and soccer players educated | Count of tennis and soccer players educated by the National Sports College. | Output | 145 | 155 | 170 | 180 | 190 | Yearly | National | NSCW, |
| Objective 3: Build capacity for sports development and management | | | | | | | | | | |
| Proportion of Athletes benefitting from Youth in Sports Module | The number of athletes in youth in sports module expressed as a percentage of athletes | Outcome | | | | | | | | |
| Number of stakeholder workshops organized on draft sports college bill | | Output | | 2 | | | | Yearly | National | MoYS, NSA, NSCW |
| Number of legislations developed for Sports Act | | Output | | | 1 | | | Yearly | National | MoYS, NSA, NSCW |
| Number of stakeholder meetings organized to revise sports policy | | Output | | 2 | 2 | | | Yearly | National | MoYS, NSA, NSCW |
| Number of review meetings organized on programmes and activities | | Output | 4 | 4 | 4 | 4 | 4 | Yearly | National | MoYS, NSA, NSCW, NYA |
| Number of annual reports prepared | | Output | 1 | 1 | 1 | 1 | 1 | Yearly | National | MoYS, NSA, NSCW, NYA |
| Number of M&E conducted | | Output | 2 | 4 | 4 | 4 | 4 | Yearly | National | MoYS, NSA, NSCW, NYA |
| Number of Athletes supported under Youth in Sports Module | | Output | | | | | | | | |

| Development Dimension: Create opportunities for all | | | | | | | | | | |
|---|---|----------------|-------------------|--------|------|------|------|----------------------|----------------|----------------------|
| Indicators | Indicator Definition | Indicator Type | Baseline 2017 | Target | | | | Monitoring Frequency | Disaggregation | Responsibility |
| | | | | 2018 | 2019 | 2020 | 2021 | | | |
| Sector HIV/AIDS Policy developed | | Output | | | Yes | | | Yearly | National | MoYS, NSA, NSCW, NYA |
| Number of Staff sensitized on HIV/AIDS | | Output | | 65 | 65 | 65 | 65 | Yearly | National | MoYS |
| Objective 4: Ensure sustainable funding sources for the growth and development of sports | | | | | | | | | | |
| Sports contribution to GDP | Value of sports expressed as a percentage of GDP | Outcome | conducted in 2018 | | | | | Yearly | National | MoYS, NSA, NSCW, |
| Sports Fund established | | Output | | | Yes | | | Yearly | National | MOYS |
| Number of budgets prepared and approved | | Output | 1 | 1 | 1 | 1 | 1 | Yearly | National | MOYS |
| Objective 5: Promote effective participation of the youth in socioeconomic development | | | | | | | | | | |
| Proportion of youth provided with employable skills | The total number of youth provided employable skills expressed as a percentage of youth without employable skills | Outcome | Not yet done | | | | | Yearly | Regional | MOYS, NYA |
| Number of Youth Leadership & Skill Training Institutes renovated | | Output | | 3 | 4 | 3 | 1 | Yearly | National | NYA |
| Number of facilities constructed in YLSTI (dormitories, workshops and dining hall) | | Output | - | 3 | 2 | 4 | 1 | Yearly | National | NYA |
| Number of Youth Centres constructed and furnished | | Output | - | 3 | 2 | 4 | 1 | Yearly | National | NYA |

| Development Dimension: Create opportunities for all | | | | | | | | | | |
|---|----------------------|----------------|---------------|---------|---------|---------|---------|----------------------|----------------|----------------|
| Indicators | Indicator Definition | Indicator Type | Baseline 2017 | Target | | | | Monitoring Frequency | Disaggregation | Responsibility |
| | | | | 2018 | 2019 | 2020 | 2021 | | | |
| Number of youth trained in - Leadership/Vocational /Technical Skills - Informal apprenticeship - Entrepreneurship - Agri-business | | Output | 2,240 | 3,000 | 3,500 | 4,000 | 4,050 | Yearly | National | NYA |
| Number of NYA offices established at the district level | | Output | 53 | 70 | 90 | 140 | 170 | Yearly | National | NYA |
| Number of regional dialogues organized on youth priority concerns | | Output | | 3 | 4 | 6 | 10 | Yearly | National | NYA |
| Number of National-led youth associations supported | | Output | | 40 | 45 | 60 | 70 | Yearly | National | NYA |
| Objective 6: Promote youth participation in politics, electoral democracy and governance | | | | | | | | | | |
| Number of National Youth Parliament established and functional | | Output | 1 | 2 | 3 | 3 | 1 | Yearly | Regionally | NYA |
| Number of youth policy disseminated | | Output | 350,000 | 500,000 | 550,000 | 550,000 | 600,000 | Yearly | Regionally | NYA |
| National Youth Database available and accessible | | Output | - | 130 | 155 | 175 | 195 | Yearly | Regionally | NYA |
| Number of staff trained in CYP | | Output | - | 10 | 15 | 15 | 17 | Yearly | National | NYA |
| Number of training courses organized for | | Output | - | 4 | 4 | 4 | 4 | Yearly | National | NYA |

| Development Dimension: Create opportunities for all | | | | | | | | | | |
|---|-----------------------------|-----------------------|----------------------|---------------|-------------|-------------|-------------|-----------------------------|-----------------------|-----------------------|
| Indicators | Indicator Definition | Indicator Type | Baseline 2017 | Target | | | | Monitoring Frequency | Disaggregation | Responsibility |
| | | | | 2018 | 2019 | 2020 | 2021 | | | |
| Accounts & Administrative staff | | | | | | | | | | |
| Number of annual retreats organised for Staff | | Output | 1 | 2 | 3 | 4 | 4 | Yearly | National | NYA |
| Number of peer education programmes organised for the Youth | | Output | 1,200,000 | 2,300,000 | 2,500,000 | 3,000,000 | 3,500,000 | Yearly | National | NYA |
| Number of Youth Week celebrations activities organized | | Output | 1 | 1 | 1 | 1 | 1 | Yearly | National | NYA |
| Number of district volunteer camps organized | | Output | - | 50 | 55 | 60 | 70 | Yearly | District | NYA |

6.1 ARRANGEMENT FOR DATA COLLECTION, COLLATION, ANALYSIS AND USE OF RESULTS

Data collection activity in the planning cycle provides a fundamental agenda for effective monitoring, evaluation and PM&E. Data will be collected from both the Primary and secondary sources. In order to avoid errors and inconsistencies, data collated will be validated for useful analysis and interpretation. The basis for the analysis is to report on the progress of each indicator towards meeting the goals, objectives and targets of the SMTDP. The PPMEB and RSIM of the Ministry has the major responsibility of collating all M&E data, analyzing and preparing M&E reports for all stakeholders. Data collection will be done through Desk Review, Field Visits, Questionnaire, Interviews, Reports and Observation. Analysis of data will be done at the office using Microsoft office applications, expert analysis meetings and the results will be used for implementation of future policies and programmes. An information system will also be created to serve as an information bank for the Ministry and its stakeholders. The data collection matrix below provides information on data required for the sector indicators, data collection method and disaggregation.

Table 35: Data Collection Matrix

| Indicator | Data Collection Period | Data Collection Method | Data Disaggregation | Results |
|--|------------------------|------------------------|-------------------------|---|
| Objective 1: Enhance sports and recreational infrastructure | | | | |
| Proportion of sporting facilities and infrastructure rehabilitated/constructed | January - December | Reports | Regional Disaggregation | From 5 to 10 national sports stadia |
| Number of youth benefitting from the sports development initiative | January - December | Reports | Regional Disaggregation | From 5,800 to 11,600 youth |
| Number of model youth and sports resource centres constructed | January - December | Reports, Observation | Regional Disaggregation | From 0 to 10 youth centres |
| Number of stadia rehabilitated | January - December | Reports, Observation | Regional Disaggregation | From 0 to 5 sports stadia |
| Number of ARIC meetings organized | January - December | Reports | Institutional level | 4 meetings per year |
| Number of Administrative meetings organized on sector programmes | January - December | Reports | Institutional level | One meeting per month |
| Number of Sports Colleges established and functional | January - December | Reports, Observation | Regional Disaggregation | From zero to one college per year for three years |
| Objective 2: Build capacity for sports and recreational development | | | | |
| Proportion of trained sports administrators | January - December | Reports, Observation | National | 66% increase over a 4yr period |

| Indicator | Data Collection Period | Data Collection Method | Data Disaggregation | Results |
|---|------------------------|------------------------------------|---------------------|---|
| Number of competitions facilitated <ul style="list-style-type: none"> • Black Stars • Black Satellites • Black Queens • Black Princesses • Black Maidens | January - December | Reports, Observation | National | 8 competitions will be facilitated by 2021. |
| Number of School Sports and Security Services promoted | January - December | Reports | National | From zero to one national competition per year |
| Number of staff trained <ul style="list-style-type: none"> • M&E • DPA • Senior Management, • Secretarial course, • Scheme of service • Procurement & admin • Financial Management • Performance Management • C.P.A • Public Relations • ICT • Administrative Skills • National Road Act • Office Customer Care • Records management Audit Principles and Techniques | January - December | Reports | Institutional level | 62 staff will receive various training per year by 2021 |
| Number of international and sub-regional competitive sporting events in which Ghana participated | January - December | Reports, Observations, Desk Review | Institutional level | From 68 competitions to 110 will be attended by 2021 |

| Indicator | Data Collection Period | Data Collection Method | Data Disaggregation | Results |
|--|------------------------|------------------------------------|---------------------|---|
| Number of local competitions/events organized | January - December | Reports, Observations, Desk Review | Institutional level | From 70 competitions to 100 by 2021 |
| Number of sporting associations assisted to fulfil obligations | January - December | Reports, Observations, | Institutional level | Support all 40 sports associations |
| Number of regional and district committees/units established | January - December | Reports, Observations, | Institutional level | From zero to 80 districts by 2021 |
| Number of training courses organized for technical personnel in sporting disciplines | January - December | Reports | Institutional level | From 3 to 5 training courses per year by 2021 |
| Number of tennis and soccer players educated | January - December | Reports, Observations, | Institutional level | From 145 academy players to 190 by 2021 |
| Objective 3: Build capacity for sports development and management | | | Institutional level | |
| Proportion of Athletes benefitting from Youth in Sports Module | Half Yearly | Reports, Field Visits, | Institutional level | 5,000 Athletes will benefit yearly |
| Number of stakeholder workshops organized on draft sports college bill | January - December | Reports | Institutional level | 2 stakeholder workshops will be held by 2018 |
| Number of legislations developed for Sports Act | January - December | Reports, Observations, | Institutional level | 1 legislation on sports act passed by 2019 |
| Number of stakeholder meetings organized to revise sports policy | January - December | Reports | Institutional level | 2 stakeholder workshop organized by 2019 |

| Indicator | Data Collection Period | Data Collection Method | Data Disaggregation | Results |
|---|------------------------|--|---------------------|--|
| Number of review meetings organised on programmes and activities | January - December | Reports | Institutional level | 4 review meetings organized yearly |
| Number of annual reports prepared | January - December | Reports | Institutional level | 1 annual report prepared yearly |
| Number of M&E conducted | January - December | Reports, observations | Institutional level | 1 M&E conducted quarterly |
| Number of Athletes supported under Youth in Sports Module | January - December | Reports, Field Visits, | Institutional level | 5,000 Athletes supported yearly |
| Sector HIV/AIDS Policy developed | January - December | Reports | Institutional level | Sector HIV/AIDS/STI policy developed by 2019 |
| Number of Staff sensitized on HIV/AIDS | January - December | Reports | Institutional level | 65 staff sensitized yearly |
| Objective 4: Ensure sustainable funding sources for the growth and development of sports | | | | |
| Proportion of national budget allocated to sports development | January - December | Desk Review | Institutional level | 50% increase in yearly allocation |
| Sports contribution to GDP | Yearly | Desk Review, Field Visits, Questionnaire, Interviews | Institutional level | Baseline study conducted |
| Sports Fund established | January - December | Reports | Institutional level | Sports fund established by 2019 |
| Number of budgets prepared and approved | January - December | Reports | Institutional level | 1 budget prepared yearly |

| Indicator | Data Collection Period | Data Collection Method | Data Disaggregation | Results |
|--|------------------------|------------------------|---------------------|---|
| Objective 5: Promote effective participation of the youth in socioeconomic development | January - December | | | |
| New jobs created | January - December | Reports | Institutional level | |
| Proportion of youth provided with employable skills | January - December | Reports | Institutional level | Baseline data established |
| Number of Youth Leadership & Skill Training Institutes renovated | January - December | Reports | Institutional level | 11 YLSTI renovated by 2021 |
| Number of facilities constructed in YLSTI (dormitories, workshops and dining hall) | January - December | Reports, Field Visits, | Institutional level | 11 YLSTI furnished by 2021 |
| Number of Youth Centres constructed and furnished | January - December | Reports, Field Visits | Institutional level | 10 New Youth Centre's constructed by 2020 |
| Number of youth trained in - Leadership/Vocational/Technical Skills - Informal apprenticeship - Entrepreneurship Agri-business | January - December | Reports | Institutional level | From 2040 to 4050 youth trained by 2021 |
| Number of NYA offices established at the district level | January - December | Reports, Field Visits | Institutional level | From 53 offices to 170 offices by 2021 |
| Number of regional dialogues organized on youth priority concerns | January - December | Reports | Institutional level | From 3 to 10 dialogues organized per year by 2021 |

| Indicator | Data Collection Period | Data Collection Method | Data Disaggregation | Results |
|---|------------------------|------------------------|---------------------|---|
| Number of National-led youth associations supported | January - December | Reports | Institutional level | From 40 to 70 youth associations supported by 2021 |
| Objective 6: Promote youth participation in politics, electoral democracy and governance | | | | |
| Proportion of National Youth Parliament established and functional | January - December | Reports, Field Visits | Institutional level | From 1 to 10 youth parliament established |
| Number of youth policy disseminated | January - December | Reports | Institutional level | From 350,000 to 600,000 disseminated policy by 2021 |
| National Youth Database available and accessible | January - December | Reports | Institutional level | From 130 to 195 youth associations registered |
| Number of staff trained in CYP | January - December | Reports | Institutional level | From 10 to 17 staff yearly |
| Number of training courses organized for Accounts & Administrative staff | January - December | Reports | Institutional level | 4 training per year |
| Number of annual retreats organised for Staff | January - December | Reports, Observations | Institutional level | From 1 to 4 annual retreats per year |
| Number of peer education programmes organised for the Youth | January - December | Reports, Observations | Institutional level | From 1,200,000 to 3,500,000 youth yearly |
| Number of Youth Week celebrations activities organised | January - December | Reports, Observations | Institutional level | 1 youth week activities per year |

| Indicator | Data Collection Period | Data Collection Method | Data Disaggregation | Results |
|--|------------------------|------------------------|---------------------|----------------------------------|
| Number of district volunteer camps organized | January - December | Reports, Field Visits | Institutional level | From 50 to 70 youth camps yearly |

6.2 REPORTING ARRANGEMENTS

Preparation of quarterly and annual progress reports are the major monitoring deliverables of the sector. These reports would be prepared according to the NDPC format and submitted in a timely manner to the NDPC and other relevant stakeholders. The table below provides the M&E report format.

| MoYS M&E Report Format |
|--|
| Title Page <ul style="list-style-type: none">i. Ministry of Youth and Sportsii. Quarterly M&E Report |
| Introduction <ul style="list-style-type: none">i. Summary of achievements and challenges with the implementation of the SMTDPii. Purpose of the M&E for the stated periodiii. Processes involved and difficulties encountered |
| M&E Activities Report <ul style="list-style-type: none">i. Programme/Project status for the quarter or yearii. Update on funding sources and disbursementsiii. Update on indicators and targetsiv. Update on critical development and poverty issuesv. Evaluations conducted; their findings and recommendationsvi. Participatory M&E undertaken and their results |
| The Way Forward <ul style="list-style-type: none">i. Key issues addressed and those yet to be addressedii. Recommendations |

6.3 DISSEMINATION AND COMMUNICATION STRATEGY

To ensure effective implementation of projects and programmes, MoYS would hold regular meetings to discuss strategies with respect to meetings Government's expectations and the public within the ambit of the Constitutional Mandate establishing the Sector. We will also ensure close collaboration with relevant stakeholders through planned meetings and workshops using of circulars and periodic newsletters. Furthermore, we will regularly update our internal mechanisms and processes, submit regular reports to relevant mandated institutions and improve our human resource capacity for effective and efficient work output.

Table 36: Communication Activity Matrix

| Activity | Purpose | Audience | Method/Tool | Timeframe | Responsibility |
|-----------------------------------|---|---|---|------------------|---------------------------------------|
| Stakeholder workshop | To create awareness on the SMTDP | Partners at all levels, Public sector, Private sector, MDAs, DPs NGO's, Media | Presentations, Articles, Workshops and seminars | 2018 | SMPC |
| Meeting with Political Leadership | To create awareness on the SMTDP To get them to appreciate the SMTDP | Office of the President, Parliamentary Caucus, DCE | Presentations/briefs and discussions | 2018 | Ministry Headquarters, NSA, NYA, NSCW |
| Council Meeting | To create awareness on the SMTDP | Board members | Presentations and discussions | 2018 | Ministry Headquarters, NSA, NYA, NSCW |
| Media Engagement | Interviews, Talk shows etc. | Media, General Public | Discussions and Presentations | 2018 | Ministry Headquarters, NSA, NYA, NSCW |

6.4 EVALUATION

Evaluation is a key activity in the planning process. The sector in order to assess the performance of all projects and programmes to ascertain if these interventions have achieved their original objectives and evaluate the overall changes caused by the intervention. An effective evaluation will improve decision-making and provide insights for effective programme design and implementation. During the period of implementation of the SMTDP, the sector will undertake ex-ante, mid-term and post-ante evaluation. The sector will make conscious effort to evaluate priority programmes and projects under youth and sports and offer the outcomes of these study to relevant stakeholders for informed decision-making. Table 26 below provides information on evaluation framework or matrix to guide the sector in conducting evaluation studies.

Table 29: Evaluation Matrix

| Evaluation Criteria | Evaluation Questions | | Data Needed | Data Sources | Data Collection Methods |
|---------------------|---|--|--|---|--|
| | Main Questions | Sub- Questions | | | |
| Relevance | How relevant are the policies and programmes of the Ministry to the needs and aspirations of the population | Has the policies and programmes impacted on the targets? | <p>Contribution of sports to GDP.</p> <p>Number of youth benefiting from youth and sports development initiatives.</p> <p>Youth and sports infrastructure rehabilitated or constructed</p> | <ul style="list-style-type: none"> • Stakeholder forums reports • Signed contracts • Monitoring reports • Annual financial and narrative reports • Feasibility studies reports | <ul style="list-style-type: none"> • Review of secondary data • Surveys • Questionnaires • Mid and Annual monitoring |

| | | | | | |
|----------------|--|---|---|---|--|
| | | | | | |
| Efficiency | Were the funds adequate for the coordination and implementation of the policies and programmes | How did adequate funding impact on the programmes | Releases by MOFEP | Ministry of Finance | Review of secondary data/Field surveys/Stakeholder interactions |
| Effectiveness | To what extent did the policies and programmes of the Ministry achieved their intended purpose | How did the policies and programmes of the Ministry strengthened the institutional capacity of the various stakeholders | Monitoring and Evaluation reports Audit of policy and programme implementation | Annual Audit Report of the Ministry Annual Financial Reports of the Ministry | Review of secondary data/Field Mid and Annual monitoring |
| Impact | How will you describe the key impacts policies and programmes of the Ministry on the people of Ghana | How has the policies and programmes of the Ministry empowered young people and sports development in Ghana | Mid-year and end of year sector reports. | Annual Performance Report Quarterly reports | Reports Review of secondary data/Field |
| Sustainability | How did the youth and sports programmes address financial, social and environmental sustainability? | | Number of specific recommendations implemented | Baseline survey reports Monitoring reports | Questionnaires Quarterly/Mid and Annual monitoring Surveys |

| | | | | | |
|--------|--|--|--|---------|--|
| | | | | Surveys | |
| Others | | | | | |

6.5 PARTICIPATORY MONITORING AND EVALUATION (PM&E)

The Ministry will undertake participatory M&E for the 2018-2021 sector medium-term plan. Participatory M&E (PM&E) is a monitoring and evaluation practice where stakeholders are directly involved in the M&E design and implementation process. The Ministry will employ PM&E to capture the perceptions and assess whether interventions have met these expectations, especially in the targeted areas and among the vulnerable in the society. This will further afford the ministry the opportunity to interact with the districts, CSOs and various stakeholder groups. The approaches that will be employed for the PM&E includes community and site meetings, meeting with key stakeholders, making available through email and information desk a feedback loop between the public and the Ministry.