


**MINISTRY OF LOCAL GOVERNMENT AND  
RURAL DEVELOPMENT  
NORTH DAYI DISTRICT ASSEMBLY**



**MEDIUM-TERM DEVELOPMENT PLAN**  
**(2018- 2021)**

**UNDER**

**AN AGENDA FOR JOBS: CREATING PROSPERITY AND**  
**EQUAL OPPORTUNITY FOR ALL (2018-2021)**

**PREPARED BY:**

**DISTRICT PLANNING COORDINATING UNIT  
(DPCU)  
NORTH DAYI DISTRICT ASSEMBLY  
P. O. BOX AFG 37  
ANFOEGA-V/R**

**MAY, 2018**

## TABLE OF CONTENT

| CONTENTS   | PAGE |
|--|------|
| TABLE OF CONTENTS  |      |
| LIST OF TABLES   |      |
| LIST OF FIGURES  |      |
| LIST OF ACRONYMS   |      |
| EXECUTIVE SUMMARY  |      |
| CHARPTER ONE: PERFORMANCE REVIEW   |      |
| 1.0 PERFORMANCE REVIEW   | 1    |
| 1.0.1 Introduction   | 1    |
| 1.0.2 Analysis of performance  | 51   |
| 1.0.3 Problems faced during the implementation of GSGDA II DMTDP (2014-2017) | 54   |
| 1.0.4 Lesson learnt  | 54   |
| 1.1 INSTITUTIONAL CAPACITY NEEDS   | 55   |
| 1.1.1 Public Administration  | 55   |
| 1.1.2 Sub-district structures of the assembly                                | 55   |
| 1.1.3 Human resource capacity of the assembly                                | 56   |
| 1.1.4 Plan implementation and M & E needs                                    | 57   |
| 1.1.5 Assessment of DPCU's management capacity index                         | 58   |
| 1.2 DISTRICT PROFILE   | 59   |
| 1.2.1 Physical characteristic  | 59   |
| 1.2.2 Location   | 59   |
| 1.2.3 Climate  | 60   |
| 1.2.4 Vegetation   | 61   |
| 1.2.5 Drainage   | 61   |
| 1.2.6 Topography   | 62   |
| 1.2.7 Geology and minerals   | 62   |
| 1.2.8 Biodiversity, climate change and green economy                         | 63   |
| 1.2.9 Water security   | 64   |
| 1.2.10 Natural and man-made disasters  | 66   |
| 1.3 NATURAL RESOURCE UTILIZATION   | 68   |
| 1.3.1 Support for effective use of natural resource                          | 69   |

|        |  |    |
|--------|--|----|
| 1.3.2  | Challenges for the use of natural resource                           | 69 |
| 1.4    | POPULATION (DEMOGRAPHIC CHARACTERISTIC)                              | 69 |
| 1.4.1  | Population size and distribution                                     | 69 |
| 1.4.2  | Age-sex structure  | 69 |
| 1.4.3  | Fertility  | 72 |
| 1.4.4  | Migration  | 74 |
| 1.4.5  | Gender equality  | 74 |
| 1.5    | SETTLEMENT SYSTEM  | 75 |
| 1.5.1  | rural/urban split  | 75 |
| 1.5.2  | spatial analysis (hierarchy of settlement)                           | 76 |
| 1.6    | ECONOMIC INFRASTRUCTURE AND SERVICE                                  | 83 |
| 1.6.1  | Markets  | 83 |
| 1.6.2  | Pack house   | 83 |
| 1.6.3  | Green house  | 83 |
| 1.6.4  | Road networks  | 84 |
| 1.6.5  | Lake/water transport   | 84 |
| 1.6.6  | Energy/electricity   | 84 |
| 1.6.7  | Post and telecommunication   | 84 |
| 1.6.8  | Information and communication technology                             | 84 |
| 1.6.9  | Ownership of mobile phones   | 85 |
| 1.6.10 | The use of internet  | 85 |
| 1.6.11 | Banking service  | 85 |
| 1.6.12 | Hospitality industry   | 86 |
| 1.6.13 | Tourism  | 86 |
| 1.6.14 | Beach resorts at Tsorxor, Awate and Aveme                            | 86 |
| 1.6.15 | Crocodile cave   | 86 |
| 1.6.16 | A 345 Steps linking Anfoega Azigbe and Anfoega Agata and Agatanyigbe | 86 |
| 1.6.17 | Natural beach at Botoku  | 87 |
| 1.7    | SANITATION   | 87 |
| 1.7.1  | Solid waste disposal   | 87 |
| 1.7.2  | Method of waste disposal   | 88 |
| 1.7.3  | Liquid waste   | 90 |
| 1.7.4  | Community led total sanitation                                       | 90 |
| 1.7.5  | Challenges   | 91 |
| 1.8    | PEOPLE AND CULTURE OF THE DISTRICT                                   | 91 |
| 1.8.1  | Festivals  | 91 |
| 1.8.2  | Chieftaincy/social structure   | 92 |
| 1.8.3  | religion   | 92 |

|   |     |
|---|-----|
| 1.9 GOVERNANCE                                      | 92  |
| 1.9.1 Sub-district structures of the assembly       | 94  |
| 1.9.2 Decentralized departments                     | 95  |
| 1.9.3 Social accountability                         | 96  |
| 1.10 SECURITY ISSUE                                 | 96  |
| 1.10.1 Police service                               | 97  |
| 1.10.2 Fire service                                 | 97  |
| 1.10.3 Bureau of national investigation             | 97  |
| 1.11 LOCAL ECONOMIC DEVELOPMENT (LED)               | 97  |
| 1.11.1 Challenges for LED                           | 98  |
| 1.11.2 Strategy to promote LED                      | 98  |
| 1.11.3 Led opportunity in the district              | 98  |
| 1.12 ECONOMY OF THE DISTRICT                        | 99  |
| 1.12.1 Social and economic characteristic           | 99  |
| 1.12.2 Analysis of poverty incidence                | 99  |
| 1.12.3 White clay mining                            | 100 |
| 1.12.4 Income of households                         | 101 |
| 1.12.5 Expenditure pattern of households            | 101 |
| 1.12.6 Economically active and inactive population  | 102 |
| 1.12.7 Occupation                                   | 103 |
| 1.12.8 Agriculture sector growth                    | 104 |
| 1.12.9 Food production and security                 | 104 |
| 1.12.10 Cash crops                                  | 105 |
| 1.12.11 Non-traditional crops                       | 105 |
| 1.12.12 Fishing industry                            | 105 |
| 1.12.13 Agriculture extension service               | 105 |
| 1.12.14 Land management                             | 106 |
| 1.12.15 Livestock and keepers                       | 106 |
| 1.12.16 Economic fruit tree crops production        | 107 |
| 1.12.17 Plantation reserve                          | 107 |
| 1.12.18 Rural informal industrial sector employment | 107 |
| 1.12.19 Tourism                                     | 107 |
| 1.12.20 Historical heritage                         | 107 |
| 1.12.21 Revenue source of the district              | 108 |
| 1.13 NUTRITION                                      | 108 |
| 1.13.1 Surveillance system                          | 108 |
| 1.13.2 Challenges with nutrition in the district    | 109 |

|   |     |
|---|-----|
| 1.14 SOCIAL SERVICE                                 | 109 |
| 1.14.1 Educational facilities                       | 109 |
| 1.14.2 Ownership of schools                         | 111 |
| 1.14.3 School infrastructure                        | 112 |
| 1.14.4 Teacher-pupil ratio                          | 112 |
| 1.14.5 Staffing                                     | 113 |
| 1.14.6 School performance assessment meeting        | 114 |
| 1.14.7 BECE analysis                                | 114 |
| 1.14.8 Non-formal education                         | 115 |
| 1.14.9 Education support                            | 115 |
| 1.14.10 Sport development                           | 115 |
| <br>  |     |
| 1.15 HEALTH CARE                                    | 115 |
| 1.15.1 Health facilities and personnel              | 115 |
| 1.15.2 Staff strength                               | 117 |
| 1.15.3 Incidence of disease                         | 118 |
| 1.15.4 Prevalence of major diseases in the district | 118 |
| 1.15.5 Access to health facilities                  | 119 |
| <br>  |     |
| 1.16 MORBIDITY AND MORTALITY                        | 121 |
| 1.16.1 Top Ten causes of morbidity and mortality    | 121 |
| <br>  |     |
| 1.17 HIV/AIDS                                       | 122 |
| 1.17.1 Prevalence                                   | 122 |
| 1.17.2 Challenges in the health sector              | 122 |
| <br>  |     |
| 1.18 INFORMATION COMMUNICATION TECHNOLOGY           | 123 |
| 1.18.1 Owners of mobile phones                      | 123 |
| 1.18.2 Household ownership of fixed telephone lines | 123 |
| 1.18.3 Use of internet                              | 124 |
| 1.18.4 Poverty, inequality and social protection    | 124 |
| 1.18.5 Persons with disability                      | 124 |
| 1.18.6 HIV/AIDS services                            | 125 |
| 1.18.7 Science, Technology and Innovation           | 125 |
| <br>  |     |
| 1.19 SUMMARY OF KEY DEVELOPMENT ISSUES OF GSGDA II  | 126 |
| <br>  |     |
| CHAPTER TWO: DEVELOPMENT ISSUES                     | 129 |
| 2.0 Introduction                                    | 129 |
| 2.1 Community needs and aspirations                 | 129 |

|   |     |
|---|-----|
| 2.2 Harmonization of community needs and aspirations with identified development gaps/problems/issues | 132 |
| 2.3 Adopted development dimensions with issues linked to 2028-2021 NMTDPF                             | 144 |
| 2.4 Prioritization of development issues  | 145 |
| 2.5 Ranking of identified needs   | 145 |
| 2.6 POCC analysis of the district   | 146 |
| 2.7 Assessing the impact of issues considered from the POCC analysis                                  | 154 |
| 2.8 Sustainable environmental assessment  | 155 |
| 2.9 Sustainable prioritized issue   | 158 |

CHAPTER THREE: DEVELOPMENT PROJECTIONS, ADOPTED GOALS, OBJECTIVES AND STARTEGIES 161

|  |     |
|--|-----|
| 3.0 Population projections   | 161 |
| 3.1 Implications for development                                     | 161 |
| 3.2 Population projections for major settlement in the district      | 162 |
| 3.3 Health   | 163 |
| 3.4 Projections for portable water                                   | 164 |
| 3.5 Education  | 165 |
| 3.6 Adoption of district development goals objectives and strategies | 167 |
| 3.7 Development theme  | 167 |
| 3.8 Development goals  | 167 |
| 3.9 Objectives and strategies  | 167 |

CHAPTER FOUR: FORMULATION OF DEVELOPMENT PROGRAMMES AND SUB-PROGRAMMES 175

|   |     |
|---|-----|
| 4.0 Formulation of composite programme of action(PoA) 2018-2021 | 180 |
| 4.1 Composite programme of action (PoA) 2018-2021               | 181 |
| 4.2 Preparation of indicative financial strategy                | 195 |

CHAPTER FIVE: COMPOSITE ANNUAL ACTION PLAN 196

CHAPTER SIX: IMPLIMENTATION, MONITORING AND EVALUATION 252

|  |     |
|--|-----|
| 6.0 Introduction   | 252 |
| 6.1 Monitoring Indicators  | 252 |
| 6.2 Arrangements for Data Collection, Collation, Analysis and Use of Results | 255 |

|     |       |            |      |            |    |          |
|-----|-------|------------|------|------------|----|----------|
| 6.3 | Data  | Collection | and  | Collation  |    |          |
| 255 |       |            |      |            |    |          |
| 6.4 | Forms | of         | Data | Collection |    |          |
| 255 |       |            |      |            |    |          |
| 6.5 | Data  | Analysis   | and  | Use        | of | Results  |
| 255 |       |            |      |            |    |          |
| 6.6 |       | Programme/ |      | Project    |    | Register |
| 255 |       |            |      |            |    |          |

## LIST OF TABLES

|  |             |
|--|-------------|
| 1.1 – Performance Review from 2014 – 2017 under the seven Thematic Areas                         | 3           |
| 1.2 – Total Releases from Government of Ghana  | 52          |
| 1.3 – All Source of Financial Resources for the MDA  | 53          |
| 1.4 – Sub-District Structures of the Assembly  | 56          |
| 1.5 – Showing sex disaggregated data of staff  | 56          |
| 1.6 – Showing qualification of staff in the Assembly   | 57          |
| 1.7 – Showing DMTDP M & E needs  | 57          |
| 1.8 – Assessment of DPCU’s Management Capacity   | 58          |
| 1.9 – Showing various disasters and its occurrences in the district                              | 66          |
| 2.0 – Illustrating the various natural minerals in the district                                  | 68          |
| 2.1 – Population by sex and type of locality   | 70          |
| 2.2 – Reported total fertility rate, general fertility rate and crude birth rate by District     | 73          |
| 2.3 – Showing Rural/Urban split  | 75          |
| 2.4 – Showing scalogram of North Dayi District   | 77          |
| 2.5 – Showing population 12 years and older by sex, mobile phone ownership and internet facility | usage<br>85 |
| 2.6 – Showing Distribution of Refuse Containers in the District                                  | 88          |
| 2.7 – Showing Distribution of Refuse Containers by Area Council                                  | 88          |
| 2.8 – Showing list of festival celebrated in the District  | 91          |
| 2.9 – Sub-District Structures of the District Assembly   | 94          |
| 3.0 – Department of the District Assembly  | 95          |
| 3.1 – Showing expenditure of the people in the District  | 101         |
| 3.2 – Showing Major economic activities in the District – Service, Agriculture and Industry      | 103         |
| 3.3 – Showing Productions of Major Food Crops & Production Areas                                 | 105         |
| 3.4 – Showing details of farming groups formed in the District                                   | 106         |
| 3.5 – Showing Commercial Poultry Farms   | 107         |
| 3.6 – Summary of the Nutritional Status Analysis   | 108         |
| 3.7 – Distribution of Basic Schools  | 109         |
| 3.8 – Showing ownership of schools by levels   | 111         |

|     |   |   |           |             |            |             |           |            |        |     |     |
|-----|---|---|-----------|-------------|------------|-------------|-----------|------------|--------|-----|-----|
| 3.9 | – | Showing   | Enrolment | Levels      | by         | sex         | 111       |            |        |     |     |
| 4.0 | – | Showing   | Teacher   | –           | Pupil      | Ratio       | 113       |            |        |     |     |
| 4.1 | – | Showing   | number    | of          | Trained    | and         | Untrained | Teachers   | 114    |     |     |
| 4.2 | – | Showing   | health    | facilities  | and        | personnel   | 116       |            |        |     |     |
| 4.3 | – | Showing   | District  | Health      | Staff      | Strength    | 117       |            |        |     |     |
| 4.4 | – | Showing   | list      | of          | major      | diseases    | by        | prevalence | 118    |     |     |
| 4.5 | – | Showing Top Ten Causes of OPD Mobility in the North Dayi District (2016 – 2017)             |           |             |            |             |           | 121        |        |     |     |
| 4.6 | – | Showing Top Ten Causes of Mobility in the North Dayi District (2016 – 2017)                 |           |             |            |             |           | 121        |        |     |     |
| 4.7 | – | Showing population 12 years and older by sex, mobile phone ownership and internet facility  |           |             |            |             | usage     | 123        |        |     |     |
| 4.8 | – | Showing household heads by sex, ownership of desktop/laptop computers and a fixed telephone |           |             |            |             | lines     | 124        |        |     |     |
| 4.9 | – |   |           | Showing     |            | PMTCT       | 125       |            |        |     |     |
| 5.0 | – | Showing   | summary   | of          | key        | development | issues    | of         | GSGDA  | II  | 126 |
| 5.1 | – | Showing summary of community needs and aspirations for (2018 – 2021)                        |           |             |            |             |           | 130        |        |     |     |
| 5.2 | – | Showing   | scoring   | procedures  |            |             | 132       |            |        |     |     |
| 5.3 | – | Showing harmonization of community needs and aspirations with identified key development    |           |             |            |             | issues    | 133        |        |     |     |
| 5.4 | – | Showing key development issues under GSGDA II with implications for 2018 – 2021             |           |             |            |             |           | 134        |        |     |     |
| 5.5 | – | Showing identified development issues under GSGDA II and NMTDPF,2018 – 2021                 |           |             |            |             |           | 136        |        |     |     |
| 5.6 | – | Showing   | adopted   | development | dimensions | with        | issues    | of         | NMTDPF | 144 |     |

|     |   |  |     |
|-----|---|--|-----|
| 5.7 | – | Showing procedures for ranking   |     |
| 145 |   |  |     |
| 5.8 | – | Showing Potentials, Opportunities, Constraints and Challenges (POCC) of the District                                       |     |
| 146 |   |  |     |
| 5.9 | – | Showing Analysis of adopted policy objectives against environmental issues using compatibility/internal consistency matrix |     |
| 155 |   |  |     |
| 6.0 | – | Showing internally consistent matrix of adopted policy objectives  |     |
| 156 |   |  |     |
| 6.1 | – | Showing compound matrix against some development objectives  |     |
| 158 |   |  |     |
| 6.2 | – | Showing Sustainable Prioritized Issues as Categorized under Development Dimension and Focus areas                          |     |
| 159 |   |  |     |
| 6.3 | – | Showing Projected Population of the District from 2018-2021  |     |
| 161 |   |  |     |
| 6.4 | – | Showing population projection of major communities   |     |
| 162 |   |  |     |
| 6.5 | – | Showing Projections for Health Facilities Demand for Hospital  |     |
| 163 |   |  |     |
| 6.6 | – | Showing Projections and Demand for Doctors   | 164 |
| 6.7 | – | Showing Projections and Demand for Nurses  |     |
| 164 |   |  |     |
| 6.8 | – | Showing projections for water and sanitation   | 165 |
| 6.9 | – | Showing Teacher-Pupil Ratio at K.G Level   |     |
| 165 |   |  |     |
| 7.0 | – | Showing Teacher-Pupil Ratio at Primary Level   | 165 |
| 7.1 | – | Showing Teacher-Pupil Ratio at JHS Level   |     |
| 166 |   |  |     |
| 7.2 | – | Showing Teacher-Pupil Ratio at SHS Level   |     |
| 166 |   |  |     |
| 7.3 | – | Showing Projections for Educational Facilities   | 166 |
| 7.4 | – | Showing adoption of district development dimensions, issues, objectives and strategies                                     | 168 |
| 7.5 | – | Showing Programmes and Sub-Programmes  | 175 |
| 7.6 | – | Showing activities to be implemented under the Development Dimension within the Medium Term (2018-2021)                    |     |
| 182 |   |  |     |
| 7.7 | – | Showing activities to be implemented under the Development Dimension within the Medium-Term                                |     |
| 185 |   |  |     |

7.8 – Showing activities to be implemented under the Development Dimension within the Medium-Term

190

7.9 - Showing activities to be implemented under the Development Dimension within the Medium-Term 192

8.0 - Showing financial strategy plan  
 1958.1- Showing 2018 Annual Action Plan  
 196

8.2 - Showing 2019 Annual Action Plan  
 209

8.3 - Showing 2020 Annual Action Plan  
 222

8.4 - Showing 2021 Annual Action Plan  
 235

8.5 - Showing Monitoring & Evaluation calendar 249

8.6 - Showing Monitoring/Results Matrix 253

8.7 – showing District Communication Activity Matrix 257

8.8 - Showing Evaluation Matrix 258

## LIST OF FIGURES

|   |     |
|---|-----|
| 1.1 – Showing percentage of implemented Programmes, Policies and Projects (2014-2017) | 50  |
| 1.2 – Showing map of North Dayi District  | 60  |
| 1.3 – Showing water map of North Dayi District  | 65  |
| 1.4 – Showing population pyramid of the district                                      | 72  |
| 1.5 – Showing human excreta coverage in the district                                  | 90  |
| 1.6 – Showing structure of the Local Government System                                | 94  |
| 1.7 – Showing economically active and inactive population in the District             | 103 |
| 1.8 – Showing schools in the District   | 109 |
| 1.9 – Showing BECE Analysis   | 114 |
| 2.0 – Showing incidence and prevalence of major diseases                              | 119 |
| 2.1 – Showing health map of the district  |     |

120

## LIST OF ACRONYMS

|         |   |
|---------|---|
| AIDs    | Acquire Immunodeficiency Syndrome           |
| ADEOP   | Annual District Operational Plan            |
| AAP     | Annual Action Plan                          |
| AEA's   | Agric Extension Agencies                    |
| CHPS    | Community-Based Health Planning Services    |
| CSM     | Cerebra-Spinal-Meningitis                   |
| CSO's   | Civil Society Organization                  |
| CLTS    | Community Led Total Sanitation              |
| CWSA    | Community Water and Sanitation Agency       |
| CAAP    | Composite Annual Action Plan                |
| DA      | District Assembly                           |
| DACF    | District Assembly Common Fund               |
| DADU    | District Agricultural Development Unit      |
| DCE     | District Chief Executive                    |
| DDF     | District Development Facility               |
| DMTDP   | District Medium Term Development Plan       |
| DPCU    | District Planning Co-ordinating Unit        |
| DWST    | District Water and Sanitation Team          |
| DPO     | Development Planning Officer                |
| DAC     | District Assembly Committee                 |
| DRMT    | District Response Management Team           |
| DISEC   | District Security Council                   |
| DCD     | District Coordinating Director              |
| DFID    | Department of International Development     |
| DHD     | District Health Directorate                 |
| DEHO    | Department of Environmental Health Officers |
| EXECO   | Executive Committee                         |
| EU      | European Union                              |
| ECG     | Electricity Company of Ghana                |
| FBOs    | Farmer Based Organizations                  |
| F & A   | Finance and Administration                  |
| FEST    | Formal Education Support Trust              |
| GETFund | Ghana Educational Trust Fund                |
| GSGDA   | Ghana Shared Growth and Development Agenda  |
| GES     | Ghana Education Service                     |
| GoG     | Government of Ghana                         |
| GAC     | Ghana AIDS Commission                       |

|        |   |
|--------|---|
| GWCL   | Ghana Water Company Limited                         |
| GHS    | Ghana Health Service                                |
| HIV    | Human Immunodeficiency Virus                        |
| HIPC   | Highly Indebted Poor Country                        |
| HRMU   | Human Resource Management Unit                      |
| ICT    | Information and Communication Technology            |
| IGF    | Internally generated Fund                           |
| JHS    | Junior High School                                  |
| KVIP   | Kumasi Ventilated Improved Pit                      |
| KNUST  | Kwame Nkrumah University of Science and Technology  |
| LGS    | Local Government Service                            |
| LED    | Local Economic Development                          |
| LPG    | Liquified Petroleum Gas                             |
| LI     | Legislative Instrument                              |
| MP     | Member of Parliament                                |
| MTDP   | Medium – Term Development Plan                      |
| MDG's  | Medium Development Goals                            |
| MTNDPF | Medium – Term National Development Policy Framework |
| MASLOC | Micro-credit and Small Scale Loan Center            |
| MOFA   | Ministry of Food and Agriculture                    |
| MOH    | Ministry of Health                                  |
| NADMO  | National Disaster Management Organization           |
| NCCE   | National Commission on Civic Education              |
| NGOs   | Non- Governmental Organizations                     |
| NHIA   | National Health Insurance Authority                 |
| NDPC   | National Development Planning Commission            |
| NDPC   | National Development Planning Commission            |
| NTD    | Neglected Tropical Diseases                         |
| NCD    | Non – Communicable Diseases                         |
| NMTDPF | National Medium – Term Development Policy Framework |
| NBSSI  | National Board for Small Scale Industry             |
| NACAP  | National Anti-Corruption Action Plan                |
| NHIS   | National Health Insurance Scheme                    |
| NABCO  | Nation Builders Corps                               |
| PNDC   | Provisional National Defense Council                |
| PWD    | People With Disability                              |
| PHC    | Population Housing Census                           |
| SHS    | Senior High School                                  |
| SPAM   | School Performance Assessment Meeting               |
| SDG's  | Sustainable Development Goals                       |

|        |   |
|--------|---|
| SEED   | Skill Enterprise Entrepreneurship Development       |
| SPR    | School Participation Rate                           |
| UNICEF | United Nation International Children Education Fund |
| UHC    | Universal Health Coverage                           |
| VRA    | Volta River Authority                               |
| WATSAN | Water and Sanitation                                |

## EXECUTIVE SUMMARY

The four year District Medium Term Development Plan (DMTDP) of the North Dayi District for the period 2018-2021 was formulated based on the Medium Term National Development Policy Framework (MTNDPF) 2018-2021 into programmes and actions to be implemented for the benefit of the people Municipality.

This MTNDPF is anchored on the national vision which is ‘Agenda for Jobs: Creating Prosperity and Equal Opportunity for all.

This Policy Framework is expected to sustain the gains and address the challenges encountered during the implementation of GSGDA II (2014-2017).

This has become necessary due to the realization that the plan is necessary to assist the Assembly and all agencies involved in its development process to efficiently and effectively allocate limited resources for the district’s development pursuit in the next four years (2018-2021).

The Plan was prepared based on guidelines issued by the National Development Planning Commission (NDPC). Chapter 20 of the 1992 Constitution of the Republic of Ghana made provision for “Decentralization and Local Government” that creates a framework for citizens’ participation in decision-making at the local level. Participatory approaches to development planning are required with the identification of development problems and issues from communities forming the basis of prioritization of development issues.

The formulation of the plan 2018-2021 is in fulfillment of the Local Government Act 462, of 1993 requirement and also in line with chapter 20 of the 1992 constitution which sought to deepen decentralization system in Ghana through local governance and it is therefore aimed at leveraging Ghana’s natural resource endowments and harness and augment her agriculture potential effectively using modern methods of farming and ensuring value addition especially in the area of manufacturing.

This MTDP was also prepared in accordance with Sections 1(2 to 4), 11 of the National Development Planning (System) Act 1994 (Act 480), Sections 1 to 13 of the National Development Planning (System) Regulation, 2016, LI 2232, Sections 83 ((1a-h), 3, 4) and 86 (1-4) of the Local Governance Act, 2016 Act 936. These various legal frameworks established the Assembly as a Planning Authority and define its planning functions

The 2018-2021 Medium-Term National Development Policy Framework (MTNDPF) is the sixth in the series since decentralization was mainstreamed in the governance culture of Ghana in

1988 which has a vision of: a just, free and prosperous nation with high levels of national income and broad-based social development. The plan has been mainstreamed with the Sustainable Development Goals (SDG's), African Union Agenda 2063 and the Paris Climate Change Agreement (COP21).

Moreover, the plan is anchored on thematic areas under the Medium-Term National Development Policy Framework (MTNDPF) for (2018-2021) is An Agenda for Jobs: Creating Prosperity and Equal Opportunities for All which are; Economic Development, Social Development, Environment, Infrastructure and Human Settlements, Governance, Corruption and Public Accountability and Strengthening Ghana's role in international affairs.

A participatory process (bottom-up approach to planning) was adopted in the preparation of the plan. The process started with the formation of a technical team from within the District Planning and Coordinating Unit (DPCU) of the district. The team was responsible for organizing and drafting all the technical reports for the consideration of the DPCU and other stakeholder's workshops. Throughout the drafting of this reports, the team had series of consultation with all the sub-district structures, Committees of the District Assembly, Non-Governmental Organisations (NGO's), Civil Society Organizations (CSO's), and Departments of the Assembly and a cross session of the public. Inputs were also received from Traditional Authorities and Assembly Members. The output of the workshops and public hearings were analyzed and incorporated in this document.

In the outline of the plan, the report tries to provide a review of previous plan 2014-2017 under seven (7) thematic Areas of Ghana Shared Growth and Development Agenda. The review tried to evaluate the performance of the Action Plans of the District from 2014-2017 with respect to the following Thematic Areas: ensuring and sustaining macro-economic stability, enhancing competitiveness of Ghana's private sector, accelerated agriculture modernization and sustainable natural resource management, oil and gas development, infrastructure and human settlement, human development, productivity and employment and transparent and accountable governance.

The review took into consideration the extent of implementation of proposed programmes, policies and projects, whether they were fully implemented, achievement of goals, objectives and reasons for any deviations and all financial resources and expenditure performance. The review

also evaluated the implementation of other interventions outside the plan. The outputs of the reviews together with other variables provided relevant information for the update of the District profile which also formed the basis of the current development plan of 2018-2021 period.

## **VISION, MISSION AND CORE VALUES**

### **Vision Statement**

The North Dayi District Assembly is to effectively and efficiently mobilise resources and distribute same to promote and sustain socio-economic development through grass root participatory decision making.

### **Mission Statement**

The North Dayi District Assembly exists to facilitate the improvement in the quality of life of the people within the Assembly's jurisdiction through the equitable provision of services for its total development within the context of good governance.

### **Core Values**

Accountability, Client-oriented, Creativity, Diligence, Discipline, Equity, Integrity, Innovativeness, Timeliness and Transparency.

### **Functions**

- Exercise political and administrative authority in the district, provide guidance, give direction to, and supervise the administrative authorities in the district.
- Performs deliberative, legislative and executive functions.
- Responsible for the overall development of the district and shall ensure the preparation of development plans and annual and medium term budgets of the district related to its development plans.
- Formulate and execute plans, programmes and strategies for the effective mobilization of the resources necessary for the overall development of the district.
- Promote and support productive activity and social development in the district and remove any obstacles to initiative and development.
- Initiate programmes for the development of basic infrastructure and provide municipal works and services in the district.

- Responsible for the development, improvement and management of human settlements and the environment in the district.
- Responsible, in cooperation with the appropriate national and local security agencies, for the maintenance of security and public safety in the district.
- Ensure ready access to Courts in the district for the promotion of justice.
- Initiate, sponsor or carry out studies that are necessary for the performance of a function conferred by Act 936 or by any other enactment.

## **ACKNOWLEDGEMENT**

The District Planning Coordinating Unit (DPCU) of North Dayi District Assembly wishes to acknowledge the contribution of all stakeholders towards the preparation of this all important document.

To the District Chief Executive, Hon. Edmund Attah Kudjoh, we say thank you. The financial support and encouragement offered to us brought this document to see the light of day. Also, a great deal of gratitude goes to all Department Heads and Units for their supply of vital information towards this work. We are also indebted to the Ghana Statistical Service for the supply of vital demographic statistics towards this work.

The contribution of Honourable Assembly Members, Area Council Executives, Opinion Leaders, Unit Committee Members and the general public for their various inputs and contributions during the data collection and validation stage. For all those who will be stakeholders in this publication, DPCU, North Dayi says thank you.

The final appreciation goes to all DPCU members. For the task wouldn't have been performed successfully without their relentless efforts. May the good Lord richly bless them for their integral contribution.

# CHAPTER ONE

## PERFORMANCE REVIEW

### Introduction

For the purpose of monitoring and evaluation of programmes and projects, there was the need to review the existing plan (2014-2017) to ascertain the level of performance and the reasons for successes and failures.

The review will give a diagnostic view of the performance of the previous plan, the selected programmes and projects vis-à-vis the strategies adopted, funds availability and community acceptability and participation.

Within the 2014-2017 plan period, the development focus of the North Dayi District Assembly was to facilitate the improvement in the quality of life of the people within the Assembly's jurisdiction through equitable provision of services for the total development of the District within the context of good governance.

The formulation of the District Plan was anchored on the seven pillars of National Policy Framework which represents the National Development Policy for 2014-2017; the Ghana Shared Growth and Development Agenda (GSGDAII) for 2014-2017, which were: ensuring and sustaining macro-economic stability, enhancing competitiveness of Ghana's private sector, accelerated agriculture modernization and sustainable natural resource management, oil and gas development, infrastructure and human settlement, human development, productivity and employment and transparent and accountable governance.

Moreover, the thematic areas under the GSGDA II were aligned to the governments' five strategic pillars of National Medium-Term National Development Policy Framework (NMTDPF) which are; Build an inclusive industrialised and resilient economy, create an equitable, healthy and disciplined society, build safe and well-planned communities while protecting our natural environment, build effective, efficient and dynamic institutions and strengthen Ghana's role in international affairs.

The framework was constructed to focus on poverty reduction through policies aimed at narrowing all forms of inequalities and with the hope of achieving the target set in the Sustainable Development Goals (SDGs).

An assessment of the performance of the Plan showed some moderate progress made during the plan period, which were dogged by constraints and challenges that impeded the full realization of the development objectives of the District. There is therefore the need for additional human and material resources to be committed to drive the District towards achieving its development agenda for 2018-2021 plan period.

The 2014-2017 Plans were implemented with funding from both internal and external sources. These were the District Assemblies' Common Fund (DACF), District Development Facility (DDF), MP's Common Fund, Internally Generated Fund (IGF), GETFUND, River Authority Resettlement Funds and donor funds from JICA. It must be indicated that, the donor funds from JICA were not transferred to the Assembly. Funds received from these sources were expended to finance most of the planned programmes, policies and projects targeted in the 2014 and 2017 Plans.

However, many of the proposed programmes, policies and projects in the plan were not implemented partly due to resource limitations, weak co-ordination and limited stakeholders' commitment in resource mobilization and project implementation.

Table 1.1 showing the performance review of the 2014-2017 Development Plans based on the seven pillars of the GSGDA II.

**Table 1.1: Performance Review from 2014-2017 under the Seven Thematic Areas**

| Period          | Thematic Area: Ensuring and Sustenance of Macroeconomic Stability   |                          |                        |             |             |     |                       |
|-----------------|---|--------------------------|------------------------|-------------|-------------|-----|-----------------------|
|                 | Policy Objective: Improve Fiscal Resource Mobilisation and Public Expenditure Management                  |                          |                        |             |             |     |                       |
|                 | Programmes  | Sub-programme            | Broad project/activity | Indicators  |             |     | Remarks               |
| Baseline (2013) |   |                          |                        | MTDP Target | Achievement |     |                       |
| 2014            | Train 10No. Finance/Account staff on accounting software and procedures                                   | Fiscal Policy Management | -                      | 10          | 10          | 10  | Fully implemented     |
|                 | Create and update a reliable computer-revenue database.   |                          | -                      | 1           | 1           | Yes | Fully implemented     |
|                 | Embark on monthly monitoring and supervision of revenue collections                                       |                          | -                      | 12          | 4           | 4   | Fully implemented     |
|                 | Organize 16no. Public sensitization on Fee-Fixing Resolution  |                          | -                      | 4           | 4           | 4   | Not fully implemented |
|                 | Involve Civil Society Organization in 2014-17 Fee-Fixing and Budget preparation                           |                          | -                      | 1           | 1           | 1   | Not implemented       |
|                 | Set up a seven (7) member Taskforce for effective revenue mobilisation and monitoring                     |                          | -                      | -           | 7           | 5   | Not fully implemented |
|                 | Organise 8no. training workshop for 30no. revenue collectors on effective revenue mobilisation techniques |                          | -                      | 2           | 2           | 2   | Fully implemented     |
|                 | Embark on quarterly update of revenue register and Identify and register SME's in the District            |                          | -                      | 4           | 4           | Yes | Fully implemented     |
| 2015            | Create and update a reliable computer-revenue   | Fiscal Policy            | -                      | 1           | 1           | Yes | Fully implemented     |

|             |   |                   |   |    |   |     |                   |
|-------------|---|-------------------|---|----|---|-----|-------------------|
|             | database system   | <b>Management</b> |   |    |   |     |                   |
|             | Embark on monthly monitoring and supervision of revenue collections                                       |                   | - | 12 | 4 | 4   | Fully implemented |
|             | Organize 16no. Public sensitization on Fee-Fixing Resolution  |                   | - | 4  | 4 | 4   | Not implemented   |
|             | Involve Civil Society Organization in 2014-17 Fee-Fixing and Budget preparation                           |                   | - | 1  | 1 | 1   | Not implemented   |
|             | Organise 8no. training workshop for 30no. revenue collectors on effective revenue mobilisation techniques |                   | - | 2  | 2 | 2   | Fully implemented |
|             | Embark on quarterly update of revenue register and Identify and register SME's in the District            |                   | - | 4  | 4 | Yes | Fully implemented |
| <b>2016</b> | Create and update a reliable computer-revenue database system   |                   | - | 1  | 1 | Yes | Fully implemented |
|             | Embark on monthly monitoring and supervision of revenue collections                                       |                   | - | 12 | 4 | 4   | Not implemented   |
|             | Organize 16no. Public sensitization on Fee-Fixing Resolution  |                   | - | 4  | 4 | 4   | Not implemented   |
|             | Involve Civil Society Organization in 2014-17 Fee-Fixing and Budget preparation                           |                   | - | 1  | 1 | 1   | Not implemented   |
|             | Organise 8no. Training workshop for 30no. revenue collectors on effective revenue mobilisation techniques |                   | - | 2  | 2 | 2   | Fully Implemented |

|               |   |                                   |                               |                    |                    |     |                   |
|---------------|---|-----------------------------------|-------------------------------|--------------------|--------------------|-----|-------------------|
|               | Embark on quarterly update of revenue register and Identify and register SME's in the District  |                                   | -                             | 4                  | 4                  | Yes | Fully implemented |
| <b>2017</b>   | Create and update a reliable computer-revenue database system   |                                   | -                             | 1                  | 1                  | Yes | Not implemented   |
|               | Organize 16no. Public sensitization on Fee-Fixing Resolution  |                                   | -                             | 4                  | 4                  | 4   | Not implemented   |
|               | Involve Civil Society Organization in 2014-17 Fee-Fixing and Budget preparation   |                                   | -                             | 1                  | 1                  | 1   | Not implemented   |
|               | Organise 8no. training workshop for 30no. revenue collectors on effective revenue mobilisation techniques                                 |                                   | -                             | 2                  | 2                  | 2   | Fully implemented |
|               | Embark on quarterly update of revenue register and Identify and register SME's in the District  |                                   | -                             | 4                  | 4                  | Yes | Not implemented   |
| <b>Period</b> | <b>Thematic Area: Enhancing Competitiveness in Ghana's Private Sector</b>   |                                   |                               |                    |                    |     |                   |
|               | <b>Policy Objective: 1. Improve private sector productivity and competitiveness domestically 2. Expand opportunities for job creation</b> |                                   |                               |                    |                    |     |                   |
|               | <b>Programmes</b>   | <b>Sub-programme</b>              | <b>Broad project/activity</b> | <b>Indicators</b>  |                    |     | <b>Remarks</b>    |
|               |   |                                   | <b>Baseline (2013)</b>        | <b>MTDP Target</b> | <b>Achievement</b> |     |                   |
| <b>2014</b>   | Construct 1no. 20-unit market stores  | <b>Private Sector Development</b> | -                             | -                  | 5                  | 5   | Fully implemented |
|               | Development of 1no. lorry park.   |                                   | -                             | 1                  | 1                  | -   | Not implemented   |
|               | Construct 1no. 10-unit Market Stores  |                                   | -                             | 3                  | 3                  | 3   | Fully implemented |

|             |  |  |   |   |    |   |                                     |
|-------------|--|--|---|---|----|---|-------------------------------------|
|             | Develop and Construct 20no. Market sheds   |  | - | 5 | 5  | - | Not implemented                     |
|             | Develop 1no. Vakpo Lorry Park<br>(Phase I, II, III)                                    |  | - | 1 | 1  | I | Ongoing (Phase I fully implemented) |
|             | Organise 8no. training workshop for 30 MSME's on proper records keeping                |  | - | 2 | -  | - | Not implemented                     |
|             | Enhance 50no. groups (especially women groups) access to credit facilities             |  | - | - | 50 | - | Not implemented                     |
|             | Encourage and facilitate the formation of 30no. new groups                             |  | - | - | 30 | - | Not implemented                     |
|             | Organize 8no. Management and technical skills training for 150no youth in the District |  | - | - | 2  | - | Not implemented                     |
|             | Create and develop 1no. lorry park at Anfoega  |  | - | - | 1  | - | Not implemented                     |
|             | Establish Skills Enterprise Entrepreneurial Development (SEED) Fund                    |  | - | - | -  | - | Not implemented                     |
|             | Develop 6no. tourist sites   | <b>Developing the Tourism Industry</b> | - | - | 1  | - | Not implemented                     |
|             | Organise 8no. stakeholders forum on tourist development                                |  | - | - | 2  | - | Not implemented                     |
| <b>2015</b> | Construct 1no. 20-unit market stores   | <b>Private Sector Development</b>      | - | - | 5  | 5 | Fully implemented                   |
|             | Development of 1no. lorry park.  |  | - | 1 | 1  | - | Not implemented                     |
|             | Construct 1no. 10-unit Market Stores   |  | - | 3 | 3  | 3 | Fully implemented                   |
|             | Develop and Construct 20no. Market sheds   |  | - | 5 | 5  | - | Not implemented                     |
|             | Develop 1no. Vakpo Lorry Park  |  | - | 1 | 1  | I | Ongoing (Phase I fully              |

|             |  |  |   |   |    |       |   |
|-------------|--|--|---|---|----|-------|---|
|             | (Phase I, II, III)   |  |   |   |    |       | implemented)                                      |
|             | Organize 8no. Management and technical skills training for 150no youth in the District |  | - | 2 | -  | -     | Not implemented                                   |
|             | Enhance 50no. groups (especially women groups) access to credit facilities             |  | - | - | 50 | -     | Not implemented                                   |
|             | Encourage and facilitate the formation of 30no. new groups                             |  | - | - | 30 | -     | Not implemented                                   |
|             | Organize 8no. Management and technical skills training for 150no youth in the District |  | - | - | 2  | -     | Not implemented                                   |
|             | Create and develop 1no. lorry park at Anfoega  |  | - | - | 1  | -     | Not implemented                                   |
|             | Establish Skills Enterprise Entrepreneurial Development (SEED) Fund                    |  | - | - | -  | -     | Not implemented                                   |
|             | Develop 6no. tourist sites   | <b>Developing the Tourism Industry</b> | - | - | 2  | -     | Not implemented                                   |
|             | Organise 8no. stakeholders forum on tourism development                                |  | - | - | 2  | -     | Not implemented                                   |
| <b>2016</b> | Construct 1no. 20-unit market stores   | <b>Private Sector Development</b>      | - | - | 4  | 4     | Fully implemented                                 |
|             | Development of 1no. lorry park.  |  | - | 1 | 1  | -     | Not implemented                                   |
|             | Construct 1no. 10-unit Market Stores   |  | - | 3 | 3  | 3     | Fully implemented                                 |
|             | Develop and Construct 20no. Market sheds   |  | - | 5 | 5  | -     | Not implemented                                   |
|             | Develop 1no. Vakpo Park (Phase I, II, III)   |  | - | 1 | 1  | I, II | Started but abandoned ( Phase I & II implemented) |
|             | Organise 8no. training for 30 MSME's on proper records keeping                         |  | - | 2 | -  | -     | Not implemented                                   |

|             |   |  |   |   |    |   |                   |
|-------------|---|--|---|---|----|---|-------------------|
|             | Enhance 50no. groups (especially women groups) access to credit facilities                  |  | - | - | 50 | - | Not implemented   |
|             | Encourage and facilitate the formation of 30no. new groups                                  |  | - | - | 30 | - | Not implemented   |
|             | Organize 8no. Management and technical skill training for 150no. youth in the District      |  | - | - | 2  | - | Not implemented   |
|             | Create and develop 1no. lorry park  |  | - | - | 1  | - | Not implemented   |
|             | Develop 6no. tourist sites  | <b>Developing the Tourism Indication</b> | - | - | 2  | - | Not implemented   |
|             | Organise 8no. stakeholders forum on tourism development                                     |  | - | - | 2  | - | Not implemented   |
| <b>2017</b> | Construct 1no. 20-unit market stores  | <b>Private Sector Development</b>        | - | - | 5  | 5 | Fully implemented |
|             | Construct 1no. Anfoega Market (Phase III)   |  | - | - | 1  | - | Not implemented   |
|             | Develop and Construct 20no. Market sheds  |  | - | - | -  | - | Not implemented   |
|             | Develop 1no. Vakpo Lorry Park (Phase I, II, III)  |  | - | - | 1  | - | Not implemented   |
|             | Organise 8no. training for 30 MSME's on proper records keeping                              |  | - | - | 8  | - | Not implemented   |
|             | Enhance 50no. groups (especially women groups) access to credit facilities                  |  | - | - | 50 | √ | Not implemented   |
|             | Encourage and facilitate the formation of 30no. new groups                                  |  | - | - | 30 | - | Not implemented   |
|             | Organise 8no. Management and technical skills for training for 150no. youth in the District |  | - | - | 2  | - | Not implemented   |
|             | Establish Skills Enterprise Entrepreneurial   |  | - | - | -  | - | Not implemented   |

|               |   |  |                               |                    |                     |    |                   |
|---------------|---|--|-------------------------------|--------------------|---------------------|----|-------------------|
|               | Development (SEED) Fund   |  |                               |                    |                     |    |                   |
|               | Develop 6no. tourist sites  | <b>Developing the Tourism Industry</b>   | -                             | -                  | 3                   | -  | Not implemented   |
|               | Organise 8no. stakeholders forum on tourism development   |  | -                             | -                  | 2                   | -  | Not implemented   |
| <b>Period</b> | <b>Thematic Area: Infrastructure and Human Settlements Development</b>  |  |                               |                    |                     |    |                   |
|               | <b>Policy Objective: 1. Ensure effective spatial and land use planning, 2. Promote infrastructure development, maintenance and provision of basic services, 3. Promote provision of adequate and safe water</b> |  |                               |                    |                     |    |                   |
|               | <b>Programmes</b>   | <b>Sub-programme</b>   | <b>Broad Project/Activity</b> | <b>Indicators</b>  |                     |    | <b>Remarks</b>    |
|               |   |  | <b>Baseline (2013)</b>        | <b>MTDP Target</b> | <b>Achievements</b> |    |                   |
| <b>2014</b>   | Organise 8no. sensitization forum on building regulations and land use planning management  | <b>Spatial/Land use planning and Management Rural Development and Management</b> | -                             | -                  | 2                   | -  | Not implemented   |
|               | Prepare planning schemes and layout for 100acres of land  |  | -                             | -                  | 100                 | -  | Not implemented   |
|               | Drilling of 20no. boreholes in the District   | <b>Sanitation and Hygiene</b>  | -                             | 20                 | 20                  | 15 | On-going (75%)    |
|               | Mechanization of 5no. boreholes in five (5) communities   |  | -                             | -                  | 5                   | 5  | Fully implemented |
|               | Organise monthly clean-up exercises   |  | -                             | 12                 | 12                  | 12 | Fully implemented |
|               | Embark on quarterly monitoring of water facilities  |  | -                             | 4                  | 4                   | 4  | Fully implemented |

|  |   |   |   |    |    |     |                   |
|--|---|---|---|----|----|-----|-------------------|
|  | Organise 8no. training workshop for WATSAN Committees on proper records keeping |   | - | 2  | 2  | 2   | Fully implemented |
|  | Construction of 1no. 2seater K.V.I.P Toilet                                     |   | - | 2  | 2  | -   | Not implemented   |
|  | Construct 1no. 4seater K.V.I.P  |   | - | 1  | 1  | -   | Not implemented   |
|  | Levelling of final disposal site  |   | - | 1  | 1  | Yes | Fully implemented |
|  | Procurement of 10no. refuse skips   |   | - | 10 | 10 | 10  | Fully implemented |
|  | Construction of 20no. platforms and wooden staircase                            |   | - | -  | 5  | -   | Not implemented   |
|  | Procurement of 60no. pickaxes and shovels and two cartons of cutlasses          |   | - | -  | 15 | -   | Not implemented   |
|  | Embark on quarterly public education on food and personal hygiene               |   | - | -  | 4  | Yes | Fully implemented |
|  | Procurement of 12no. wheel barrows  |   | - | -  | 12 | -   | Not implemented   |
|  | Monitor Community Led Total Sanitation (CLTS)                                   |   | - | -  | -  | Yes | Fully implemented |
|  | Embark on market and residential sanitation inspection                          |   | - | -  | -  | Yes | Fully implemented |
|  | Develop final disposal sites (solid and liquid waste)                           |   | - | -  | 1  | -   | Fully implemented |
|  | Completion of 2no. 10seater W/C toilet  |   | - | -  | 2  | -   | Fully implemented |
|  | Construction of 3no. Community Information Centers                              | <b>Information and Communication Technology Development</b> | - | -  | 3  | 2   | On-going (75%)    |

|             |  |  |   |    |     |      |  |
|-------------|--|--|---|----|-----|------|--|
|             | Facilitate the extension of electricity to 10no. communities   | <b>Energy supply to support industries and households</b>                        | - | -  | 10  | 8    | Ongoing ( 80% implemented)               |
|             | Extend electricity to 10no. J.H.S's in the District  |  | - | -  | 10  | 3    | Ongoing                                  |
|             | Procure and install 200no. streetlights in six (6) Area Councils                                       |  | - | -  | 200 | 200  | Fully implemented                        |
|             | Reshape 72km feeder road in the District   | <b>Transport Infrastructure</b>  | - | -  | 72  | 30km | Ongoing (80% implemented)                |
|             | Development of 1no. Lorry Park( Phase I& II)   |  | - | -  | 1   | -    | Started but abandoned ( 50% implemented) |
| <b>2015</b> | Set up seven (7) member Taskforce to enforce the implementation of sanitation and building regulations | <b>Spatial/Land use planning and Management Rural Development and Management</b> | - | -  | -   | -    | Not implemented                          |
|             | Organise 8no. sensitization forum on building regulations and land use planning management             |  | - | -  | 2   | -    | Not implemented                          |
|             | Prepare planning schemes and layout for 100acres of land   |  | - | -  | 100 | -    | Not implemented                          |
|             | Drilling of 20no. boreholes in the District  | <b>Sanitation and Hygiene</b>  | - | 20 | 20  | 15   | On-going (75%)                           |
|             | Mechanization of 5no. boreholes in five communities  |  | - | -  | 5   | 5    | Fully implemented                        |
|             | Organise monthly clean-up exercises  |  | - | 12 | 12  | 12   | Fully implemented                        |
|             | Embark on quarterly monitoring of water facilities   |  | - | 4  | 4   | 4    | Fully implemented                        |
|             | Organise 8no. training workshop for WATSAN Committees on proper records keeping                        |  | - | 2  | 2   | 2    | Fully implemented                        |
|             | Construction of 1no. 2seater KVIP Toilet   |  | - | 2  | 2   | -    | Not implemented                          |

|   |   |   |    |     |     |                           |
|---|---|---|----|-----|-----|---------------------------|
| Construct 1no. 4seater KVIP                                       |   | - | 1  | 1   | -   | Not implemented           |
| Levelling of final disposal site                                  |   | - | 1  | 1   | Yes | Fully implemented         |
| Procurement of 10no. refuse skips                                 |   | - | 10 | 10  | 10  | Fully implemented         |
| Construction of 20no. platforms and wooden staircase              |   | - | -  | 5   | -   | Not implemented           |
| Procurement of 12no. wheel barrows                                |   | - | -  | 12  | -   | Not implemented           |
| Procurement of 60no. pickaxes and shovels and 2 cartons cutlasses |   | - | -  | 15  | -   | Not implemented           |
| Embark on quarterly public education on food and personal hygiene |   | - | -  | 4   | Yes | Fully implemented         |
| Monitor Community Led Total Sanitation (CLTS)                     |   | - | -  | -   | Yes | Fully implemented         |
| Embark on residential and market sanitation inspection            |   | - | -  | -   | Yes | Fully implemented         |
| Develop 2no. final disposal sites (Phase I & II)                  |   | - | -  | 2   | 1   | On-going (50%)            |
| Construction of 3no. Community Information Centers                | <b>Information Communicati on Technology Development</b>  | - | -  | 3   | 2   | On-going (75%)            |
| Facilitate the extension of electricity to 10no. communities      | <b>Energy Supply to support industries and households</b> | - | -  | 10  | 8   | Ongoing (80% implemented) |
| Extend electricity to 10no. JHS's in the District                 |   | - | -  | 10  | 3   | On-going                  |
| Procure and Install 200no. streetlights in six (6) Area Councils  |   | - | -  | 200 | 200 | Fully implemented         |

|  |  |   |   |    |     |                   |   |
|--|--|---|---|----|-----|-------------------|---|
|  | Reshape 72km feeder road in the District   | <b>Transport Infrastructure: Road, Rail, Water and Air</b>                        | - | -  | 72  | 40km              | Ongoing (80% implemented)               |
|  | Development of 1no. Lorry Park ( Phase I & II)   |   | - | -  | 1   | -                 | Started but abandoned (50% implemented) |
| <b>2016</b>                                      | Organise 8no. sensitization forum on building regulations and land use planning management | <b>Spatial /Land use Planning and Management and Rural Development Management</b> | - | -  | 2   | -                 | Not implemented                         |
|  | Prepare planning schemes and layout for the 100 acres of land                              |   | - | -  | 100 | -                 | Not implemented                         |
|  | Drilling of 20no. boreholes in the District  | <b>Sanitation and Housing</b>   | - | 20 | 20  | 15                | On-going (75%)                          |
|  | Mechanization of 5no. boreholes in five (5) communities                                    |   | - | -  | 5   | 5                 | Fully implemented                       |
|  | Organise monthly clean-up exercises  |   | - | 12 | 12  | 12                | Fully implemented                       |
|  | Embark on quarterly monitoring of water facilities   |   | - | 4  | 4   | 4                 | Fully implemented                       |
|  | Organise 8o. training workshop for WATSAN Committee on proper records keeping              |   | - | 2  | 2   | 2                 | Fully implemented                       |
|  | Construction of 1no. 2seater KVIP Toilet   |   | - | 2  | 2   | -                 | Not implemented                         |
|  | Construct 1no. 4-seater KVIP   |   | - | 1  | 1   | -                 | Not implemented                         |
|  | Procurement of 10no. refuse skips  |   | - | 10 | 10  | 10                | Fully implemented                       |
|  | Procurement of 60no. pickaxes and shovels and 2 cartons of cutlasses                       |   | - | -  | 15  | -                 | Not implemented                         |
| Embark on quarterly public education on food and | -  |   | - | -  | Yes | Fully implemented |   |

|             |  |  |   |   |     |     |   |
|-------------|--|--|---|---|-----|-----|---|
|             | persona; hygiene   |  |   |   |     |     |   |
|             | Monitor Community Led Total Sanitation CLTS)   |  | - | - | -   | Yes | Fully implemented                       |
|             | Embark on residential and market sanitation inspection                                     |  | - | - | -   | Yes | Fully implemented                       |
|             | Construction of 3no. Community Information Centers   | <b>Information Communicati on Technology Development</b>                         | - | - | 3   | 2   | On-going (75%)                          |
|             | Facilitate the extension of electricity to 10no. communities                               | <b>Energy supply to support Industries and Households</b>                        | - | - | 10  | 8   | Ongoing (80% implemented)               |
|             | Extend electricity to 10no. JHS's in the District  |  | - | - | 10  | 3   | On-going                                |
|             | Procure and Install 200no. street lights in six (6) Area Councils                          |  | - | - | 200 | 200 | Fully implemented                       |
|             | Reshape 72km feeder road in the District   | <b>Transport infrastructure</b>  | - | - | 72  | 8km | Ongoing (80% implemented)               |
|             | Development of 1no. Lorry Park (Phase I & II)  | <b>: Road, Rail, Water and Air</b>   | - | - | 1   | -   | Started but abandoned (50% implemented) |
| <b>2017</b> | Organise 8no. sensitization forum on building regulations and land use planning management | <b>Spatial/Land use Planning and Management and Rural Development Management</b> | - | - | 2   | -   | Not implemented                         |
|             | Prepare planning schemes and layout for 100acres of land                                   |  | - | - | 100 | -   | Not implemented                         |
|             | Drilling of 20no. boreholes in the District  | <b>Sanitation</b>  | - | - | 20  | 15  | On-going (75%)                          |

|   |  |   |    |     |       |                           |
|---|--|---|----|-----|-------|---------------------------|
| Mechanization of 5no. boreholes in the District                                 | <b>and Hygiene</b>   | - | -  | 5   | 5     | Fully implemented         |
| Organise monthly clean-up exercises   |  | - | 12 | 12  | 12    | Fully implemented         |
| Embark on quarterly monitoring of water facilities                              |  | - | 4  | 4   | 4     | Fully implemented         |
| Organise 8no. training workshop for WATSAN Committees on proper records keeping |  | - | 2  | 2   | 2     | Fully implemented         |
| Embark on quarterly public education on food and personal hygiene               |  | - | -  | -   | Yes   | Fully implemented         |
| Monitor Community Led Total Sanitation (CLTS)                                   |  | - | -  | -   | Yes   | Fully implemented         |
| Embark on residential and market sanitation inspection                          |  | - | -  | -   | Yes   | Fully implemented         |
| Construction of 3no. Community Information Centers                              | <b>Information Communicati on Technology Development</b>   | - | -  | 3   | 2     | On-going (75%)            |
| Facilitate the extension of electricity to 10no. communities                    | <b>Energy supply to support industries and households</b>  | - | -  | 10  | 8     | Ongoing (80% implemented) |
| Extend electricity to 10no. JHS's in the District                               |  | - | -  | 10  | 3     | On-going                  |
| Procure and Install 200no. streetlights in six (6) Area Councils                |  | - | -  | 200 | 200   | Fully implemented         |
| Reshape 72km feeder road in the District  | <b>Transport Infrastructure: Road, Rail, Water and Air</b> | - | -  | 72  | 4.6km | Ongoing (80% implemented) |

| Period | Thematic Area: Human Development, Productivity and Employment   |               |                        |                 |             |             |                           |
|--------|---|---------------|------------------------|-----------------|-------------|-------------|---------------------------|
|        | <b>Policy Objective: 1. Increase inclusive and equitable access to, and participation in education at all levels 2. Improve management of education service delivery 3. Improve quality of teaching and learning 4. Develop targeted economic and social interventions for vulnerable and marginalized groups 5. Enhance national capacity for the attainment of lagging health MDGs, as well as non-communicable diseases (NCDs) and Neglected Tropical Diseases (NTDs) 6. Promote effective child development in all communities, especially deprived areas 7. Create opportunities for accelerated job creation across all sectors</b> |               |                        |                 |             |             |                           |
|        | Programmes  | Sub-Programme | Broad Project/Activity | Indicators      |             |             | Remarks                   |
|        |   |               |                        | Baseline (2013) | MTDP Target | Achievement |                           |
| 2014   | Support 50no. Needy but Brilliant Students annually   | Education     | -                      | -               | 50          | 50          | Fully implemented         |
|        | Organise 12no. extra classes for 2 <sup>nd</sup> and 3 <sup>rd</sup> year pupils  |               | -                      | -               | 3           | 3           | Fully implemented         |
|        | Embark on quarterly monitoring and supervision of effective teaching and learning   |               | -                      | -               | 4           | 4           | Fully implemented         |
|        | Organise 4no. My First Day at school for KG & Prim. 1   |               | -                      | -               | 1           | 1           | Fully implemented         |
|        | Manufacture and distribute 150no. dual desks for basic school   |               | -                      | -               | 150         | 150         | Fully implemented         |
|        | Support the STME Programme of GES with 0.01% of DACF annually   |               | -                      | -               | -           | -           | Not implemented           |
|        | Organise 8no. quarterly quiz competition in basic schools and second cycle institutions   |               | -                      | -               | 2           | -           | Not implemented           |
|        | Construct 5no. 2-bedroom semi-detached Teachers quarters  |               | -                      | -               | 5           | 2           | Ongoing (40% implemented) |

|  |  |                       |   |   |    |     |   |
|--|--|-----------------------|---|---|----|-----|---|
|  | Construct 12no. 6-unit Classroom Blocks with ancillary facilities            |                       | - | - | 12 | 9   | Ongoing ( 75% implemented)                |
|  | Construct 8no. 3-unit Classroom Block with ancillary facilities              |                       | - | - | 8  | 6   | Ongoing (75% implemented)                 |
|  | Renovation of 3no. 3-unit K.G with ancillary facilities                      |                       | - | - | 3  | -   | Not implemented                           |
|  | Construction of 3no. Community Information Centers                           |                       | - | - | 3  | 2   | On-going (75%)                            |
|  | Renovation of 3no. 6-unit classroom block                                    |                       | - | - | 6  | 2   | Started but abandoned (33.3% implemented) |
|  | Construction of 3no. K.G Classroom with ancillary facilities                 |                       | - | - | 4  | 4   | Fully implemented                         |
|  | Construction of 2-storey Dormitory   |                       | - | - | 2  | -   | On-going (45% implemented)                |
|  | Construction of 1no. Administration Block and library                        |                       | - | - | 1  | -   | Ongoing (75% implemented)                 |
|  | Construction of 1no. 2-storey 400 bed dormitory block                        |                       | - | - | 1  | 1   | Fully implemented                         |
|  | Procurement of auxiliary K.G facilities and equipment                        |                       | - | - | -  | Yes | Fully implemented                         |
|  | Construction of 1no. 2-storey unit classroom block with ancillary facilities |                       | - | - | 1  | -   | Ongoing (45% implemented)                 |
|  | Establish Formal Education Support Trust (FEST)                              |                       | - | - | -  | -   | Not implemented                           |
|  | Organise 4no. in-service training for teachers on teaching-learning methods  | <b>Human Resource</b> | - | - | 4  | 4   | Fully implemented                         |

|  |                                  |                  |    |    |     |                   |
|--|----------------------------------|------------------|----|----|-----|-------------------|
| Organise an INSET for KG Teachers and Circuit Supervisors                        | <b>Development</b>               | -                | -  | -  | Yes | Fully implemented |
| Organise School Performance Appraisal (SPAM) in schools                          |                                  | -                | -  | -  | Yes | Fully implemented |
| Construct 4no. CHPS Compound   | <b>Health</b>                    | -                | -  | 4  | 3   | On-going (75%)    |
| Rehabilitate 3no. Health Centers   |                                  | -                | -  | 3  | 3   | Fully implemented |
| Rehabilitate 3no. Nurse's quarters   |                                  | -                | -  | 3  | 3   | Fully implemented |
| Construct 1no. Nurses quarters   |                                  | -                | -  | 1  | -   | Not implemented   |
| Embark on monthly monitoring of health facilities annually                       |                                  | -                | 12 | 12 | Yes | Fully implemented |
| Procurement of health facilities and equipment for health facilities             |                                  | -                | -  | -  | Yes | Fully implemented |
| Embark on bi-quarterly malnutrition campaign                                     |                                  | <b>Nutrition</b> | -  | -  | -   | Yes               |
| Conduct quarterly DAC meetings annually  | <b>HIV/AIDS<br/>STI's and TB</b> | -                | -  | 4  | 4   | Fully implemented |
| Quarterly monitoring of activities of Implementing Agency annually               |                                  | -                | -  | 4  | 4   | Fully implemented |
| Hold monthly DRMT meeting annually   |                                  | -                | -  | 12 | 12  | Fully implemented |
| Preparation and submission of quarterly reports on HIV & AIDS activities         |                                  | -                | -  | 4  | 4   | Fully implemented |
| Organization of World AIDS Day   |                                  | -                | -  | 1  | 1   | Fully implemented |
| Participate in training/conferences/workshops/seminars/meetings organized by GAC |                                  | -                | -  | -  | Yes | Fully implemented |

|             |   |                  |   |   |     |     |   |
|-------------|---|------------------|---|---|-----|-----|---|
| <b>2015</b> | Support 50no. Needy but Brilliant Students annually                               | <b>Education</b> | - | - | 50  | 50  | Fully implemented                         |
|             | Organise 12no. extra classes for 2 <sup>nd</sup> and 3 <sup>rd</sup> year pupils  |                  | - | - | 12  | 12  | Fully implemented                         |
|             | Embark on quarterly monitoring and supervision of effective teaching and learning |                  | - | - | 4   | 4   | Fully implemented                         |
|             | Organise 4no. My First Day at school for K.G & Prim. 1                            |                  | - | - | 1   | 1   | Fully implemented                         |
|             | Manufacture and distribute 150no. dual desk for basic schools                     |                  | - | - | 150 | 150 | Fully implemented                         |
|             | Support the STME Programme of GES with 0.001% of DACF annually                    |                  | - | - | -   | -   | Not implemented                           |
|             | Organise 8no. quiz competition in basic and second cycle institutions             |                  | - | - | 2   | -   | Not implemented                           |
|             | Construct 5no. 2-bedroom semi-detached Teachers' quarters                         |                  | - | - | 5   | 2   | Ongoing (40% implemented)                 |
|             | Construct 12no. 6-unit Classroom Block with ancillary facilities                  |                  | - | - | 12  | 9   | Ongoing (75% implemented)                 |
|             | Construct 8no. 3-unit Classroom Block with ancillary facilities                   |                  | - | - | 8   | 6   | Ongoing (75% implemented)                 |
|             | Renovation of 3no. 3-unit K.G with ancillary facilities                           |                  | - | - | 3   | -   | Not implemented                           |
|             | Construction of 3no. Community Information Centers                                |                  | - | - | 3   | 2   | Ongoing (66.7% implemented)               |
|             | Renovation of 3no. 6-unit classroom block with ancillary facilities               |                  | - | - | 6   | 2   | Started but abandoned (33.3% implemented) |

|   |                                   |   |   |   |     |                            |
|---|-----------------------------------|---|---|---|-----|----------------------------|
| Construction of 3no. KG with ancillary facilities                               |                                   | - | - | 4 | 4   | Fully implemented          |
| Construction of 2-storey Dormitory  |                                   | - | - | 2 | -   | On-going (45% implemented) |
| Construction of 1no. Administration Block and library                           |                                   | - | - | 1 | -   | Ongoing (75% implemented)  |
| Construction of 1no. 2-storey 400 bed dormitory block                           |                                   | - | - | 1 | 1   | Fully implemented          |
| Construction of 1no. 2-storey 12-unit classroom block with ancillary facilities |                                   | - | - | 1 | -   | Ongoing (55% implemented)  |
| Procurement of auxiliary K.G facilities and equipment                           |                                   | - | - | - | Yes | Fully implemented          |
| Establish Formal Education Support Trust (FEST)                                 |                                   | - | - | - | -   | Not implemented            |
| Organise 4no. in-service training for teachers on teaching-learning methods     | <b>Human Resource Development</b> | - | - | 4 | 4   | Fully implemented          |
| Organise INSET for K.G Teachers and Circuit Supervisors                         |                                   | - | - | - | Yes | Fully implemented          |
| Organise 4no. School Performance Appraisal Meetings (SPAM) in schools           |                                   | - | 4 | 4 | Yes | Fully implemented          |
| Construct 4no. CHPS compound  | <b>Health</b>                     | - | - | 4 | 3   | Ongoing (75% implemented)  |
| Rehabilitate 3no. Health centers  |                                   | - | - | 3 | 3   | Fully implemented          |
| Rehabilitate 3no. Nurses' quarters  |                                   | - | - | 3 | 3   | Fully implemented          |
| Construct 1no. Nurses' quarters   |                                   | - | - | 1 | -   | Not implemented            |
| Embark on quarterly monitoring of health facilities annually                    |                                   | - | 4 | 4 | Yes | Fully implemented          |

|             |   |                               |                  |   |     |     |                   |
|-------------|---|-------------------------------|------------------|---|-----|-----|-------------------|
|             | Procurement of equipment for health facilities                                    |                               | -                | - | -   | Yes | Fully implemented |
|             | Embark on bi-quarterly malnutrition campaign                                      | <b>Nutrition</b>              | -                | - | -   | Yes | Fully implemented |
|             | Conduct quarterly DAC meetings annually   | <b>HIV/AIDS, STI's and TB</b> | -                | - | 4   | 4   | Fully implemented |
|             | Quarterly monitoring of activities of Implementing Agency annually                |                               | -                | - | 4   | 4   | Fully implemented |
|             | Hold monthly DRMT meeting annually  |                               | -                | - | 12  | 12  | Fully implemented |
|             | Preparation and submission of quarterly reports on HIV & AIDS activities          |                               | -                | - | 4   | 4   | Fully implemented |
|             | Organization of World AIDS Day  |                               | -                | - | 1   | 1   | Fully implemented |
|             | Participate in training/conferences/workshops/seminars/meetings organised by GAC  |                               | -                | - | -   | Yes | Fully implemented |
| <b>2016</b> | Support 50no. Needy but Brilliant Students annually                               |                               | <b>Education</b> | - | -   | 50  | 50                |
|             | Organise 12no. extra classes for 2 <sup>nd</sup> and 3 <sup>rd</sup> year pupils  | -                             |                  | - | 12  | 12  | Fully implemented |
|             | Embark on quarterly monitoring and supervision of effective teaching and learning | -                             |                  | - | 4   | 4   | Fully implemented |
|             | Organise 4no. My First Day at school for K.G & Prim. 1                            | -                             |                  | - | 1   | 1   | Fully implemented |
|             | Support the STME Programme of GES with 0.001% of DACF annually                    | -                             |                  | - | -   | -   | Not implemented   |
|             | Manufacture and distribute 1500no. dual desk for basic schools                    | -                             |                  | - | 150 | 150 | Fully implemented |

|   |   |   |    |     |   |
|---|---|---|----|-----|---|
| Organise 8no. quiz competition in basic and second cycle institutions           | - | - | 2  | -   | Not implemented                           |
| Construct 5no. 2-bedroom semi-detached Teachers' quarters                       | - | - | 5  | 2   | Ongoing (40% implemented)                 |
| Construct 12no. 6-unit Classroom Block with ancillary facilities                | - | - | 12 | 9   | Ongoing (75% implemented)                 |
| Construct 8no. 3-unit Classroom Block with ancillary facilities                 | - | - | 8  | 6   | Ongoing (75% implemented)                 |
| Renovation of 3no. 3-unit K.G with ancillary facilities                         | - | - | 3  | -   | Not implemented                           |
| Construction of 3no. Community Information Centers                              | - | - | 3  | 2   | Ongoing (66.7% implemented)               |
| Renovation of 3no. 6-unit classroom block with ancillary facilities             | - | - | 6  | 2   | Started but abandoned (33.3% implemented) |
| Construction of 3no. KG with ancillary facilities                               | - | - | 4  | 4   | Fully implemented)                        |
| Construction of 2-storey Dormitory  | - | - | 2  | -   | Ongoing (45% implemented)                 |
| Construction of 1no. Administration Block and library                           | - | - | 1  | -   | Ongoing (75% implemented)                 |
| Construction of 1no. 2-storey 400 bed dormitory block                           | - | - | 1  | 1   | Fully implemented                         |
| Construction of 1no. 2-storey 12-unit classroom block with ancillary facilities | - | - | 1  | -   | Ongoing (60% implemented)                 |
| Procurement of auxiliary K.G facilities and equipment                           | - | - | -  | Yes | Fully implemented                         |

|   |                                   |   |   |    |     |                           |
|---|-----------------------------------|---|---|----|-----|---------------------------|
| Establish Formal Education Support Trust (FEST)                             |                                   | - | - | -  | -   | Not implemented           |
| Organise 4no. in-service training for teachers on teaching-learning methods | <b>Human Resource Development</b> | - | - | 4  | 4   | Fully implemented         |
| Organise INSET for K.G Teachers and Circuit Supervisors                     |                                   | - | - | -  | Yes | Fully implemented         |
| Organise 4no. School Performance Appraisal Meetings (SPAM) in schools       |                                   | - | 4 | 4  | Yes | Fully implemented         |
| Construct 4no. CHPS compound  | <b>Health</b>                     | - | - | 4  | 3   | Ongoing (75% implemented) |
| Rehabilitate 3no. Health centers  |                                   | - | - | 3  | 3   | Fully implemented         |
| Rehabilitate 3no. Nurses' quarters  |                                   | - | - | 3  | 3   | Fully implemented         |
| Construct 1no. Nurses' quarters   |                                   | - | - | 1  | -   | Not implemented           |
| Embark on quarterly monitoring of health facilities annually                |                                   | - | 4 | 4  | Yes | Fully implemented         |
| Procurement of equipment for health facilities                              |                                   | - | - | -  | Yes | Fully implemented         |
| Embark on bi-quarterly malnutrition campaign                                | <b>Nutrition</b>                  | - | - | -  | Yes | Fully implemented         |
| Conduct quarterly DAC meetings annually                                     | <b>HIV/AIDS, STI's and TB</b>     | - | - | 4  | 4   | Fully implemented         |
| Quarterly monitoring of activities of Implementing Agency annually          |                                   | - | - | 4  | 4   | Fully implemented         |
| Hold monthly DRMT meeting annually  |                                   | - | - | 12 | 12  | Fully implemented         |
| Preparation and submission of quarterly reports on HIV & AIDS activities    |                                   | - | - | 4  | 4   | Fully implemented         |
| Organization of World AIDS Day  |                                   | - | - | 1  | 1   | Fully implemented         |

|   |   |                  |   |   |                 |     |                           |
|---|---|------------------|---|---|-----------------|-----|---------------------------|
|   | Participate in training/conferences/workshops/seminars/meetings organised by GAC  |                  | - | - | -               | Yes | Fully implemented         |
| 2017  | Support 50no. Needy but Brilliant Students annually                               | <b>Education</b> | - | - | 50              | 50  | Fully implemented         |
|   | Organise 12no. extra classes for 2 <sup>nd</sup> and 3 <sup>rd</sup> year pupils  |                  | - | - | 12              | -   | Not implemented           |
|   | Embark on quarterly monitoring and supervision of effective teaching and learning |                  | - | - | 4               | 4   | Fully implemented         |
|   | Organise 4no. My First Day at school for K.G & Prim. 1                            |                  | - | - | 1               | 1   | Fully implemented         |
|   | Support the STME Programme of GES with 0.001% of DACF annually                    |                  | - | - | -               | -   | Not implemented           |
|   | Manufacture and distribute 1500no. dual desk for basic schools                    |                  | - | - | 150             | -   | Not implemented           |
|   | Organise 8no. quiz competition in basic and second cycle institutions             |                  | - | - | 2               | -   | Not implemented           |
|   | Construct 5no. 2-bedroom semi-detached Teachers' quarters                         |                  | - | - | 5               | 2   | Ongoing (40% implemented) |
|   | Construct 12no. 6-unit Classroom Block with ancillary facilities                  |                  | - | - | 12              | 9   | Ongoing (75% implemented) |
|   | Construct 8no. 3-unit Classroom Block with ancillary facilities                   |                  | - | - | 8               | 6   | Ongoing (75% implemented) |
| Renovation of 3no. 3-unit K.G with ancillary facilities | -   | -                | 3 | - | Not implemented |     |                           |

|   |                                   |   |   |   |     |   |
|---|-----------------------------------|---|---|---|-----|---|
| Construction of 3no. Community Information Centers                              |                                   | - | - | 3 | 2   | Ongoing (66.7% implemented)               |
| Renovation of 3no. 6-unit classroom block with ancillary facilities             |                                   | - | - | 6 | 2   | Started but abandoned (33.3% implemented) |
| Construction of 3no. KG with ancillary facilities                               |                                   | - | - | 4 | 4   | Fully implemented                         |
| Construction of 2-storey Dormitory  |                                   | - | - | 2 | -   | On-going (45% implemented)                |
| Construction of 1no. Administration Block and library                           |                                   | - | - | 1 | -   | Ongoing (75% implemented)                 |
| Construction of 1no. 2-storey 400 bed dormitory block                           |                                   | - | - | 1 | 1   | Fully implemented                         |
| Construction of 1no. 2-storey 12-unit classroom block with ancillary facilities |                                   | - | - | 1 | -   | On-going (55% implemented)                |
| Procurement of auxiliary K.G facilities and equipment                           |                                   | - | - | - | Yes | Fully implemented                         |
| Establish Formal Education Support Trust (FEST)                                 |                                   | - | - | - | -   | Not implemented                           |
| Organise 4no. in-service training for teachers on teaching-learning methods     | <b>Human Resource Development</b> | - | - | 4 | Yes | Fully implemented                         |
| Organise INSET for K.G Teachers and Circuit Supervisors                         |                                   | - | - | - | Yes | Fully implemented                         |
| Organise 4no. School Performance Appraisal Meetings (SPAM) in schools           |                                   | - | 4 | 4 | Yes | Fully implemented                         |
| Construct 4no. CHPS compound  | <b>Health</b>                     | - | - | 4 | 3   | Ongoing (75% implemented)                 |
| Rehabilitate 3no. Health centers  |                                   | - | - | 3 | 3   | Fully implemented                         |

|               |   |                               |                               |                        |                    |                    |                   |
|---------------|---|-------------------------------|-------------------------------|------------------------|--------------------|--------------------|-------------------|
|               | Rehabilitate 3no. Nurses' quarters  |                               | -                             | -                      | 3                  | 3                  | Fully implemented |
|               | Construct 1no. Nurses' quarters   |                               | -                             | -                      | 1                  | -                  | Not implemented   |
|               | Embark on quarterly monitoring of health facilities annually  |                               | -                             | 4                      | 4                  | Yes                | Fully implemented |
|               | Procurement of equipment for health facilities  |                               | -                             | -                      | -                  | Yes                | Fully implemented |
|               | Embark on bi-quarterly malnutrition campaign  | <b>Nutrition</b>              | -                             | -                      | -                  | Yes                | Fully implemented |
|               | Conduct quarterly DAC meetings annually   | <b>HIV/AIDS, STI's and TB</b> | -                             | -                      | 4                  | 4                  | Fully implemented |
|               | Quarterly monitoring of activities of Implementing Agency annually  |                               | -                             | -                      | 4                  | 4                  | Fully implemented |
|               | Quarterly monitoring of activities of Implementing Agency annually  |                               | -                             | -                      | 4                  | 4                  | Fully implemented |
|               | Organization of World AIDS Day  |                               | -                             | -                      | 1                  | 1                  | Fully implemented |
|               | Participate in training/conferences/workshops/seminars/meetings organised by GAC  |                               | -                             | -                      | -                  | Yes                | Fully implemented |
| <b>Period</b> | <b>Thematic Area: Transparent and Accountable Governance</b>  |                               |                               |                        |                    |                    |                   |
|               | <b>Policy Objective: 1. Insufficient public ownership and participation in governance processes by the citizenry 2. Non-functioning sub-district structures 3. Gaps in communication and accountability between MMDA and citizens 4. Inadequate infrastructure at the MMDA level especially the newly created districts 4. Weak financial base and management capacity of the District Assemblies 5. Ineffective implementation of social intervention programmes 6. Inadequate representation and participation of women in public life and governance 7. Limited resources and budgetary allocations for M&amp;E 8. Inadequate human and institutional capacity</b> |                               |                               |                        |                    |                    |                   |
| <b>Period</b> | <b>Programmes</b>   | <b>Sub-Programme</b>          | <b>Broad Project/Activity</b> | <b>Indicators</b>      |                    |                    | <b>Remarks</b>    |
|               |   |                               |                               | <b>Baseline (2013)</b> | <b>MTDP Target</b> | <b>Achievement</b> |                   |

|  |  |  |   |   |                   |     |                           |
|--|--|--|---|---|-------------------|-----|---------------------------|
| <b>2014</b>  | Acquire 52 acres of land for the Assembly  | <b>Local Governance and Decentralization</b> | - | - | 52                | Yes | Fully implemented         |
|  | Embark on Street Naming and Property Addressing System Exercise                    |  | - | - | -                 | -   | Ongoing (25% implemented) |
|  | Preparation of DMTDP   |  | - | - | -                 | Yes | Fully implemented         |
|  | Procurement of District Map  |  | - | - | -                 | Yes | Fully implemented         |
|  | Renovation of 1 no. 15-room office accommodation and Assembly Hall (Phase 1, 2, 3) |  | - | - | -                 | -   | Started but abandoned     |
|  | Rehabilitation of 1 no. office accommodation (External works)                      |  | - | - | 1                 | 1   | Fully implemented         |
|  | Provide running cost for official vehicle  |  | - | - | -                 | Yes | Fully implemented         |
|  | Procurement of 1 no. Pick-up vehicle for revenue mobilisation                      |  | - | - | 1                 | 1   | Not implemented           |
|  | Embark on quarterly monitoring of NGO's in the District                            |  | - | 4 | 4                 | Yes | Fully implemented         |
|  | Maintenance of official vehicles   |  | - | - | -                 | Yes | Fully implemented         |
|  | Procurement of stationery  |  | - | - | -                 | Yes | Fully implemented         |
|  | Creation and updating of database  |  | - | - | -                 | Yes | Fully implemented         |
|  | Preparation and submission of 2014-2017 fee-fixing resolution                      |  | - | - | -                 | Yes | Fully implemented         |
|  | Organization of quarterly DPCU Meetings  |  | - | - | 4                 | 4   | Fully implemented         |
| Organization of quarterly Entity Tender Committee meetings | -  | -  | 4 | 4 | Fully implemented |     |                           |

|   |   |   |   |     |  |
|---|---|---|---|-----|--|
| Preparation and submission of 2014-2017 Procurement plan              | - | - | - | Yes | Fully implemented  |
| Preparation and submission of quarterly progress reports              | - | - | 4 | 4   | Fully implemented  |
| Preparation and gazetting of Assembly bye-laws                        | - | - | - | -   | Started but abandoned ( Bye law prepared but not gazetted) |
| Organize quarterly Technical Planning Committee meetings              | - | - | 4 | 4   | Fully implemented  |
| Organize quarterly statutory planning committee meetings              | - | - | 4 | 4   | Fully implemented  |
| Embark on quarterly monitoring of development programmes and projects | - | - | 4 | 4   | Fully implemented  |
| Organise quarterly management and staff meetings                      | - | - | 4 | 4   | Fully implemented  |
| Organize quarterly Town Hall meetings                                 | - | - | 4 | -   | Not implemented  |
| Procurement of Office facilities and Equipment                        | - | - | - | Yes | Fully implemented  |
| Provide administration overhead expenses                              | - | - | - | Yes | Fully implemented  |
| Procurement of 1no. grader  | - | - | 1 | 1   | Fully implemented  |
| Convene at least 3no. General Assembly meetings annually              | - | - | 3 | 3   | Fully implemented  |
| Embark on Sister-city Relationship Development Programme              | - | - | - | Yes | Fully implemented  |
| Convene 3no. EXECO meetings annually                                  | - | - | 3 | 3   | Fully implemented  |
| Organize 3no. sub-committees meeting annually                         | - | - | 3 | 3   | Fully implemented  |

|  |   |  |   |   |    |     |                           |
|--|---|--|---|---|----|-----|---------------------------|
|  | Organise monthly F&A meetings annually  |  | - | - | 12 | Yes | Fully implemented         |
|  | Construction of 1no. 2-storey 7-bedroom DCE's bungalow                                    |  | - | - | 1  | -   | Not implemented           |
|  | Preparation and submission of monthly financial reports                                   |  | - | - | 12 | 12  | Fully implemented         |
|  | Construction of 1no. District Assembly Administration Block                               |  | - | - | 1  | -   | Not implemented           |
|  | Construction of 1no. 4-bedroom self-contained bungalow for DCD                            |  | - | - | 1  | -   | Not implemented           |
|  | Construction of 1no. 4-bedroom District Magistrate's Bungalow                             |  | - | - | 1  | -   | Ongoing (75% implemented) |
|  | Construction of 3no. 2-bedroom semi-detached bungalow for staff                           |  | - | - | 3  | -   | Not implemented           |
|  | Update property rate valuation database   |  | - | - | -  | Yes | Fully implemented         |
|  | Support Community Initiated Project by 1% of DACF annually                                |  | - | - | -  | Yes | Fully implemented         |
|  | Support 6no. Area Councils with 1% of DACF annually                                       |  | - | - | 6  | -   | Not implemented           |
|  | Organize quarterly town hall meetings   |  | - | - | 4  | -   | Not implemented           |
|  | Training of 20no. Heads of Unit and 5no. Registry staff on proper records keeping methods |  | - | - | 25 | Yes | Fully implemented         |
|  | Training of 6no. Accounting Staff and 18no. Area council staff in financial management    |  | - | - | 24 | -   | Not implemented           |

|             |   |  |   |   |    |     |   |
|-------------|---|--|---|---|----|-----|---|
|             | Establish a Formal Education Support Trust (FEST)                               |  | - | - | -  | -   | Not implemented                         |
|             | Training 15no. staff in Microsoft Office Software                               |  | - | - | -  | -   | Not implemented                         |
|             | Cede certain revenue items to Area Councils                                     |  | - | - | -  | Yes | Fully implemented                       |
|             | Procurement of 1no. Hp Generator for Central Administration                     |  | - | 1 | 1  | -   | Not implemented                         |
|             | Hold quarterly DISEC meetings   | <b>Public Safety and Security</b>            | - | - | 4  | 4   | Fully implemented                       |
|             | Rehabilitation of 1no. District Commanders Residence                            |  | - | - | 1  | 1   | Fully implemented                       |
| <b>2015</b> | Acquire 52acres of land for the Assembly  | <b>Local Governance and Decentralisation</b> | - | - | 52 | Yes | Fully implemented                       |
|             | Embark on Street Naming and Property Addressing System Exercise                 |  | - | - | -  | -   | Started but abandoned (25% implemented) |
|             | Procurement of District Map   |  | - | - | -  | Yes | Fully implemented                       |
|             | Renovation of 1no. 15-room office accommodation and Assembly Hall (Phase1, 2,3) |  | - | - | -  | -   | Started but abandoned                   |
|             | Rehabilitation of 1no. office accommodation (External works)                    |  | - | - | 1  | 1   | Fully implemented                       |
|             | Provide running cost for official vehicle                                       |  | - | - | -  | Yes | Fully implemented                       |
|             | Procurement of 1no. Pick-up for revenue mobilisation                            |  | - | - | 1  | 1   | Not implemented                         |
|             | Embark on quarterly monitoring of NGO's in the District                         |  | - | 4 | 4  | Yes | Fully implemented                       |
|             | Maintenance of official vehicle   |  | - | - | -  | Yes | Fully implemented                       |

|   |   |   |   |     |  |
|---|---|---|---|-----|--|
| Procurement of stationery   | - | - | - | Yes | Fully implemented  |
| Creation and updating of database   | - | - | - | Yes | Fully implemented  |
| Preparation and submission of 2014-2017 fee-fixing resolution                         | - | - | - | Yes | Fully implemented  |
| Organise Ino. Orientation workshop for Assembly Members on Local Governance Structure | - | - | 1 | Yes | Fully implemented  |
| Organization of quarterly DPCU meetings   | - | - | 4 | 4   | Fully implemented  |
| Organization of quarterly Entity Tender Committee meetings                            | - | - | 4 | 4   | Fully implemented  |
| Preparation and submission of 2014-2017 Procurement Plan                              | - | - | - | Yes | Fully implemented  |
| Preparation and submission of quarterly progress reports                              | - | - | 4 | 4   | Fully implemented  |
| Preparation and gazetting of Assembly bye-law   | - | - | - | -   | Started but abandoned ( Bye law prepared but not gazetted) |
| Organize quarterly Technical Planning Committee meetings                              | - | - | 4 | 4   | Fully implemented  |
| Organize quarterly statutory planning committee meetings                              | - | - | 4 | 4   | Fully implemented  |
| Embark on quarterly monitoring of development projects and programmes                 | - | - | 4 | 4   | Fully implemented  |
| Organise quarterly management and staff meetings                                      | - | - | 4 | 4   | Fully implemented  |
| Organize quarterly Town Hall meetings   | - | - | 4 | -   | Not implemented  |

|  |   |  |   |   |    |     |                           |
|--|---|--|---|---|----|-----|---------------------------|
|  | Procurement of Office facilities and Equipment            |  | - | - | -  | Yes | Fully implemented         |
|  | Provide Administrative overhead expenses                  |  | - | - | -  | Yes | Fully implemented         |
|  | Procurement of 1no. grader                                |  | - | - | 1  | 1   | Fully implemented         |
|  | Convene at least 3no. General Assembly meetings annually  |  | - | - | 3  | 3   | Fully implemented         |
|  | Embark on Sister-city Relationship Development Programme  |  | - | - | -  | Yes | Fully implemented         |
|  | Convene 3no. EXECO meetings annually                      |  | - | - | 3  | 3   | Fully implemented         |
|  | Organize 3no. sub-committees meetings annually            |  | - | - | 3  | 3   | Fully implemented         |
|  | Organize monthly F&A meetings annually                    |  | - | - | 12 | Yes | Fully implemented         |
|  | Construction of 1no. 2-storey 7-bedroom DCE's bungalow    |  | - | - | 1  | -   | Not implemented           |
|  | Preparation and submission monthly financial reports      |  | - | - | 12 | 12  | Fully implemented         |
|  | Construct 1no. District Assembly Administration Block     |  | - | - | 1  | -   | Ongoing (20% implemented) |
|  | Construct 1no. 4-bedroom self-contained bungalow for DCD  |  | - | - | 1  | -   | Not implemented           |
|  | Construct 1no. 4-bedroom District Magistrate's Bungalow   |  | - | - | 1  | -   | Ongoing (75% implemented) |
|  | Construct 3no. 2-bedroom semi-detached bungalow for staff |  | - | - | 3  | -   | Not implemented           |
|  | Update property rate valuation database                   |  | - | - | -  | Yes | Fully implemented         |

|             |   |  |   |   |    |     |   |
|-------------|---|--|---|---|----|-----|---|
|             | Support Community Initiated Project by 1% of DACF annually                                |  | - | - | -  | Yes | Fully implemented                       |
|             | Support 6no. Area Councils with 1% of DACF annually                                       |  | - | - | 6  | -   | Not implemented                         |
|             | Organize quarterly town hall meetings annually  |  | - | - | 4  | -   | Not implemented                         |
|             | Training of 20no. Heads of Unit and 5no. Registry Staff on proper Records Keeping methods |  | - | - | 25 | Yes | Fully implemented                       |
|             | Training of 17no. Heads of Department on Project Management and Procurement               |  | - | - | 17 | Yes | Fully implemented                       |
|             | Establish Skills Enterprise Entrepreneurship Development (SEED)                           |  | - | - | -  | -   | Not implemented                         |
|             | Form 45no. District Think-Thank   |  | - | - | 45 | Yes | Fully implemented                       |
|             | Establish a Formal Education Support Trust (FEST)   |  | - | - | -  | -   | Not implemented                         |
|             | Cede certain revenue items to Area councils   |  | - | - | -  | Yes | Fully implemented                       |
|             | Support District Security Agencies' operations  | <b>Public Safety and Security</b>          | - | - | -  | Yes | Fully implemented                       |
|             | Hold quarterly DISEC meetings Construct 1no. District Police Station                      |  | - | - | 4  | 4   | Fully implemented                       |
|             | Rehabilitation of 1no. 3-bedroom Police Commander's Residence                             |  | - | - | 1  | 1   | Fully implemented                       |
|             | Construct 1no. Fire Service Appliance Bay   |  | - | - | 1  | 1   | Fully implemented                       |
| <b>2016</b> | Acquire 52acres of land for the Assembly  | <b>Local Governance and Decentralizati</b> | - | - | 52 | Yes | Fully implemented                       |
|             | Embark on Street Naming and Property Addressing System Exercise                           |  | - | - | -  | -   | Started but abandoned (25% implemented) |

|  |           |   |   |   |                   |  |
|--|-----------|---|---|---|-------------------|--|
| Renovation of 1no. 15-room office Accommodation and Assembly Hall (Phase 1, 2,3) | <b>on</b> | - | - | - | -                 | Started but abandoned                                      |
| Provide running cost for official vehicle  |           | - | - | - | Yes               | Fully implemented  |
| Procurement of 1no. Pick-up for revenue mobilisation                             |           | - | - | 1 | 1                 | Not implemented  |
| Embark on quarterly monitoring of NGO's in the District                          |           | - | 4 | 4 | Yes               | Fully implemented  |
| Maintenance of official vehicles   |           | - | - | - | Yes               | Fully implemented  |
| Procurement of stationery  |           | - | - | - | Yes               | Fully implemented  |
| Creation and updating of database  |           | - | - | - | Yes               | Fully implemented  |
| Preparation and submission of 2014-2017 fee-fixing resolution                    |           | - | - | - | Yes               | Fully implemented  |
| Organization of quarterly DPCU meetings  |           | - | - | 1 | Yes               | Fully implemented  |
| Organization quarterly Entity Tender Committee meetings                          |           | - | - | 4 | 4                 | Fully implemented  |
| Preparation and submission of quarterly progress reports                         |           | - | - | 4 | 4                 | Fully implemented  |
| Preparation and gazetting of Assembly bye-law                                    |           | - | - | - | -                 | Started but abandoned ( Bye law prepared but not gazetted) |
| Organize quarterly statutory planning committee meetings                         |           | - | - | 4 | 4                 | Fully implemented  |
| Embark on quarterly monitoring of development programmes and projects            | -         | - | 4 | 4 | Fully implemented |  |

|   |   |   |    |     |                           |
|---|---|---|----|-----|---------------------------|
| Organize quarterly management and staff meetings          | - | - | 4  | 4   | Fully implemented         |
| Organize quarterly Town Hall meetings                     | - | - | 4  | -   | Not implemented           |
| Procurement of office facilities and Equipment            | - | - | -  | Yes | Fully implemented         |
| Provide administration overhead expenses                  | - | - | -  | Yes | Fully implemented         |
| Procurement of 1no. grader                                | - | - | 1  | 1   | Fully implemented         |
| Convene at least 3no. General Assembly meetings annually  | - | - | 3  | 3   | Fully implemented         |
| Embark on Sister-city Relationship Development Programme  | - | - | -  | Yes | Fully implemented         |
| Convene at least 3no. EXECO meetings annually             | - | - | 3  | 3   | Fully implemented         |
| Organize 3no. sub-committees meeting annually             | - | - | 3  | 3   | Fully implemented         |
| Organize monthly F&A meetings annually                    | - | - | 12 | Yes | Fully implemented         |
| Construction 1no. 2-storey 7- bedroom DCE's bungalow      | - | - | 1  | -   | Not implemented           |
| Preparation and submission of monthly financial reports   | - | - | 12 | 12  | Fully implemented         |
| Construct 1no. District Administration Block              | - | - | 1  | -   | Ongoing (75% implemented) |
| Construct 1no. 4-bedroom self- contained bungalow for DCD | - | - | 1  | -   | Not implemented           |
| Construct 1no. 4-bedroom District Magistrate's Bungalow   | - | - | 1  | -   | Ongoing (75% implemented) |
| Construct 3no. 2-bedroom semi-detached bungalow           | - | - | 3  | -   | Not implemented           |

|             |   |                                   |   |   |    |     |                           |
|-------------|---|-----------------------------------|---|---|----|-----|---------------------------|
|             | for staff   |                                   |   |   |    |     |                           |
|             | Update property rate valuation database                                     |                                   | - | - | -  | Yes | Fully implemented         |
|             | Support Community Initiated Project by 1% of DACF annually                  |                                   | - | - | -  | Yes | Fully implemented         |
|             | Support 6no. Area Councils with 1% of DACF annually                         |                                   | - | - | 6  | -   | Not implemented           |
|             | Organize quarterly town hall meetings annually                              |                                   | - | - | 4  | -   | Not implemented           |
|             | Furnishing of DCE's Residence   |                                   | - | - | -  | Yes | Fully implemented         |
|             | Training of 17no. Heads of Department on Project Management and Procurement |                                   | - | - | 17 | Yes | Fully implemented         |
|             | Form 45no. District Think-Thank   |                                   | - | - | 45 | Yes | Fully implemented         |
|             | Cede certain revenue items to Area Councils                                 |                                   | - | - | -  | Yes | Fully implemented         |
|             | Procurement of 1no. Hp Generator for Central Administration                 |                                   | - | - | 1  | -   | Not implemented           |
|             | Support to District Security Agencies' operations                           | <b>Public Safety and Security</b> | - | - | -  | Yes | Fully implemented         |
|             | Hold quarterly DISEC meetings   |                                   | - | - | 4  | 4   | Fully implemented         |
|             | Construct 1no. District Police Station                                      |                                   | - | - | -  | -   | Ongoing (70% implemented) |
|             | Rehabilitation of 1no. 3-bedroom Police Commander's Residence               |                                   | - | - | 1  | 1   | Fully implemented         |
|             | Construct 1no. Fire Service Appliance Bay                                   |                                   | - | - | 1  | 1   | Fully implemented         |
| <b>2017</b> | Acquire 52acres of land for the Assembly                                    | <b>Local</b>                      | - | - | 52 | -   | On-going                  |

|   |  |   |   |   |     |   |
|---|--|---|---|---|-----|---|
| Embark on Street Naming and Property Addressing System Exercise       | <b>Governance and Decentralisation</b> | - | - | - | -   | Started but abandoned (25% implemented) |
| Provide running cost for official vehicle                             |  | - | - | - | Yes | Fully implemented                       |
| Procurement of 1no. Pick-up for revenue mobilisation                  |  | - | - | 1 | 1   | Not implemented                         |
| Embark on quarterly monitoring of NGO's in the District               |  | - | 4 | 4 | Yes | Fully implemented                       |
| Maintenance of official vehicles                                      |  | - | - | - | Yes | Fully implemented                       |
| Procurement of stationery   |  | - | - | - | Yes | Fully implemented                       |
| Creation and updating of database                                     |  | - | - | - | Yes | Fully implemented                       |
| Preparation submission of 2014-2017 fee-fixing resolution             |  | - | - | - | Yes | Fully implemented                       |
| Organization of quarterly DPCU meetings                               |  | - | - | 1 | Yes | Fully implemented                       |
| Organization of quarterly Entity Tender Committee meetings            |  | - | - | 4 | 4   | Fully implemented                       |
| Preparation and submission of 2014-2017 procurement plan              |  | - | - | - | Yes | Fully implemented                       |
| Preparation and submission of quarterly progress reports              |  | - | - | 4 | 4   | Fully implemented                       |
| Organize quarterly Technical Planning committee meetings              |  | - | - | 4 | 4   | Fully implemented                       |
| Embark on quarterly monitoring of development programmes and projects |  | - | - | 4 | 4   | Fully implemented                       |

|   |   |   |    |     |                           |
|---|---|---|----|-----|---------------------------|
| Organise quarterly management and staff meetings          | - | - | 4  | 4   | Fully implemented         |
| Organize quarterly Town Hall meetings                     | - | - | 4  | -   | Not implemented           |
| Procurement of office facilities and Equipment            | - | - | -  | Yes | Fully implemented         |
| Provide administrative overhead expenses                  | - | - | -  | Yes | Fully implemented         |
| Convene at least 3no. General Assembly meetings annually  | - | - | 3  | 3   | Fully implemented         |
| Embark on Sister-city Relationship Development Programmes | - | - | -  | Yes | Fully implemented         |
| Convene at least 3no. EXECO meetings annually             | - | - | 3  | 3   | Fully implemented         |
| Organise monthly F& A meetings annually                   | - | - | 12 | Yes | Fully implemented         |
| Construction of 1no. 2-storey 7-bedroom DCE's bungalow    | - | - | 1  | -   | Not implemented           |
| Preparation and submission of monthly financial reports   | - | - | 12 | 12  | Fully implemented         |
| Construction of 1no. District Administrative Block        | - | - | 1  | -   | Ongoing (95% implemented) |
| Construct 1no. 4-bedroom self-contained bungalow for DCD  | - | - | 1  | -   | Not implemented           |
| Construct 1no. 4-bedroom District Magistrate's bungalow   | - | - | 1  | -   | Ongoing (75% implemented) |
| Construct 3no. 2-bedroom semi-detached bungalow for staff | - | - | 3  | -   | Not implemented           |
| Update property rate valuation database                   | - | - | -  | Yes | Fully implemented         |

|               |   |                                   |                               |                        |                    |                    |                           |
|---------------|---|-----------------------------------|-------------------------------|------------------------|--------------------|--------------------|---------------------------|
|               | Support Community Initiated Projects with 1% of DACF annually   |                                   | -                             | -                      | -                  | Yes                | Fully implemented         |
|               | Support 6no. Area Councils with 1% of DACF annually   |                                   | -                             | -                      | 6                  | -                  | Not implemented           |
|               | Organise quarterly town hall meetings annually  |                                   | -                             | -                      | 4                  | -                  | Not implemented           |
|               | Cede certain revenue items to Area Councils   |                                   | -                             | -                      | -                  | Yes                | Fully implemented         |
|               | Procurement of 1no. Hp Generator for Central Administration   |                                   | -                             | -                      | 1                  | -                  | Not implemented           |
|               | Support to District Securities Agencies' operations   | <b>Public Safety and Security</b> | -                             | -                      | -                  | Yes                | Fully implemented         |
|               | Hold quarterly DISEC meetings   |                                   |                               |                        |                    | √                  | Fully implemented         |
|               | Construct 1no. District Police Station  |                                   |                               |                        |                    | √                  | Ongoing (75% implemented) |
|               | Rehabilitation of 1no. 3-bedroom Police Commander's Residence   |                                   |                               |                        |                    | √                  | Fully implemented         |
|               | Construct 1no. Fire Service Appliance Bay   |                                   |                               | -                      | -                  | 1                  | 1                         |
| <b>Period</b> | <b>Thematic Area: Accelerated Agricultural Modernisation and Sustainable Natural Resource Management</b>  |                                   |                               |                        |                    |                    |                           |
|               | <b>Policy Objective: 1. Increase access to extension services and re-orientation of agriculture education 2 .Promote seed and planting material development 3. Promote agriculture mechanization 4. Promote aquaculture development 5. Reverse forest and land degradation 6. Promote sustainable environment, land and water management 7. Maintain and enhance ecological integrity of protected areas 8.Develop an effective domestic market</b> |                                   |                               |                        |                    |                    |                           |
| <b>2014</b>   | <b>Programmes</b>   | <b>Sub-Programme</b>              | <b>Broad Project/Activity</b> | <b>Indicators</b>      |                    |                    | <b>Remarks</b>            |
|               |   |                                   |                               | <b>Baseline (2013)</b> | <b>MTDP Target</b> | <b>Achievement</b> |                           |
|               | Establish 20no. demonstration farms on cover crops in four Zones  | <b>Agriculture productivity</b>   | -                             | -                      | 20                 | -                  | Not implemented           |

|  |   |   |      |      |                   |
|--|---|---|------|------|-------------------|
| Organise 8no. sensitization workshop or livestock farmers on the production of high quality seeds of all major crops | - | - | -    | -    | Not implemented   |
| Train 40no. FBO's on crop improvement techniques annually  | - | - | 40   | 40   | Fully implemented |
| Organise 8no. sensitization workshop for rural farmers on improved housing and livestock management                  | - | - | -    | -    | Not implemented   |
| Vaccinate 200no. livestock against PPR, rabies, Newcastle and other diseases   | - | - | 200  | 200  | Fully implemented |
| Vaccinate 500no. poultry against Newcastle Disease   | - | - | 500  | 500  | Fully implemented |
| Organise 4no. field trips on study tours   | - | - | 4    | -    | Not implemented   |
| Train 1600 farmers on modern methods of agriculture annually   | - | - | 1600 | 1600 | Fully implemented |
| Hold 16no. quarterly meetings with all stakeholders in agriculture   | - | - | 4    | 4    | Fully implemented |
| Organise 4no. training workshop on post handling technologies annually   | - | - | 4    | 4    | Fully implemented |
| Organise 8no. sensitization workshop for 40 FBO's in effective records keeping and financial management              | - | - | 2    | 2    | Fully implemented |
| Organise 8no. capacity building workshop for 6,489 farmers on chemical application                                   | - | - | 2    | 2    | Fully implemented |
| Organise 48no. mass education on FM on good agricultural practices   | - | - | 12   | 12   | Fully implemented |

|  |   |   |   |   |      |     |  |
|--|---|---|---|---|------|-----|--|
|  | Organise 4no. Farmers' Day Celebration  |   | - | - | 1    | 1   | Fully implemented (2014)                 |
|  | Develop ten (10) irrigation sites for vegetable farming   |   | - | - | 10   | -   | Not implemented                          |
|  | Facilitate the posting of 15no. AEA's into the District   |   | - | - | 15   | 4   | Started but abandoned (4 AEAs posted in) |
|  | Create and update computerized database on general agric. activities  |   | - | - | -    | Yes | Fully implemented                        |
|  | Graft 3000no. mango seedlings   |   | - | - | 3000 | -   | Not implemented                          |
|  | Establish 1 acre pineapple multiplication site  |   | - | - | 1    | -   | Not implemented                          |
|  | Organise 4no. bush fire sensitization in six Area Councils  | <b>Protected Areas Management</b>                                     | - | - | 4    | 4   | Fully implemented                        |
|  | Train 6no. Bush Fire Volunteer groups in six Area Councils annually   |   | - | - | 6    | 6   | Fully implemented                        |
|  | Support annual Tree planting exercise in 20 schools and Area Councils   |   | - | - | 20   | -   | Not implemented                          |
|  | Organise 4no. sensitization workshop on sustainable land management   |   | - | - | 4    | -   | Not implemented                          |
|  | Organise 4no. sensitization workshop for Area Councils and Traditional Authorities on "fell one Tree Plant one policy" and creation of land banks |   | - | - | 4    | -   | Not implemented                          |
|  | Organise 8no. training workshop on marketing of agric. Produce for FBO's  | <b>Agricultural competitiveness and Integration into Domestic and</b> | - | - | 2    | 2   | Fully implemented                        |
|  | Organise 8no. stakeholders meeting (School feeding caterers & FBO's) on marketing of agric. produce   |   | - | - | 2    | -   | Not implemented                          |

|             |  |                                       |   |   |      |      |                   |
|-------------|--|---------------------------------------|---|---|------|------|-------------------|
|             |  | <b>International Markets</b>          |   |   |      |      |                   |
|             | Train 500 fishermen on existing cultural fisheries technological packages annually                                   | <b>Security and Income Generation</b> | - | - | 500  | -    | Not implemented   |
| <b>2015</b> | Establish 20no. demonstration farms on cover crops in four Zones   | <b>Agriculture Productivity</b>       | - | - | 20   | -    | Not implemented   |
|             | Organise 8no. sensitization workshop or livestock farmers on the production of high quality seeds of all major crops |                                       | - | - | -    | -    | Not implemented   |
|             | Train 40no. FBO's on crop improvement techniques annually  |                                       | - | - | 40   | 40   | Fully implemented |
|             | Organise 8no. sensitization workshop for rural farmers on improved housing and livestock management                  |                                       | - | - | -    | -    | Not implemented   |
|             | Vaccinate 200no. livestock against PPR, rabies, Newcastle and other diseases   |                                       | - | - | 200  | 200  | Fully implemented |
|             | Vaccinate 500no. poultry against Newcastle Disease   |                                       | - | - | 500  | 500  | Fully implemented |
|             | Organise 4no. field trips on study tours   |                                       | - | - | 4    | -    | Not implemented   |
|             | Train 1600 farmers on modern methods of agriculture annually   |                                       | - | - | 1600 | 1600 | Fully implemented |
|             | Hold 16no. quarterly meetings with all stakeholders in agriculture   |                                       | - | - | 4    | 4    | Fully implemented |
|             | Organise 4no. training workshop on post handling technologies annually   |                                       | - | - | 4    | 4    | Fully implemented |

|   |                                  |   |   |      |     |  |
|---|----------------------------------|---|---|------|-----|--|
| Organise 8no. sensitization workshop for 40 FBO's in effective records keeping and financial management |                                  | - | - | 2    | 2   | Fully implemented                        |
| Organise 8no. capacity building for 6,849 farmers on chemical application                               |                                  | - | - | 2    | 2   | Fully implemented                        |
| Organise 48no. mass education on FM on good agricultural practices                                      |                                  | - | - | 12   | 12  | Fully implemented                        |
| Organise 4no. Farmers Day Celebrations  |                                  | - | - | 1    | 1   | Fully implemented (2015)                 |
| Rehabilitate ten (10) irrigation sites for vegetable farming  |                                  | - | - | 10   | -   | Not implemented                          |
| Facilitate the posting of 15no. AEA's into the District   |                                  | - | - | 15   | 4   | Started but abandoned (4 AEAs posted in) |
| Create and develop computerized database on general agric. Activities                                   |                                  | - | - | -    | Yes | Fully implemented                        |
| Graft 3000no. mango seedlings   |                                  | - | - | 3000 | -   | Not implemented                          |
| Establish 1 acre pineapple suckers multiplication site  |                                  | - | - | 1    | -   | Not implemented                          |
| Organise 4no. Bush Fire sensitization in six Area Councils  | <b>Protected Area Management</b> | - | - | 4    | 4   | Fully implemented                        |
| Train 6no. bush fire Volunteer groups in six Area Councils annually                                     |                                  | - | - | 6    | 6   | Fully implemented                        |
| Support annual Tree planting exercise in 20 schools and Area Councils                                   |                                  | - | - | 20   | -   | Not implemented                          |
| Organise 4no. sensitization workshop on sustainable land management                                     |                                  | - | - | 4    | -   | Not implemented                          |

|             |  |  |                                       |   |      |      |                   |
|-------------|--|--|---------------------------------------|---|------|------|-------------------|
|             | Organise 8no. training workshop on marketing of agric. Produce for FBO's   | <b>Agricultural Competitiveness and Integration into Domestic and Internal Markets</b> | -                                     | - | 2    | 2    | Fully implemented |
|             | Organise 8no. stakeholders meeting (School feeding caterers & FBO's ) on marketing of agric. Produce                 |  | -                                     | - | 2    | -    | Not implemented   |
|             | Train 500 fishermen on existing cultural fisheries technological packages annually                                   |  | <b>Security and Income Generation</b> | - | -    | 500  | -                 |
| <b>2016</b> | Establish 20no. demonstration farms on cover crops in four Zones   | <b>Agriculture Productivity</b>  | -                                     | - | 20   | -    | Not implemented   |
|             | Organise 8no. sensitization workshop or livestock farmers on the production of high quality seeds of all major crops |  | -                                     | - | -    | -    | Not implemented   |
|             | Train 40no. FBO's on crop improvement techniques annually  |  | -                                     | - | 40   | 40   | Fully implemented |
|             | Organise 8no. sensitization workshop for rural farmers on improved housing and livestock management                  |  | -                                     | - | -    | -    | Not implemented   |
|             | Vaccinate 200no. livestock against PPR, rabies, Newcastle and other diseases   |  | -                                     | - | 200  | 200  | Fully implemented |
|             | Vaccinate 500no. poultry against Newcastle Disease   |  | -                                     | - | 500  | 500  | Fully implemented |
|             | Organise 4no. field trips on study tours   |  | -                                     | - | 4    | -    | Not implemented   |
|             | Train 1600 farmers on modern methods of agriculture annually   |  | -                                     | - | 1600 | 1600 | Fully implemented |

|   |                                  |   |   |      |     |  |
|---|----------------------------------|---|---|------|-----|--|
| Hold 16no. quarterly meetings with all stakeholders in agriculture                                      |                                  | - | - | 4    | 4   | Fully implemented                        |
| Organise 4no. training workshop on post handling technologies annually                                  |                                  | - | - | 4    | 4   | Fully implemented                        |
| Organise 8no. sensitization workshop for 40 FBO's in effective records keeping and financial management |                                  | - | - | 2    | 2   | Fully implemented                        |
| Organise 8no. capacity building for 6,849 farmers on chemical application                               |                                  | - | - | 2    | 2   | Fully implemented                        |
| Organise 48no. mass education on FM on good agricultural practices                                      |                                  | - | - | 12   | 12  | Fully implemented                        |
| Organise 4no. Farmers Day Celebrations  |                                  | - | - | 1    | 1   | Fully implemented (2016)                 |
| Rehabilitate ten (10) irrigation sites for vegetable farming  |                                  | - | - | 10   | -   | Not implemented                          |
| Facilitate the posting of 15no. AEA's into the District   |                                  | - | - | 15   | 4   | Started but abandoned (4 AEAs posted in) |
| Create and develop computerized database on general agric. Activities                                   |                                  | - | - | -    | Yes | Fully implemented                        |
| Graft 3000no. mango seedlings   |                                  | - | - | 3000 | -   | Not implemented                          |
| Establish 1 acre pineapple suckers multiplication site  |                                  | - | - | 1    | -   | Not implemented                          |
| Organise 4no. Bush Fire sensitization in six Area Councils  | <b>Protected Area Management</b> | - | - | 4    | 4   | Fully implemented                        |
| Train 6no. bush fire Volunteer groups in six Area Councils annually                                     |                                  | - | - | 6    | 6   | Fully implemented                        |

|             |  |   |   |   |     |     |                           |
|-------------|--|---|---|---|-----|-----|---------------------------|
|             | Support annual Tree planting exercise in 20 schools and Area Councils  |   | - | - | 20  | -   | Not implemented           |
|             | Organise 4no. sensitization workshop on sustainable land management  |   | - | - | 4   | -   | Not implemented           |
|             | Organise 8no. training workshop on marketing of agric. Produce for FBO's   | <b>Agricultural Competitiveness and Integration into Domestic and International Markets</b> | - | - | 2   | 2   | Fully implemented         |
|             | Organise 8no. stakeholders meeting (School feeding caterers & FBO's ) on marketing of agric. Produce                 |   | - | - | 2   | -   | Not implemented           |
|             | Train 500 fishermen on existing cultural fisheries technological packages annually                                   | <b>Security and Income Generation</b>   | - | - | 500 | -   | Not implemented           |
| <b>2017</b> | Establish 20no. demonstration farms on cover crops in four Zones   | <b>Agriculture Productivity</b>   | - | - | 20  | -   | Not implemented           |
|             | Organise 8no. sensitization workshop or livestock farmers on the production of high quality seeds of all major crops |   | - | - | -   | -   | Not implemented           |
|             | Train 40no. FBO's on crop improvement techniques annually  |   | - | - | 40  | 40  | Fully implemented         |
|             | Organise 8no. sensitization workshop for rural farmers on improved housing and livestock management                  |   | - | - | 4   | -   | Ongoing (50% implemented) |
|             | Vaccinate 200no. livestock against PPR, rabies, Newcastle and other diseases   |   | - | - | 200 | 200 | Fully implemented         |

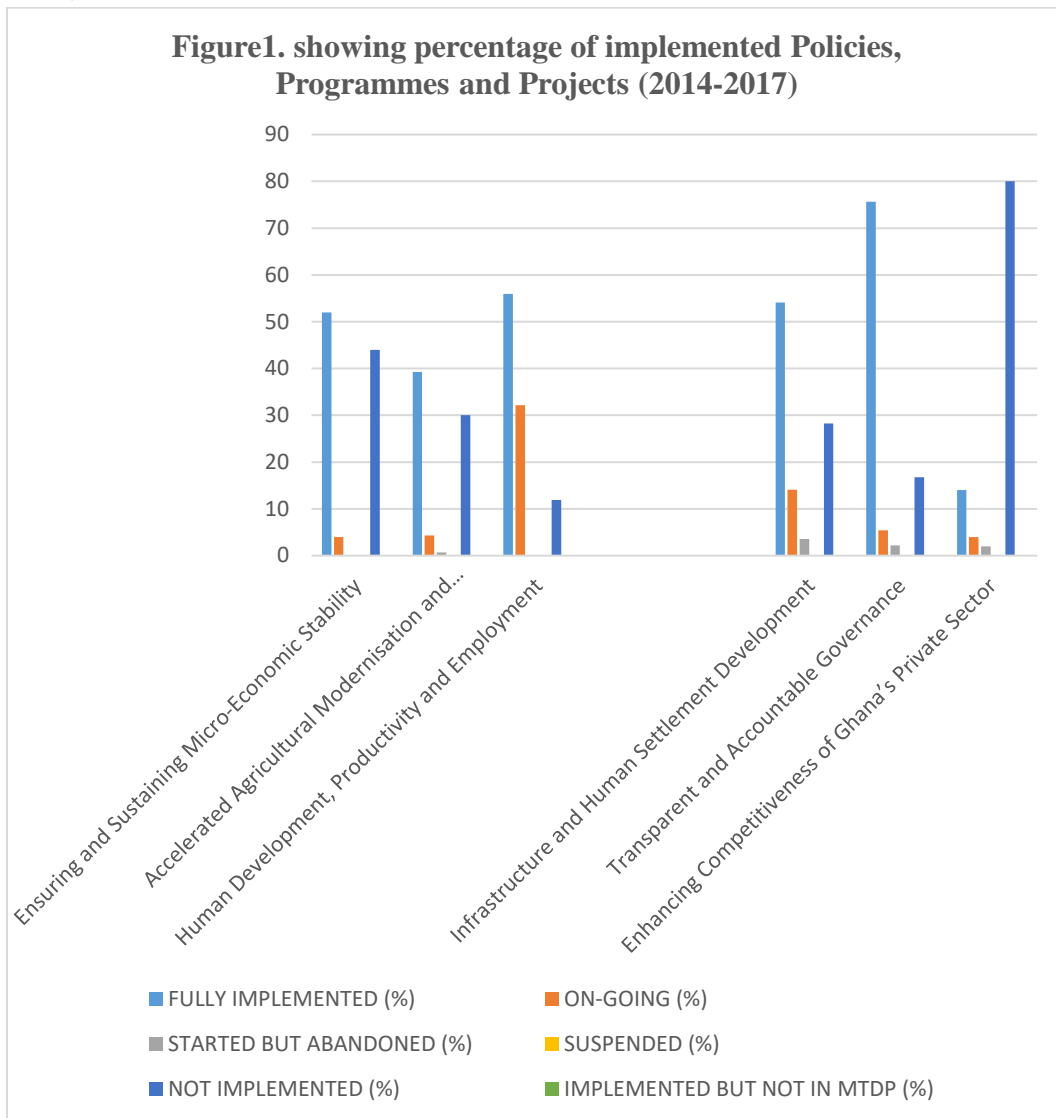
|  |  |  |   |   |      |      |                   |
|--|--|--|---|---|------|------|-------------------|
|  | Vaccinate 500no. poultry against Newcastle Disease                     |  | - | - | 500  | 500  | Fully implemented |
|  | Organise 4no. field trips on study tours                               |  | - | - | 4    | -    | Not implemented   |
|  | Train 1600 farmers on modern methods of agriculture annually           |  | - | - | 1600 | 1600 | Fully implemented |
|  | Hold 16no. quarterly meetings with all stakeholders in agriculture     |  | - | - | 4    | 4    | Fully implemented |
|  | Organise 4no. training workshop on post handling technologies annually |  | - | - | 4    | 4    | Fully implemented |

|  |   |                                  |   |   |      |     |                          |
|--|---|----------------------------------|---|---|------|-----|--------------------------|
|  | Organise 8no. sensitization workshop for 40 FBO's in effective records keeping and financial management |                                  | - | - | 2    | 2   | Fully implemented        |
|  | Organise 8no. capacity building for 6,849 farmers on chemical application                               |                                  | - | - | 2    | 2   | Fully implemented        |
|  | Organise 48no. mass education on FM on good agricultural practices                                      |                                  | - | - | 12   | 12  | Fully implemented        |
|  | Organise 4no. Farmers Day Celebrations  |                                  | - | - | 1    | 1   | Fully implemented (2017) |
|  | Rehabilitate ten (10) irrigation sites for vegetable farming  |                                  | - | - | 10   | -   | Not implemented          |
|  | Facilitate the posting of 15no. AEA's into the District   |                                  | - | - | 15   | -   | Not implemented          |
|  | Create and develop computerized database on general agric. Activities                                   |                                  | - | - | -    | Yes | Fully implemented        |
|  | Graft 3000no. mango seedlings   |                                  | - | - | 3000 | -   | Not implemented          |
|  | Establish 1 acre pineapple suckers multiplication site  |                                  | - | - | 1    | -   | Not implemented          |
|  | Organise 4no. Bush Fire sensitization in six Area Councils  | <b>Protected Area Management</b> | - | - | 4    | 4   | Fully implemented        |
|  | Train 6no. bush fire Volunteer groups in six Area Councils annually                                     |                                  | - | - | 6    | 6   | Fully implemented        |
|  | Support annual Tree planting exercise in 20 schools and Area Councils                                   |                                  | - | - | 20   | -   | Not implemented          |

|  |  |   |   |   |     |   |                   |
|--|--|---|---|---|-----|---|-------------------|
|  | Organise 4no. sensitization workshop on sustainable land management                |   | - | - | 4   | - | Not implemented   |
|  | Organise 8no. training workshop on marketing of agric. Produce for FBO's           | <b>Agricultural Competitiveness and Integration into Domestic and International Markets</b> | - | - | 4   | 4 | Fully implemented |
|  | Train 500 fishermen on existing cultural fisheries technological packages annually | <b>Security and Income Generation</b>   | - | - | 500 | - | Not implemented   |

Source: DPCU, 2017

**Figure 1.1 Showing percentage of implemented Programmes, Policies and Projects (2014-2017)**



Source: DPCU, 2017

## **Analysis of Performance**

It can be deduced from the above figure that, the Assembly was unable to implement all of its planned programmes, policies and projects under six (6) out of the seven (7) thematic areas of the GSGDA namely, Ensuring and Sustaining Macro-economic Stability, Accelerated Agricultural Modernization and Sustainable Natural Resource Management, Human Development, Productivity and Employment, Transparent and Accountable Governance, Infrastructure and Human Settlement and Enhancing Competitiveness in Ghana's Private Sector.

Comparatively, the Assembly fully implemented (75.68%) of its planned programmes, policies and projects under the thematic area Transparent and Accountable Governance than any of the other thematic areas. This was followed by Human Development, Productivity and Employment with (55. %) implemented programmes while Infrastructure and Human Settlement Development had (54.12%) with the least programmes not implemented being Enhancing Competitiveness in Ghana's Private Sector (14%). Furthermore, Ensuring and Sustaining Micro-Economic Stability implemented (52. %) programmes against (39%) under Accelerated Agricultural Modernization and Sustainable Natural Resource Management.

Figure 1.1 above provides information on the percentage of implementation of programmes, policies and projects under six (6) thematic areas for the period 2014-2017.

From table 1.2 below, the Assembly received a total of GH¢ in 2014 as compensation for employees within the District,

**Table 1.2: Total Releases from Government of Ghana**

| <b>PERSONNEL EMOLUMENTS (wages and salaries)</b> |                                 |                                      |                   |            |            |                                |                       |
|--|---------------------------------|--------------------------------------|-------------------|------------|------------|--------------------------------|-----------------------|
| <b>Year</b>                                      | Requested<br>planned<br><br>(A) | as<br>Approved As per<br>ceiling (B) | Released<br><br>C | Deviations |            | Actual<br>Expenditure<br><br>D | Variance<br><br>(C-D) |
|  |                                 |                                      |                   | A-B        | B-C        |                                |                       |
| <b>2014</b>                                      | 864,121.53                      | 864,121.53                           |                   |            |            |                                |                       |
| <b>2015</b>                                      | 818,722.00                      | 818,722.00                           | 818,722.00        |            |            |                                |                       |
| <b>2016</b>                                      | 759,360.21                      | 759,360.21                           | 759,360.21        |            |            |                                |                       |
| <b>2017</b>                                      | 772,854.60                      | 772,854.60                           | 376,897.76        |            | 395,956.84 |                                |                       |
| <b>CAPITAL EXPENDITURES/ASSETS</b>               |                                 |                                      |                   |            |            |                                |                       |
| <b>Year</b>                                      |                                 |                                      |                   |            |            |                                |                       |
| <b>2014</b>                                      |                                 |                                      |                   |            |            |                                |                       |
| <b>2015</b>                                      |                                 |                                      |                   |            |            |                                |                       |
| <b>2016</b>                                      |                                 |                                      |                   |            |            |                                |                       |
| <b>2017</b>                                      |                                 |                                      |                   |            |            |                                |                       |
| <b>GOODS AND SERVICES</b>                        |                                 |                                      |                   |            |            |                                |                       |
| <b>Year</b>                                      |                                 |                                      |                   |            |            |                                |                       |
| <b>2014</b>                                      | 57,654.25                       | 57,654.25                            | 48,583.40         |            | 9070.85    |                                |                       |
| <b>2015</b>                                      | 61,661.71                       | 61,661.71                            | 42,851.79         |            | 18,809.92  |                                |                       |
| <b>2016</b>                                      | 38,560.01                       | 38,560.01                            | 12,423.00         |            | 26,137.01  |                                |                       |
| <b>2017</b>                                      | 52,060.96                       | 52,060.96                            | 43,820.69         |            | 8,240.27   |                                |                       |

From table 1.3 below, it depicts that,

**Table 1.3: All Sources of Financial Resources for the MDA**

| Sources                        | 2014         |                 |              | 2015         |                 |           | 2016         |                 |              | 2017         |                 |              |
|--------------------------------|--------------|-----------------|--------------|--------------|-----------------|-----------|--------------|-----------------|--------------|--------------|-----------------|--------------|
|                                | Planned      | Actual received | Variance     | Planned      | Actual received | Variance  | Planned      | Actual received | Variance     | Planned      | Actual received | Variance     |
| <b>GoG</b>                     | 864,121.54   |                 |              | 818,722.00   | 818,722.00      |           | 759,360.21   | 759,360.21      |              | 772,854.60   | 376,897.76      | 395,956.84   |
| <b>IGF</b>                     | 143,105.00   | 103,846.40      | 39,258.60    | 150,500.00   | 151,081.63      | -581.63   | 152,088.35   | 122,591.96      | 29,496.39    | 193,500.00   | 59,618.38       | 133,881.62   |
| <b>DACF</b>                    | 2,754,465.61 | 222,806.47      | 2,531,659.14 | 2,916,724.75 |                 |           | 4,176,408.72 | 2,509,342.61    | 1,667,006.11 | 3,244,720.30 | 284,618.31      | 2,960,101.99 |
| <b>DDF</b>                     | 283,322.30   | 541,697.61      | -285,375.31  | 283,322.30   | 262,674.00      | 20,648.30 | 415,422.00   | 444,008.18      |              | 415,422.00   |                 |              |
| <b>Others (please specify)</b> | 336974.00    | 483156.34       | -146182.00   | 370672.00    | 38965.59        | 331706.41 | 48889.10     | 84465.90        | -35576.80    |              |                 |              |
| <b>Total</b>                   |              |                 |              |              |                 |           |              |                 |              |              |                 |              |

## **KEY PROBLEMS/CHALLENGES/ISSUES ENCOUNTERED DURING THE IMPLEMENTATION OF GSGDA II DMTDP (2014-2017)**

- ❖ Weak linkage between implementation of Approved Plans and Budget Allocation
- ❖ Weak and Ineffective Monitoring
- ❖ Ineffective Sub-structures
- ❖ Low Internally Generated Fund
- ❖ Untimely release of Central Government inflows
- ❖ Awarding of contracts at Central Government level without direct involvement of the Assembly.

## **LESSONS LEARNT DURING THE IMPLEMENTATION STAGE OF THE DMTDP (2014-2017)**

Following the experience gained from the poor implementation of the 2014-2017 Medium Term Development Plan (MTDP) of the Assembly, the District Planning Coordinating Unit (DPCU) recognized that the following measures are necessary for successful implementation of the 2014-2017 MTDP. These are as follows;

- **Coordination and communication** among the stakeholders of the plan especially the implementation Departments, Units and Area Councils of the Assembly. This will ensure that the smooth implementation of the plan.
- **Limited political interference:** - the preparation of this Medium Term Development Plan took into consideration the political ambition and aspiration of the Government and Political Authority of the District, it is therefore the expectation of the Planning team the projects for implementation during the plan period should emanate from the this Development Plan.
- Assembly's **expenditure** should be within its **revenue** and as much as possible in accordance with this **MTDP, budget and procurement** plan.
- **Mobilize funds** from within and other sources to support implementation of programmes and projects.
- Delays in the release of central government inflows.

## **INSTITUTIONAL CAPACITY NEEDS**

### **Public Administration**

The North Dayi District is one of the newly created Districts established by LI 2076 of 2012. Its capital is Anfoega. It is composed of twenty three (23) elected Members and ten (11) Government Appointees of which twenty nine (29) are males and five (5) females, a District Chief Executive and Member of Parliament for the constituency.

The Assembly is by law, the highest Political, Administrative, Rating and Planning Authority in the District with deliberative legislative and executive powers. The Assembly has responsibility for the overall development of the District and it's made up of six (6) Area Councils with 115 Unit Committees in almost every community. The common laws governing the operations of the Assembly are the 1993 Local Government Act, Act 462, the District Assembly Common Fund Act 455 (1993), National Development Planning Systems Act 480 (1994) and the Civil Service Law PNDC Law 327 (1993) among others.

L.I. 1740 spells out in greater details the specific functions of the Assembly in areas of health, construction, rehabilitation, maintenance, agriculture, roads, sanitation etc. For the purpose of the work of the Assembly, and to subject the issues of development to a wider discussion, the Executive Committee has five statutory sub-committees composed of members of the Assembly. These are as follows:

- ❖ Finance and Administration Sub-committee
- ❖ Development Planning Sub-committee
- ❖ Social Services Sub-committee
- ❖ Works Sub-committee
- ❖ Justice and Security Sub-committee

Aside the five (5) statutory sub-committees, the Assembly also has two (2) co-opted sub-committees to spear head its development agenda namely;

- ❖ Agriculture Sub-committee
- ❖ Tourism and Environment Sub-committee

### **Sub-District Structures of the Assembly**

In order to deepen the government's decentralization policy, the North Dayi District has been demarcated into sub-Districts made up of six (6) Area Councils. These are Aveme-Tsyome

Sabadu Area Council, Vakpo Area Council, Awate Area Council, Anfoega Area Council, Wusuta Area Council and Tsrukpe-Botoku-Tsorxor Area Council.

**Table 1.4: Sub-District Structures of the Assembly**

| S/N | SUB-DISTRICT                   | CATEGORY     | NO. OF UNITS | NO. OF ELECTORAL AREAS | TRADITIONAL AREAS         | HEAD QUARTERS      |
|-----|--------------------------------|--------------|--------------|------------------------|---------------------------|--------------------|
| 1.  | Aveme/<br>Tsyome<br>Sabadu     | Area Council | 33           | 4                      | Aveme /<br>Sabadu Tsyome  | Aveme<br>Danyigba  |
| 2.  | Anfoega                        | Area Council | 26           | 6                      | Anfoega                   | Anfoega<br>Akukome |
| 3.  | Awate                          | Area Council | 17           | 2                      | Awate                     | Awate-Todzi        |
| 4.  | Vakpo                          | Area Council | 14           | 4                      | Vakpo                     | Vakpo Afeye        |
| 5.  | Tsrukpe/<br>Botoku/<br>Tsorxor | Area Council | 14           | 3                      | Botoku<br>Tsrukpe, Tsoxor | Botoku             |
| 6.  | Wusuta                         | Area Council | 33           | 4                      | Wusuta                    | Wusuta             |
|     | <b>Total</b>                   |              | <b>137</b>   | <b>23</b>              | <b>6</b>                  | <b>6</b>           |

Source: DPCU, 2017

### Human Resource Capacity of the Assembly

The Assembly have a total staff strength of ninety (90) made up of 68 males and 22 females from the various Decentralized Departments. Table 1.5 below shows sex disaggregated data of staff in the Assembly.

**Table 1.5: showing sex disaggregated data of staff**

| DEPARTMENTS            | NO. OF STAFF (MALE) | NO. OF STAFF (FEMALE) | TOTAL |
|------------------------|---------------------|-----------------------|-------|
| Central Administration | 26                  | 11                    | 37    |
| Works                  | 3                   | -                     | 3     |
| Physical Planning      | 1                   | -                     | 1     |
| Social Development     | 5                   | 3                     | 8     |
| Agriculture            | 11                  | 2                     | 13    |
| NADMO                  | 17                  | 2                     | 19    |
| Casual Staff (IGF)     | 5                   | 4                     | 9     |

|              |    |    |    |
|--------------|----|----|----|
| <b>Total</b> | 68 | 22 | 90 |
|--------------|----|----|----|

Source: HRMU (MIS), 2017

The qualification of staffs cannot be under-estimated when it comes to issues of effective and efficient delivery of services. Table 1.6 below therefore provides details of staffs and their qualifications in the Assembly.

**Table 1.6: Showing qualifications of staffs in the Assembly**

| S/N | QUALIFICATION                            | NUMBER OF STAFF |
|-----|--|-----------------|
| 1   | MASTERS                                  | 5               |
| 2   | DEGREE                                   | 13              |
| 3   | HND                                      | 8               |
| 4   | DIPLOMA                                  | 9               |
| 5   | NVTI-grade I &II, /TVET, /CITY-GUILD     | 3               |
| 6   | DBS/ABCE, / INFO.TECH, / GHANA COM. EXAM | 5               |
| 7   | MSLC, / A'LEVEL, / G. CE. O'LEVEL        | 11              |
| 8   | CERTIFICATE                              | 15              |
| 9   | SSSCE, / WASSCE                          | 4               |
| 10  | BECE                                     | 2               |
| 11  | NIL                                      | 3               |

Source: HRMU (MIS), 2017

There exist non-decentralized Departments and companies currently operating at various levels in the District. Some of these institutions are: GN Bank. Ghana Post, Ghana Police Service, Ghana Fire Service, Electoral Commission, National Commission for Civic Education (NCCE), National Disaster Management Organization (NADMO) National Health Insurance Authority (NHIA) and Zoomlion among others as the Assembly still rely on Kpando Municipal for services of some institutions.

### Plan implementation and M&E needs

**Table 1.7: Showing DMTDP M&E needs**

| Issue | Status | Remarks/Recommendation |
|-------|--------|------------------------|
|-------|--------|------------------------|

|                               |   |   |
|-------------------------------|---|---|
| Human Resource                | There is a functional District Planning and Coordinating Unit (DPCU) which consist of 21 members (comprising heads of decentralized departments), with the DCD as the Chairman and the DPO as the Secretary.<br>Some DPCU members lack the needed skills and expertise in Participatory M & E and preparation of development plans.   | Members skills need to be upgraded in preparation of development plans & Participatory Monitoring and Evaluation  |
| Management Information System | There exist a credible registry where reports, plans, manuals, guidelines and other important letters are properly kept.<br>Website for the District is under-development.  | Capacities of DPCU members need to be built in management of database system  |
| Logistics                     | Existence office space to accommodate some DPCU members (e.g. The DPO, Engineer & DBA)<br>Lack of vehicle for DPCU to undertake proper and effective M&E activities.<br>The DPCU Secretariat has 2 Laptops (one in very good condition), 1 Printer and 1 LCD Projector.<br>Major challenge mitigating DPCU from carrying out effective and efficient M&E activities is inadequate resources allocation. | DPCU should be provided with at least 1no. Pick-up and a motorbike to undertake its M & E activities.<br><br>In addition, logistics such as scanner, digital camera and a photocopier machine to facilitate the office work |
| Stakeholders                  | Some stakeholders do not have the required expertise to carry out Plan preparation, Implementation and Participatory M & E.   | Capacity building programme should be organized for stakeholders in M & E activities  |

Source: DPCU, 2017

### Assessment of DPCU's Management Capacity Index

The assessment was done to determine means to build capacities of DPCU's. The various scores indicate the level of resources needed by DPCU members to achieve their functions.

**Scale:** Score 1 = Worst, Score 5 = Average, Score 10 = Best case

**Table 1.8: Assessment of DPCU's Management Capacity**

| INDICATOR SCORE             | SCORE = 1 | SCORE = 5                            | SCORE = 10   |
|-----------------------------|-----------|--------------------------------------|--|
| Qualifications of Personnel | -         | -                                    | DPCU staffs have the required qualification to discharge their duties and responsibilities |
| 2. Staff compliment         | -         | -                                    | Various DPCU positions are adequately occupied   |
| 3. M&E Skills &             | -         | Some staffs do not have the required | -  |

|                           |          |  |   |
|---------------------------|----------|--|---|
| Knowledge                 |          | skills and knowledge in M & E  |   |
| 4. Availability of Funds  | -        | Inadequate allocation of funds to implement M & E activities   | -   |
| 5.Utilization of Funds    | -        | -  | Funds are utilised based on approved plans as budgeted in the DMTDP   |
| 6. Timely Access to Funds | -        | Untimely release of funds  | -   |
| 7.Leadership              | -        | -  | Good and very strong leadership relationship exist between all staffs of the DA in achieving set objectives |
| 8. Management             | -        | -  | Existence of full management compliment in addressing all required functions                                |
| 9. Workload               | -        | The amount of workload on DPCU to perform its M & E functions and planning drives them to work beyond productive hours | -   |
| 10.Motivation /Incentives | -        | -  | Staffs are adequately motivated in the performance of their duties  |
| 11.Equipment /Facilities  |          | -  | Staffs have access to conducive and serene office environment, logistics and facilities to work with        |
| <b>Total score</b>        | <b>0</b> | <b>20</b>  | <b>70</b>   |
| <b>Average score</b>      |          | <b>4.6</b>   |   |

*Source: DPCU, 2017*

From table 1.8 above, it can clearly be deduced that, some capacity exists for DPCU members but not adequate to enhance their performance effectively and efficiently. To facilitate the performance of DPCU effectively and efficiently, the following are recommended:

- Capacity building skills in M&E, management administration, project management, work planning etc.
- Adequate resource allocation to DPCU to perform their activities.

- There should be timely release of funds to facilitate Monitoring and Evaluation activities on schedule.
- Training of staffs in leadership and Monitoring & Evaluation skills.
- Capacity building of staffs in effectively managing productive hours.

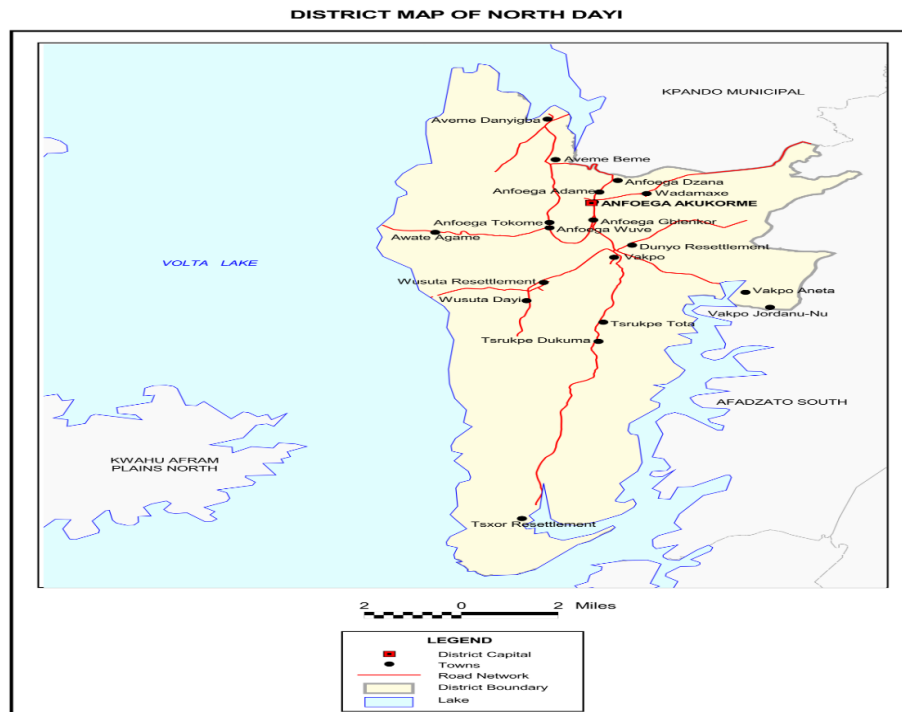
## **DISTRICT PROFILE**

### **Physical Characteristics**

#### **Location**

The North Dayi District is located in the Volta Region of Ghana and it is one of the newly created in the country established by LI 2076 of 2012. Its capital is Anfoega and its about 70 km from Ho, the Regional capital and 250Km from Accra. The district lies within latitudes  $6^{\circ} 20'N$  and  $7^{\circ} 05'N$ , and Longitude  $0^{\circ} 17'E$ . It shares boundaries with Kpando Municipal to the North, South Dayi District to the south, and the newly created Afadzato South District to the East. The Volta Lake which stretches over 80km of the coastal line, demarcates the Western boundary. The district covers a total land area of 462.8square kilometers representing 2.2% of the Volta Region with almost 30% of the land being submerged by the Volta Lake. The district is rural and has over sixty (60) settlements. Other relatively larger settlements include Vakpo, Aveme, Awate, and Wusuta. The location of the district is of a very strategic importance for maximizing its potentials for fast economic development.

**Figure 1.2: showing map of North Dayi District.**



## Climate

The district falls within the tropical equatorial zone, and it is generally influenced by the South West Monsoons wind from the South Atlantic Ocean and the dry Harmattan winds from the Sahara. The district is characterized by double-maximum rainfall with average annual rainfall ranging from 900mm to 1,300mm. The double maxima rainfall pattern experienced in the district encourages crop production throughout the year and ensures food security as well as regular income of farmers. It is an opportunity for the farmers to increase their income annually as a result of the two cropping seasons unlike other areas in the country with single season rainfall.

For some years now, the district has not had any significant improvement in the rainfall situation. The major raining season occurs from mid-April to early July and the minor from September to November. The district normally experience considerable variations with the time of the onset of the rains, duration and intensity during the years. This condition affects agricultural activities and resource mobilization for effective investment planning.

The mean annual temperature is about 27<sup>0</sup> Celsius, whereas the daily means ranges from, 22<sup>0</sup> to 33<sup>0</sup> Celsius. The months of February and March are generally the hottest while July and August are the relatively cooler. The average relative humidity is 80%. Even though the climatic condition of the district may predispose it to high rate of malaria and diarrhea, the average temperature equally absolve the district from the incidence of Cerebra-Spinal –Meningitis (CSM) diseases.

## **Vegetation**

The district is largely within the semi-deciduous forest vegetation zone. However extensive human activities (including farming, logging and charcoal burning) have reduced the vegetation to secondary and savanna. The deterioration of the vegetative cover was confirmed by all the Area Councils during the data collection and discussions. It is certain that the district was densely forested in former times. But huge forest areas have been destroyed and converted to other land uses during the past decades.

The vegetation of the district is characterized by a mix of guinea savannah woodland and semi-deciduous forest. The savannah woodlands consist of grass with scattered trees like acacia, bamboo and baobabs. These dots the River Dayi Basin. The semi-deciduous forests are found on the slopes of the Akwapim –Togo –Attakora ranges with many tree species which are also found in high forest zone, such as *Antiaris toxicaria chechen*, *milicia excels* (Odum) and Oil palm. Much of the forest has however been lost to inappropriate farming practices, excessive lumbering and bush fires.

Additionally, there is a lot of indirect damage caused by forest fires such as loss of organic material, loss of soil fertility and increase in erosion. All this damages have detrimental effects on other spheres of life such as agriculture pasture and water supply. To conserve the environment and protect the vegetative cover, the Forestry Commission under the FORUM project developed some forest reserves in the district. These are the Awate and Tsrukpe forest reserves. There are other smaller reserves at Wusuta, Aveme Sabadu Vakpo Botoku and Tsoxor. The vegetation of the district is conducive for animal husbandry, cultivation of root cereal crops and horticulture.

## **Drainage**

The Volta Lake and the River Dayi are the major water bodies that drain the district. There are however, other numerous streams and rivulets that are found throughout the district. These rivers and streams are more or less perennial.

The Volta Lake is the biggest water body in the district. It runs along the whole of the western corridor with big potential for irrigation agriculture, aqua-culture and fishing. The River Dayi is another water body to the south and its basin provides a prime farming land for the cultivation of a variety of food crop and vegetables. The presence of these water bodies is a great potential for supporting economic activities which can generate employment opportunities for the youth.

The Volta Lake apart from the agricultural purposes is also a big potential for designing water supply scheme and also as the base for tourism development in the district.

## **Topography**

The most conspicuous physical features of the district are the Akwapim-Togo-Atakora ranges which is at the eastern corridor between Ho and Kpando Districts. The district is dotted with scattered hills and ranges of varied length and height resulting in an undulating feature of the district. The major hills are at Anfoega, Awate, Botoku and Wusuta. The highest point in the district is about 1,250 ft and is located along the Volta Lake around Awate and Botoku. The hilly nature of the district generally affects the condition of the road and therefore results in increase in the cost of construction. The fact that most of the roads are not tarred increase the degree of erosion that seriously affect the condition of these roads and residential buildings during raining seasons. This implies that during this time the cost of transportation for the people along the affected roads increases putting untold hardship to the already impoverished communities.

Not only does the topography affect the condition of the road but also the agricultural productivity of the area. Again the hilly nature of most places throughout the district deny the people access to cultivable land and also impedes large scale mechanized farming. The end result is small land holding which result to subsistence farming with low income.

### **Geology and Minerals**

The district is generally underlain by Buem Volcanic rocks stretching through to Jasikan and Kadjebi District. The implication of this type of rock is that it supports surface supplies of underground water and the surface supplies are fairly good while prospects for boreholes ranges from fair to good. The major soil types developed from this parent rock in the district are the Savannah Ochrosols (reddish, lightly acid; more nutrient) “Oxysol” (heavily drained; yellowish; less nutrient and ground water laterites. This is characterized by sandy loam type of soil with local adaptation. Along the lake and the River Dayi, the alluvial silt loams predominate. The terrain is mostly steep and sometimes gentle resulting in difficulty to access. Inventories made to classify soils according to their general and chemical characteristics indicate that the soils in the district are of low fertility and low moisture holding capacity which has serious implication for agricultural crop development.

The district is relatively endowed with limited mineral deposits of economic importance. Unfortunately, the district lacks the technology and resources for exploitation and processing. There are large deposits of Kaolin at Anfoega Agatanyigbe, Anfoega Bume and Botoku with different colour stations suitable for the development of bricks and tile, pottery and ceramics industry. This when fully exploited and developed is expected to generate employment for the youth in the district.

### **BIODIVERSITY, CLIMATE CHANGE AND GREEN ECONOMY**

The effects of climate change and its vulnerability can be felt across the length and breadth of the District due to its agrarian nature.

North Dayi District is home to four (4) forest reserves (Dayi Block forest reserve, West Block forest reserve and others) endowed with several economic, fruit and others which serves as home

to hundreds and thousands of animals. Not to talk about these forests serving as shade to the numerous springs, streams and rivers that crisscross the length and breadth of the District.

North Dayi District has witnessed a persistent increase in reduction of the forest and other resources including water quality and aquatic life.

The District is experiencing a destruction of its ecosystem and natural resource base through the under listed factors;

- Destruction of forests through encroachment into forest reserves and exploitation of economic timber species without permit
- Annual bush fires
- Inappropriate farming practices and deforestation, destruction of vegetation and the ecological systems through cultivation on slopes and on the lands adjoining rivers and streams
- Encroachment into and destruction of wildlife sanctuary through uncontrolled hunting and other human activities
- Winning of sand, quarrying of stones and gravel for building and road construction
- Lack of enough education on the negative effects climate change
- Accelerated erosion resulting from removal of vegetative cover around dwellings and open spaces in settlements and absence of properly constructed drainage channels
- Non-management of domestic waste i.e. rubbish and human excreta are disposed-off indiscriminately
- Little monitoring of the environmental impact of human activities and development projects

The Assembly with support from development partners will implement interventions to mitigate the impacts of this trends in the District.

## **WATER SECURITY**

Provision of water facilities to the District is by GoG, Safe Water Network, GWCL, CWSA and UNICEF. Coverage of portable water in the District stands at 87% in 2015 against the projected 2018 population of 48, 382 inhabitants which makes it one of the highest in the region and beyond.

Safe Water Network augments the supply of water to four communities within the district (Aveme, Sabadu, Agata, Agatanyigbe and Vakpo).

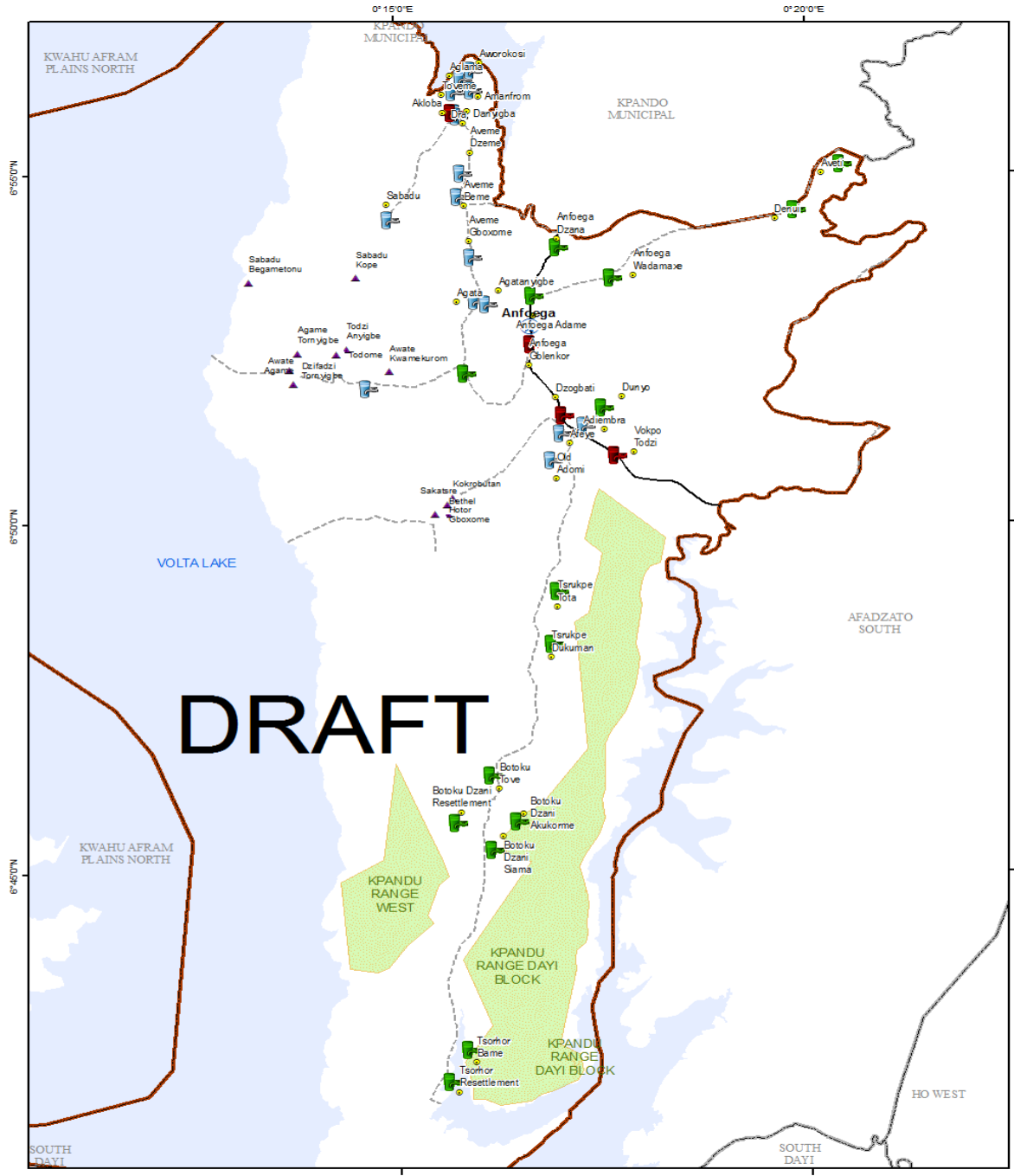
The District through CWSA has seven (7) small town/pipe systems serving communities like, Anfoega, Vakpo, Wusuta, Tsrukpe etc with additional four (4) small community pipe schemes to these same communities.

There is a total number of sixteen (16) pipe schemes and five (5) limited mechanized boreholes and 142 boreholes fitted with hand pumps. Other sources of water is mainly from the Lake Volta

and River Dayi serving inhabitants without access to safe water coverage. Figure 1.3 below shows community water facilities in the District.

**Figure 1.3: Showing water map of North Dayi District.**

COMMUNITY WATER FACILITIES- NORTH DEYI DISTRICT



**Legend**

- DISTRICT CAPITAL
- OTHER COMMUNITIES
- MAJOR COMMUNITY
- BOREHOLE AND SMALL TOWN WATER
- BOREHOLE AND RICE SCHEME
- BOREHOLE
- Trunk Road
- Major Road
- Unimproved Road
- Water Reserve
- District Boundary
- Region Boundary
- Adjoining District Boundary
- Volta Lake

**Prepared by**

**AKS CONSULTANTS**

Plot 17, Legon - Accra  
 Tel: +255-0302-500021 / 0411780  
 Fax: +255-0302-453213  
 Email: aks@aksconsultants.com  
 URL: www.aksconsultants.com

September, 2017

## NATURAL AND MAN-MADE DISASTERS

A disaster is a serious distraction occurring over a relatively short time of the functioning of a community or a society involving wide spread human, material, economic or environmental loss and impacts which normally exceeds the ability of the affected community or society to cope using its own resources.

The North Dayi District is prone to both natural and man-made disasters, ranging from Boat Transport incidents, Meteorological disasters, Disease and Epidemic Outbreaks, Domestic and Bush Fires, Pest and Infestation of Farms and Crops, Natural Resource destruction activities like deforestation, pollution of water bodies etc.

General disaster occurrences records of the North Dayi District during the period under review totaled 34 officially reported disasters comprising Lake and Road Transport, Rainstorm, Domestic and Bush Fires, Flooding of 93 acres of farm. 177 people were displaced by rainstorm while 8 death tolls were recorded by lake and road transport.

**Table 1.9: Showing various disasters and its occurrence in the district.**

| YEAR      | TYPE OF DISASTER           | NO. OF OCCURRENCE | LOCATION                                   | NO. OF VICTIMS | DEATH (S) RECORDED |
|-----------|----------------------------|-------------------|--|----------------|--------------------|
| 2015-2017 | Lake transport             | 3                 | Zanukope<br>Agbasiagbe<br>Wusuta/Awate     | 31             | 5                  |
| 2014      | Road transport;<br>vehicle | 1                 | Wusuta Kpebe                               | 32             | 1                  |
| 2014      | Armed robbery              | 2                 | Vakpo<br>Aveme                             | 3<br>1         | 1<br>0             |
| 2014-2017 | Domestic fire              | 9                 | Vakpo<br>Wusuta<br>Aveme                   | 33             | 0                  |
| 2017      | Bush fires                 | 3                 | Wusuta                                     | 8              | 0                  |
| 2015-2017 | Rainstorm                  | 15                | Awate, Aveme,<br>Vakpo, Anfoega,<br>Wusuta | 245            | 1                  |

|      |          |   |             |    |   |
|------|----------|---|-------------|----|---|
| 2017 | Flooding | 1 | Vakpo Konda | 41 | 0 |
|------|----------|---|-------------|----|---|

Source: NADMO, 2017

Excluding the above were other incidents or menaces such as Road Transport incidents relating to “Okada” Transport Service providers with 200 reported accident cases with varied degrees of casualties in only one health facility not to talk of other health facilities and unreported cases.

Other menaces were pest and insect infestation with regard to Black Flies across the entire district particularly in communities like Wusuta, Sabadu, Aveme, Tsorxor, Vakpo, Awate etc. located along the Volta Lake and River Dayi and tributaries/channels and also Armyworm invasion.

Managing the menace, currently is an on-going public education on protective clothing and use of repellents in collaboration with Ghana Health Service to produce some drugs for administration in the affected communities.

With regard to the Armyworm management, spraying of farms by the Ministry of Food and Agriculture and efforts to produce additional chemicals in readiness to combat the menace should it re-emerge. Road transport incidents drawn safety programmes are far advance to reverse the negative trend.

**Floods:** Flooding as a natural disaster is not very prevalent in the District. There was only one occurrence in 2017 displacing 41 victims as a result made up of 18 males and 23 females. The District is however ready to mitigate any human activity that might result in this hazard.

**Bushfires:** Bushfire is very rampant in the District due to its agrarian nature and the over dependence on wood fuel. Human and biological activities are the main factors contributing to the high rate of bush burning which destroys biodiversity and increase climate change and its negative impacts on the Environment, ecology and the eco-system. Three (3) incidence of bush burning was recorded in 2017 with eight affected victims (8) made up of three males and five females.

**Rain storms:** It is mostly experienced during rainy season with 15 incidence recorded between 2015 and 2017 displacing 245 victims made up of 100 males and 145 females.

**Boat Disaster:** Due to lake transport along the Volta Lake and Dayi River, boat incidence is relatively high. Between 2015 and 2017, three (3) incidence of lake transport was recorded with 31 victims made up of 11 males and 20 females.

**Epidemics:** There are no significant outbreak of contagious diseases apart from incidence of cholera and malaria cases within the District due to indiscriminate disposal of sewage in our environment.

**Air and Water Pollution:** Air and water pollution is not a major issue within the District. This is due to the fact that, activities such as sand winning and mining is relatively low in the District. But bush burning, smokes from exhaust fumes and combustion remains the major proponent causing pollution. Major water bodies are also being polluted due to indiscriminate and excessive use of agro. Chemicals along river banks.

**Climate change:** Issues of climate change remains a big concern within the District as activities both human and biological are significant factors which may contribute to hazards.

**Land degradation:** Land degradation is mainly caused by poor agricultural practices, de-afforestation, desertification, erosion among others within the District.

## NATURAL RESOURCE UTILIZATION

The natural resources available to the district can generally be grouped under forest reserves, arable land, water resources (*Lake Volta, River Dayi*) and mineral resources. The forest reserve is a local one which is utilized for research purposes, recreation and also serves as a tourist site.

The arable land (fertile lands) are basically used for farming activities and sustainable farming can be used for the extraction of the resource.

The water resources are mainly the rivers in the district and the lake volta. They are used for irrigation, fishing and as a tourist site. Again sustainable fishing activities are the technologies that can be used for their extraction.

The mineral resource is mainly white clay which is basically chewed by women in the district. The available technology for its extraction is the use of hoes. Mechanized sustainable extraction can be another technology for its extraction and in order to enhance its utilization, it can be used for paints, ceramics and tiles.

**Table 2.0: Illustrating the various natural minerals in the District.**

| Natural Resource | Type | How is the resource utilized? | Available technologies for extracting the existing resources | What technologies can be used for extracting the existing resource | What technologies are available for the Utilization of these resources | What technologies do you think can enhance the utilization of the resource |
|------------------|------|-------------------------------|--|--|--|--|
|                  |      |                               |  |  |  |  |

|                   |                       |                                |                                |                                    |                                      |                                      |
|-------------------|-----------------------|--------------------------------|--------------------------------|------------------------------------|--------------------------------------|--------------------------------------|
|                   |                       |                                |                                |                                    |                                      |                                      |
| Mineral Resources | White Clay            | Eaten                          | Hammer, Chisel, Hoe, Pick Axe. | Mechanized sustainable extraction. | Paint, Ceramic, Tiles                | Modernization                        |
| Arable Land       | Fertile Lands         | Farming Activities (Tillable)  | Cutlasses, Hoe,                | Sustainable farming.               | Mechanization                        | Mechanization                        |
| Forest Reserves   | Local Forest Reserves | Tourism, Recreation, Research. | -                              | Sustainable harvest of trees.      | Game & Wild life/Forestry department | Game & Wild life/Forestry department |
| Water Resources   | Lake Volta River      | Fishing, Irrigation, Tourism.  | Fishing nets, Hook & Line,     | Sustainable fishing activities.    | Modern fishing equipment             | Modern fishing equipment             |

*Source: KNUST/LGS needs assessment, 2017*

### **Support for Effective Use of Natural Resource**

The measures put in place to ensure the effective utilization and sustainability of the fertile lands include the education of farmers by agricultural extension officers and through the local and assembly bye-laws. For the forest reserves and the water resources, again the local and assembly bye laws protect them from illegal activities.

### **Challenges for the Use of Natural Resource**

The listed challenges as faced by the district with respect to their natural resources include; the unapproved usage of agro-chemicals for farming, the activities of illegal chain saw operators in the reserves, the use of unapproved fishing methods and the difficulty in finding other uses for the white clay.

## **POPULATION (Demographic characteristic)**

### **Population size and distribution**

According to the 2010 Population and Housing Census, the projected total population of the District for 2017 is 47, 335 with males constituting 49.06 percent whilst females form the remaining 50.94 percent. The population of the District constitutes 1.9 percent of the regional population. The District is peri-urban in nature.

### Age-sex structure

Age and sex are the most basic characteristics of a population. Age-Sex Structure indicates the number of males and females grouped in 5 years age cohort. Table 2.1 reveals that male population is slightly higher than that of the female population from age 0-4 years through to 15-19 years and then reverses in favour of females from age 20-24 years onwards. The proportion of population aged 0-14 years constitute 36.4 percent while population aged 15-64 years is 53.4 percent and that of those aged 65 years and older is 10.2 percent.

The relatively high youthful population (15-39 years) of 32.7 percent of the District has an in-built momentum for rapid population growth. This has profound implications for development and quality of life for the people of the District.

There is relatively high dependency ratio of 87.2 in the District compared to the regional figure of 81.3.

**Table 2.1: Population by age, sex and type of locality**

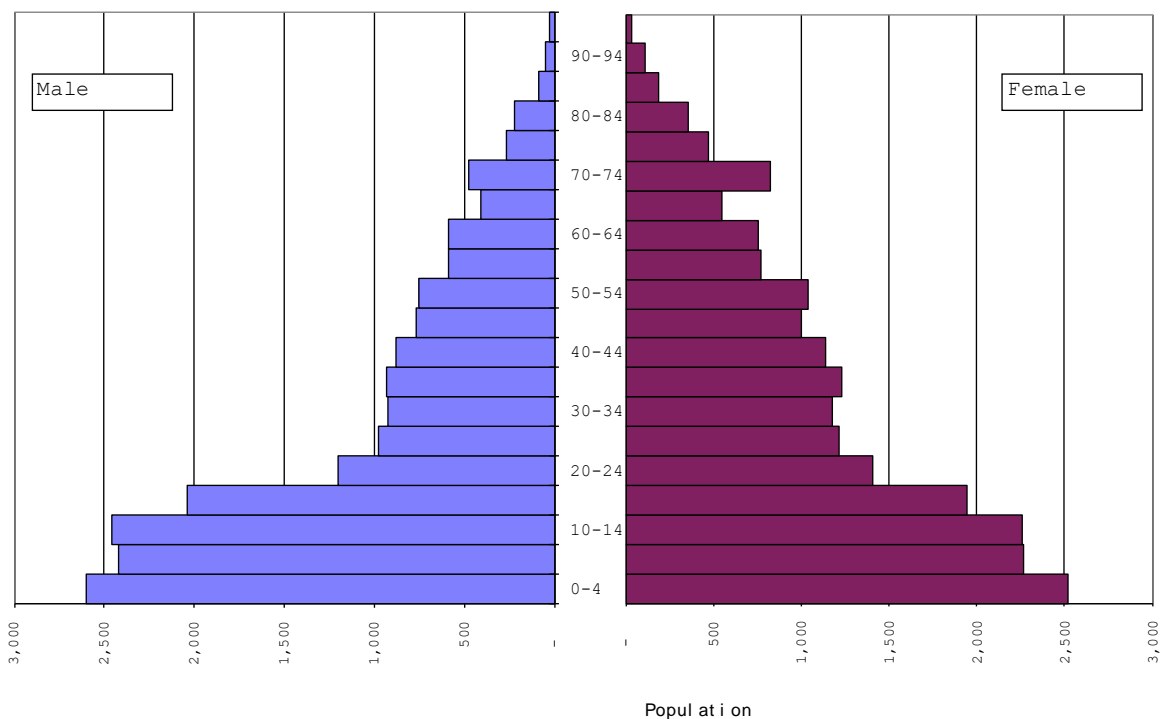
| Age Group | Sex        |        |        | Sex ratio | Type of locality |        |
|-----------|------------|--------|--------|-----------|------------------|--------|
|           | Both Sexes | Male   | Female |           | Urban            | Rural  |
| All Ages  | 39,913     | 18,649 | 21,264 | 87.7      | -                | 39,913 |
| 0 – 4     | 5,122      | 2,599  | 2,523  | 103.0     | -                | 5,122  |
| 5 – 9     | 4,691      | 2,420  | 2,271  | 106.6     | -                | 4,691  |
| 10 - 14   | 4,716      | 2,457  | 2,259  | 108.8     | -                | 4,716  |
| 15 - 19   | 3,983      | 2,039  | 1,944  | 104.9     | -                | 3,983  |
| 20 - 24   | 2,610      | 1,203  | 1,407  | 85.5      | -                | 2,610  |
| 25 - 29   | 2,197      | 980    | 1,217  | 80.5      | -                | 2,197  |
| 30 - 34   | 2,100      | 924    | 1,176  | 78.6      | -                | 2,100  |
| 35 - 39   | 2,166      | 934    | 1,232  | 75.8      | -                | 2,166  |
| 40 - 44   | 2,017      | 880    | 1,137  | 77.4      | -                | 2,017  |
| 45 - 49   | 1,766      | 764    | 1,002  | 76.2      | -                | 1,766  |
| 50 - 54   | 1,793      | 753    | 1,040  | 72.4      | -                | 1,793  |

|                             |             |             |             |       |   |             |
|-----------------------------|-------------|-------------|-------------|-------|---|-------------|
|                             |             |             |             |       | - |             |
| 55 - 59                     | 1,355       | 584         | 771         | 75.7  | - | 1,355       |
| 60 - 64                     | 1,339       | 584         | 755         | 77.4  | - | 1,339       |
| 65 - 69                     | 957         | 409         | 548         | 74.6  | - | 957         |
| 70 - 74                     | 1,303       | 477         | 826         | 57.7  | - | 1,303       |
| 75 - 79                     | 737         | 262         | 475         | 55.2  | - | 737         |
| 80 - 84                     | 572         | 219         | 353         | 62.0  | - | 572         |
| 85 - 89                     | 274         | 85          | 189         | 45.0  | - | 274         |
| 90 - 94                     | 154         | 46          | 108         | 42.6  | - | 154         |
| 95 - 99                     | 61          | 30          | 31          | 96.8  | - | 61          |
| All Ages                    | 39,913      | 18,649      | 21,264      | 87.7  | - | 39,913      |
| 0-14                        | 14,529      | 7,476       | 7,053       | 106.0 | - | 14,529      |
| 15-64                       | 21,326      | 9,645       | 11,681      | 82.6  | - | 21,326      |
| 65+                         | 4,058       | 1,528       | 2,530       | 60.4  | - | 4,058       |
| <b>Age-dependency ratio</b> | <b>87.2</b> | <b>93.4</b> | <b>82.0</b> |       |   | <b>87.2</b> |

Source: Ghana Statistical Service, 2010 Population and Housing Census

The age structure of the population in the District consists of a broad base made up of a large number of children and a small number of elderly persons at the top. With increasing age, the age-sex structure looks slightly thinner for the males than for females, indicating that the proportion of males reduces than that of females as the age increases. As depicted in Figure 2.1, there is high proportion of the population aged 0-4 years (12.8%) and 5-9 years (11.8%) which indicates that the population in the District has a potential to grow for a considerable number of years. Also the broad base nature of the population clearly indicates that, there is a heavy concentration of the population in the younger ages (below 15 years). This structure of population poses a challenge of high dependency ratio which usually leads to low savings and poor living standards.

#### **Figure: 1.4: Showing population pyramid of the District**



Source: Ghana Statistical Service, 2010 Population and Housing Census

## Fertility

Fertility for the purposes of this report means the total number of live births that females 15 years and older ever had during their lifetime. Measurement of fertility are important in determining the size and structure of the population and therefore critical for the management of the population for social and economic development. The commonly used measures of fertility are the Total Fertility Rate (which means the number of children a woman would have by the end of her childbearing years if she were to experience the currently observed age-specific fertility rates) and its component, Age-specific Fertility Rate (which also means the number of children a woman within a specific age group would have for the main purpose of knowing differences in fertility behaviour in each age group). The Crude Birth Rate indicates the number of live births per 1,000 population in a given year.

The Table indicates a total fertility rate of 3.3 children per woman aged 15-49 which is slightly lower than the Regional average of (3.4 children per woman). This implies that a woman living in the District would have an average of 3.3 children by the end of her reproductive period if the age-specific fertility rates were observed. Crude birth rate for the District stands at 21.7 children per 1000 population, which is also lower than the regional figure (24.6 children per 1000 population).

Comparatively, the North Dayi District has a lower fertility rate of 3.3 and crude death rate of 21.7 than Krachi Nchumuru which has a fertility rate of 3.8 and crude death rate of 25.1. The table further reveals that, the District has a higher fertility rate and crude death rate when compared to District like Ho Municipal and North Tongu.

**Table 2.2: Reported total fertility rate, general fertility rate and crude birth rate by District**

| District         | Population | Number of women 15-49 years | Number of births in last 12 months | Total Fertility Rate | *General Fertility Rate | **Crude Birth Rate |
|------------------|------------|-----------------------------|------------------------------------|----------------------|-------------------------|--------------------|
| All Districts    | 2,118,252  | 517,313                     | 51,292                             | 3.38                 | 99.2                    | 24.2               |
| South Tongu      | 87,950     | 21,325                      | 2,209                              | 3.6                  | 103.6                   | 25.1               |
| Keta Municipal   | 147,618    | 36,102                      | 3,204                              | 3.1                  | 88.7                    | 21.7               |
| Ketu South       | 160,756    | 41,944                      | 3,887                              | 3.1                  | 92.7                    | 24.2               |
| Ketu North       | 99,913     | 24,604                      | 2,439                              | 3.4                  | 99.1                    | 24.4               |
| Akatsi           | 95,426     | 24,128                      | 2,492                              | 3.6                  | 103.3                   | 26.1               |
| Central Tongu    | 59,411     | 14,512                      | 1,377                              | 3.3                  | 94.9                    | 23.2               |
| Agotime Ziope    | 34,456     | 8,788                       | 726                                | 2.9                  | 82.6                    | 21.1               |
| Ho Municipal     | 177,281    | 49,729                      | 3,702                              | 2.6                  | 74.4                    | 20.9               |
| South Dayi       | 46,661     | 11,048                      | 1,052                              | 3.3                  | 95.2                    | 22.5               |
| Kpando Municipal | 53,736     | 13,506                      | 1,177                              | 3.0                  | 87.1                    | 21.9               |
| Hohoe Municipal  | 167,016    | 42,220                      | 4,052                              | 3.3                  | 96.0                    | 24.3               |
| Biakoye          | 65,901     | 15,067                      | 1,484                              | 3.4                  | 98.5                    | 22.5               |
| Jasikan          | 59,181     | 13,924                      | 1,455                              | 3.5                  | 104.5                   | 24.6               |
| Kadjebi          | 59,303     | 13,652                      | 1,430                              | 3.6                  | 104.7                   | 24.1               |
| Krachi East      | 116,804    | 26,146                      | 3,319                              | 4.3                  | 126.9                   | 28.4               |
| Krachi West      | 49,417     | 11,225                      | 1,245                              | 3.7                  | 110.9                   | 25.2               |
| Nkwanta South    | 117,878    | 27,226                      | 3,304                              | 4.0                  | 121.4                   | 28.0               |
| Nkwanta North    | 64,553     | 14,758                      | 2,043                              | 4.6                  | 138.4                   | 31.6               |
| North Tongu      | 89,777     | 22,874                      | 1,931                              | 2.9                  | 84.4                    | 21.5               |
| Akatsi North     | 33,035     | 7,797                       | 723                                | 3.3                  | 92.7                    | 21.9               |
| Adaklu           | 29,948     | 7,406                       | 687                                | 3.2                  | 92.8                    | 22.9               |
| Ho West          | 94,600     | 21,926                      | 2,294                              | 3.6                  | 104.6                   | 24.2               |
| Afadzato South   | 95,030     | 21,842                      | 2,373                              | 3.9                  | 108.6                   | 25.0               |
| North Dayi       | 39,913     | 9,115                       | 865                                | 3.3                  | 94.9                    | 21.7               |
| Krachi Nchumuru  | 72,688     | 16,449                      | 1,822                              | 3.8                  | 110.8                   | 25.1               |

Source: Computed from the 2010 Population and Housing Census

Note: \* Number of live births per 1,000 women aged 15-49 years

\*\* Number of live births per 1,000 population

Table 2.0 presents information on the number of children ever born to female population 12 years and older and children surviving. From Table 2.5, the District has 15,502 females with children ever born being 50,090 indicating that there are three children to every female (12 years and older). The number of children ever born increases progressively from 11 children (for women aged 12-14 years) to 5,227 children (for women aged 50-54 years) and starts to decline for women aged 55 years and older. Also children ever born to women aged 60 years and above

is 39.2 percent which is the highest whereas children ever born to women aged 12-14 years constitute 0.0 percent which is the least.

Moreover, women aged between 25-29 years have 93.5 percent of their children surviving while those aged 60 years and above have the least percentage of 78.6 of their children surviving. Women aged 25-9 years have 52.4 percent (the highest) of their surviving children to be males whilst women aged 60 years and above have 48.3 percent (the highest) of their surviving children to be males being the least. Alternatively, women aged 60 years and above have 51.7 percent of their surviving children been females whilst those aged 25-29 years have 47.6 percent of their surviving children been females.

## **MIGRATION (IMMIGRATION AND EMIGRATION)**

Migration (immigration and emigration) is not very prominent in the District. This could be attributed to the fact that about 60% of the total populations are farmers and fishermen who have access to fertile lands for farming and the Volta Lake for fishing serve as source of income.

## **GENDER EQUALITY**

**Women Empowerment:** Current statistics indicates that women in Ghana form above 57% of the total population and their roles have mainly been defined and shaped along biological and cultural lines. It is generally observed that women continue to face considerable constraints that prevent them from taking full advantage of opportunities that are available to them. Women generally have limited access to and control over Land credit skill and training education and decision making structure at both community and national level. Recognizing that Ghana is a signatory to the major international conventions that affect women and children, the District is committed to advancing their right and improving their status and ensuring that gender issue are treated among the cross cutting issues.

For this purpose, the pursuit of equitable participation in power and decision making for women as well as men will be recognized as critical to achieve development. Women and vulnerable participation in local governance has been encouraging.

The major limitation however is that most qualified women are unwilling to take up political positions and there will be the need to develop strategies to conscientize and promote their active involvement in public decision making.

There are about thirteen (13) women groups engaged in various fields of human endeavour in the North Dayi District. These groups have been receiving support from the Ministry of Gender and Social Protection and various other funding sources including MASLOC. The groups are

involved in baking, fish smoking and processing, palm oil and gari processing, vegetable production and trading among others.

The aim is to empower women in the District to be economically self-supporting through engagement in income generating activities which would encourage them to be more readily responsive and confidently participate in the social, economic and political playing field in the District. This is expected to lead to the social and economic well-being of women and for the total development of the district.

## SETTLEMENT SYSTEMS

### Rural/Urban Split

The rural/urban classification of localities is population based. This means that a settlement with a population size of 5000 or more is classified as urban and settlement with less than 5000 people is considered rural. Based on this classification, North Dayi District can be considered as a rural district.

There are about sixty (60) communities which make up the district. The urban-rural population distribution is highly skewed to the rural areas as shown in the table below.

**Table 2.3: Showing Rural/Urban Split**

| SETTLEMENT SIZE | SETTLEMENT            |                |
|-----------------|-----------------------|----------------|
|                 | NUMBER OF COMMUNITIES | PERCENTAGE (%) |
| Under 500       | 48                    | 80             |
| 501-4999        | 12                    | 20             |

*Source:* Ghana Statistical Service, Population & Housing Census, 2010

From table 2.3 above, all the over 60 communities in the District can be considered as rural since they have population of less than 5000 people. There are twelve (12) settlements with population between 501 and 4999 constituting 12 percent of the total number of communities in the District. This shows that there are few communities with high population concentration and this have implications for project design and resource allocation. Most of the settlements that fall in this category are located along the major trunk road creating a linear development pattern. Moreover, settlements with population of less than 500 represent 80% of the total number of communities in the district. This shows that majority of the communities are sparsely populated and therefore may create problems in resource allocation especially since most service can only be provided when such communities population meet the service threshold. The implication here is that in many cases where the community may not be able to meet the service threshold, the provision of some facilities necessitated by some compelling exigencies, may result into under-utilization or complete denial.

## **Spatial Analysis (Hierarchy of Settlements)**

The distribution of settlements in the district is dictated by some physical and economic factors including accessibility to socio-economic infrastructure and natural resource endowment. The hierarchy of services and infrastructure are interrelated to the growth and size of settlements. The bigger settlements tend to develop along the trunk road that traverses the district.

Naturally the size of a settlement tends to determine the level of services and infrastructure available. This is equally characteristic of the district with some exception. A careful analysis of the scalogram (functional matrix) of the district suggests that some settlements with population lower than others perform higher functions. Using data available to define the functional matrix of the district make Anfoega and Vakpo the only settlements in the district performing the highest level of functions. There is high concentration of social and economic infrastructure such as hospital, post offices, police station and higher education service facilities available in the first level function in the hierarchy of settlements.

Apart from Anfoega and Vakpo, three other settlements are classified under the second level function. The next functional level includes settlements such as Aveme Beme, Awate Todzi, and Wusuta. These settlements tend to be located closer to the second functional level settlements. The majority of the people in this third level of settlement are mainly peasant farmers with low level of commercial activities.

The other functional level classified as the fourth level performs the least function with lower concentration of socio-economic infrastructure. Most of the people at this level are also peasant farmers and situated far away from important social services. The further away a community is to social and economic facility the greater the poverty level.

From the analysis therefore, it is evident that apart from settlements along the trunk road, almost all other settlements have low accessibility to higher level of services. The most affected settlement fall within the third and fourth functional level.

Table 2.4 shows the scalogram of the District.

**Table 2.4: Showing scalogram of North Dayi District**

|    | COMMUNITES          | POPULATION(2017 EST) | HOSPITAL | HEALTH CENTRE | CLINIC | CHPS COMPOUND | SECONDARY SCHOOL | IHS | PRIMARY | PRE-SCHOOL | PRIVATE SCHOOL | MARKET | KVIP | VIP | POLICE STATION | FIRE STATION | FILLING STATION | LORRY STATION | POST OFFICE | RESTAURANT | GUEST HOUSE | LIBRARY | BANK | TOTAL NUMBER OF FUNCTIONS | PERCENT CENTRALITY SCORE | HIRARCHY LEVEL   |
|----|---------------------|----------------------|----------|---------------|--------|---------------|------------------|-----|---------|------------|----------------|--------|------|-----|----------------|--------------|-----------------|---------------|-------------|------------|-------------|---------|------|---------------------------|--------------------------|------------------|
| 1  | Vakpo               | 3,621                | 0        | 1             | 0      | 0             | 1                | 1   | 1       | 1          | 0              | 1      | 1    | 0   | 1              | 0            | 1               | 1             | 1           | 0          | 0           | 0       | 1    | 12                        | 7.14                     | 1 <sup>st</sup>  |
| 2  | Tsrukpe Dukuma      | 3,298                | 0        | 1             | 0      | 0             | 0                | 1   | 1       | 1          | 0              | 0      | 0    | 0   | 0              | 0            | 0               | 0             | 0           | 0          | 0           | 0       | 0    | 4                         | 2.38                     | 2 <sup>nd</sup>  |
| 3  | Wusuta Dayi         | 3,007                | 0        | 1             | 0      | 0             | 0                | 1   | 1       | 1          | 0              | 0      | 0    | 0   | 0              | 0            | 0               | 0             | 0           | 0          | 0           | 0       | 0    | 4                         | 2.38                     | 3 <sup>rd</sup>  |
| 4  | Anfoega Akukorme    | 2,031                | 0        | 0             | 0      | 1             | 0                | 1   | 1       | 1          | 0              | 1      | 1    | 0   | 1              | 1            | 1               | 0             | 1           | 1          | 2           | 0       | 0    | 13                        | 7.74                     | 4 <sup>th</sup>  |
| 5  | Aveme Beme          | 1,410                | 0        | 0             | 0      | 1             | 0                | 1   | 1       | 1          | 1              | 0      | 0    | 0   | 0              | 0            | 0               | 0             | 0           | 0          | 1           | 0       | 0    | 6                         | 3.57                     | 5 <sup>th</sup>  |
| 6  | Tsrukpe Tsranum     | 1,348                | 0        | 0             | 0      | 1             | 0                | 1   | 1       | 1          | 0              | 0      | 0    | 0   | 0              | 0            | 0               | 0             | 0           | 0          | 0           | 1       | 0    | 5                         | 2.98                     | 6 <sup>th</sup>  |
| 7  | Anfoega Dzana       | 1,309                | 0        | 0             | 0      | 0             | 1                | 1   | 1       | 1          | 0              | 0      | 0    | 0   | 0              | 0            | 0               | 0             | 0           | 0          | 0           | 0       | 0    | 4                         | 2.38                     | 7 <sup>th</sup>  |
| 8  | Wusuta Resettlement | 1,240                | 0        | 0             | 0      | 1             | 0                | 1   | 1       | 1          | 1              | 0      | 0    | 0   | 0              | 0            | 0               | 0             | 0           | 0          | 0           | 0       | 0    | 5                         | 2.98                     | 8 <sup>th</sup>  |
| 9  | Aveme Danyigba      | 1,199                | 0        | 1             | 0      | 1             | 0                | 1   | 1       | 1          | 0              | 0      | 0    | 0   | 0              | 0            | 0               | 0             | 0           | 0          | 0           | 0       | 0    | 5                         | 2.98                     | 9 <sup>th</sup>  |
| 10 | Wadamaxe            | 1,154                | 0        | 0             | 0      | 1             | 0                | 1   | 1       | 1          | 0              | 0      | 0    | 0   | 0              | 0            | 0               | 0             | 0           | 0          | 0           | 0       | 0    | 4                         | 2.38                     | 10 <sup>th</sup> |

|    |                    |       |   |   |   |   |   |   |   |   |   |   |   |   |   |   |   |   |   |   |   |   |   |   |      |                  |                  |
|----|--------------------|-------|---|---|---|---|---|---|---|---|---|---|---|---|---|---|---|---|---|---|---|---|---|---|------|------------------|------------------|
| 10 | Anfoega Gblenkor   | 1,154 | 1 | 0 | 0 | 1 | 0 | 1 | 1 | 1 | 0 | 0 | 0 | 0 | 0 | 0 | 0 | 0 | 0 | 0 | 0 | 0 | 0 | 0 | 5    | 2.98             | 10 <sup>th</sup> |
| 11 | Dunyo Resettlement | 1,034 | 0 | 0 | 0 | 1 | 0 | 1 | 1 | 1 | 2 | 0 | 0 | 0 | 0 | 0 | 0 | 0 | 0 | 0 | 3 | 0 | 0 | 9 | 5.36 | 11 <sup>th</sup> |                  |
| 12 | Tsyome             | 999   | 0 | 1 | 0 | 1 | 0 | 1 | 1 | 1 | 0 | 0 | 0 | 0 | 0 | 0 | 0 | 0 | 0 | 0 | 0 | 0 | 0 | 5 | 2.98 | 12 <sup>th</sup> |                  |
| 13 | Vakpo Aneta        | 946   | 0 | 0 | 0 | 0 | 0 | 1 | 1 | 1 | 0 | 0 | 0 | 0 | 0 | 0 | 0 | 0 | 0 | 0 | 1 | 0 | 0 | 4 | 2.38 | 13 <sup>th</sup> |                  |
| 14 | Anfoega Bume       | 926   | 0 | 0 | 0 | 1 | 0 | 1 | 1 | 1 | 0 | 0 | 0 | 0 | 0 | 0 | 0 | 0 | 0 | 0 | 0 | 0 | 0 | 4 | 2.38 | 14 <sup>th</sup> |                  |
| 15 | Vakpo Jordanunu    | 893   | 0 | 1 | 0 | 0 | 0 | 1 | 1 | 1 | 0 | 0 | 0 | 0 | 0 | 0 | 0 | 0 | 0 | 0 | 0 | 0 | 0 | 4 | 2.38 | 15 <sup>th</sup> |                  |
| 16 | Awate Agame        | 841   | 0 | 1 | 0 | 1 | 0 | 1 | 1 | 1 | 0 | 0 | 0 | 0 | 0 | 0 | 0 | 0 | 0 | 0 | 0 | 0 | 0 | 5 | 2.98 | 16 <sup>th</sup> |                  |
| 17 | Anfoega Akukorme   | 752   | 0 | 0 | 0 | 1 | 0 | 2 | 1 | 1 | 1 | 0 | 0 | 0 | 0 | 0 | 0 | 0 | 0 | 0 | 0 | 0 | 0 | 6 | 3.57 | 17 <sup>th</sup> |                  |
| 18 | Agatanyigbe        | 686   | 0 | 0 | 0 | 0 | 0 | 1 | 1 | 1 | 0 | 0 | 0 | 0 | 0 | 0 | 0 | 0 | 0 | 0 | 0 | 0 | 0 | 3 | 1.79 | 18 <sup>th</sup> |                  |
| 19 | Vakpo Todzi        | 664   | 0 | 0 | 0 | 1 | 0 | 0 | 1 | 1 | 0 | 0 | 0 | 0 | 0 | 0 | 0 | 0 | 0 | 0 | 0 | 0 | 0 | 3 | 1.79 | 19 <sup>th</sup> |                  |
| 20 | Dra New Town       | 549   | 0 | 0 | 0 | 0 | 0 | 0 | 1 | 1 | 0 | 0 | 0 | 0 | 0 | 0 | 0 | 0 | 0 | 0 | 0 | 0 | 0 | 2 | 1.19 | 20 <sup>th</sup> |                  |
| 21 | Kpebe              | 541   | 0 | 0 | 0 | 1 | 0 | 0 | 1 | 1 | 0 | 0 | 0 | 0 | 0 | 0 | 0 | 0 | 0 | 0 | 0 | 0 | 0 | 3 | 1.79 | 21 <sup>st</sup> |                  |
| 22 | Awate Dehome       | 505   | 0 | 0 | 0 | 0 | 0 | 0 | 0 | 0 | 0 | 0 | 0 | 0 | 0 | 0 | 0 | 0 | 0 | 0 | 0 | 0 | 0 | 0 | 0.00 | 22 <sup>nd</sup> |                  |
| 23 | Vakpo New Adomi    | 503   | 0 | 0 | 0 | 0 | 0 | 1 | 1 | 1 | 0 | 0 | 0 | 0 | 0 | 0 | 0 | 0 | 0 | 0 | 1 | 0 | 0 | 4 | 2.38 | 23 <sup>rd</sup> |                  |
| 24 | Aveme              | 491   | 0 | 0 | 0 | 1 | 0 | 1 | 1 | 1 | 0 | 0 | 0 | 0 | 0 | 0 | 0 | 0 | 0 | 0 | 0 | 0 | 0 | 4 | 2.38 | 24 <sup>th</sup> |                  |

|    |                      |     |   |   |   |   |   |   |   |   |   |   |   |   |   |   |   |   |   |   |   |   |   |   |   |      |      |
|----|----------------------|-----|---|---|---|---|---|---|---|---|---|---|---|---|---|---|---|---|---|---|---|---|---|---|---|------|------|
|    | Gborxome             |     |   |   |   |   |   |   |   |   |   |   |   |   |   |   |   |   |   |   |   |   |   |   |   | h    |      |
| 25 | Tsorxor Resettlement | 414 | 0 | 0 | 0 | 0 | 0 | 0 | 1 | 1 | 0 | 0 | 0 | 0 | 0 | 0 | 0 | 0 | 0 | 0 | 0 | 0 | 0 | 0 | 2 | 1.19 | 25th |
| 26 | Botoku Dani Siam     | 409 | 0 |   | 0 | 1 | 0 | 0 | 0 | 0 | 0 | 0 | 0 | 0 | 0 | 0 | 0 | 0 | 0 | 0 | 0 | 0 | 0 | 0 | 1 | 0.60 | 26th |
| 27 | Awate Todzi          | 398 | 0 | 0 | 0 | 1 | 0 | 1 | 1 | 1 | 0 | 0 | 0 | 0 | 0 | 0 | 0 | 0 | 0 | 0 | 0 | 0 | 0 | 0 | 4 | 2.38 | 27th |
| 28 | Wusuta Anyafo        | 353 | 0 | 0 | 0 | 0 | 0 | 1 | 1 | 1 | 1 | 0 | 0 | 0 | 0 | 0 | 0 | 0 | 0 | 0 | 0 | 0 | 0 | 0 | 4 | 2.38 | 28th |
| 29 | Vakpo Old Adomi      | 317 | 0 | 0 | 0 | 1 | 0 | 0 | 1 | 1 | 0 | 0 | 0 | 0 | 0 | 0 | 0 | 0 | 0 | 0 | 0 | 0 | 0 | 0 | 3 | 1.79 | 29th |
| 30 | Aveme Deme           | 305 | 0 | 0 | 0 | 0 | 0 | 0 | 1 | 1 | 0 | 0 | 0 | 0 | 0 | 0 | 0 | 0 | 0 | 0 | 0 | 0 | 0 | 0 | 2 | 1.19 | 30th |
| 31 | Aveti                | 293 | 0 | 0 | 0 | 0 | 0 | 0 | 1 | 1 | 0 | 0 | 0 | 0 | 0 | 0 | 0 | 0 | 0 | 0 | 0 | 0 | 0 | 0 | 2 | 1.19 | 31st |
| 32 | Amanfrom             | 283 | 0 | 0 | 0 | 0 | 0 | 1 | 1 | 1 | 0 | 0 | 0 | 0 | 0 | 0 | 0 | 0 | 0 | 0 | 0 | 0 | 0 | 0 | 3 | 1.79 | 32nd |
| 33 | Tsrukpe Zanu Kofe    | 273 | 0 | 0 | 0 | 0 | 0 | 0 | 1 | 1 | 0 | 0 | 0 | 0 | 0 | 0 | 0 | 0 | 0 | 0 | 0 | 0 | 0 | 0 | 2 | 1.19 | 33rd |
| 34 | Awate Dodome         | 267 | 0 | 0 | 0 | 0 | 0 | 0 | 1 | 1 | 0 | 0 | 0 | 0 | 0 | 0 | 0 | 0 | 0 | 0 | 0 | 0 | 0 | 0 | 2 | 1.19 | 34th |
| 35 | Awate Tornyigbe      | 263 | 0 | 0 | 0 | 0 | 0 | 0 | 1 | 1 | 0 | 0 | 0 | 0 | 0 | 0 | 0 | 0 | 0 | 0 | 0 | 0 | 0 | 0 | 2 | 1.19 | 35th |
| 36 | Awrokosi             | 256 | 0 | 0 | 0 | 0 | 0 | 0 | 0 | 0 | 0 | 0 | 0 | 0 | 0 | 0 | 0 | 0 | 0 | 0 | 0 | 0 | 0 | 0 | 0 | 0.00 | 36th |

|    |                            |     |   |   |   |   |   |   |   |   |   |   |   |   |   |   |   |   |   |   |   |   |   |   |      |                  |                  |
|----|----------------------------|-----|---|---|---|---|---|---|---|---|---|---|---|---|---|---|---|---|---|---|---|---|---|---|------|------------------|------------------|
| 37 | Vakpo-Fu                   | 246 | 0 | 0 | 0 | 1 | 0 | 1 | 1 | 1 | 0 | 0 | 0 | 0 | 0 | 0 | 0 | 0 | 0 | 0 | 0 | 0 | 0 | 0 | 4    | 2.38             | 37 <sup>th</sup> |
| 38 | Botoku Brada Tormu         | 238 | 0 | 0 | 0 | 0 | 0 | 0 | 1 | 1 | 0 | 0 | 0 | 0 | 0 | 0 | 0 | 0 | 0 | 0 | 0 | 0 | 0 | 0 | 2    | 1.19             | 38 <sup>th</sup> |
| 39 | Botoku-Old Tove (Gborxome) | 231 | 0 | 0 | 0 | 0 | 0 | 1 | 1 | 1 | 0 | 0 | 0 | 0 | 0 | 0 | 0 | 0 | 0 | 0 | 0 | 0 | 0 | 0 | 3    | 1.79             | 39 <sup>th</sup> |
| 40 | Botoku Resettlement        | 225 | 0 | 0 | 0 | 0 | 0 | 0 | 0 | 0 | 0 | 0 | 0 | 0 | 0 | 0 | 0 | 0 | 0 | 0 | 0 | 0 | 0 | 0 | 0    | 0.00             | 40 <sup>th</sup> |
| 41 | Agata                      | 221 | 0 | 0 | 0 | 0 | 0 | 0 | 0 | 0 | 0 | 0 | 0 | 0 | 0 | 0 | 0 | 0 | 0 | 0 | 0 | 0 | 0 | 0 | 0    | 0.00             | 41 <sup>st</sup> |
| 42 | Tsorxor Beme               | 206 | 0 | 0 | 0 | 0 | 0 | 1 | 1 | 1 | 0 | 0 | 0 | 0 | 0 | 0 | 0 | 0 | 0 | 0 | 0 | 0 | 0 | 0 | 3    | 1.79             | 42 <sup>nd</sup> |
| 42 | Tsorxor Beme               | 206 | 0 | 0 | 0 | 1 | 0 | 0 | 0 | 0 | 0 | 0 | 0 | 0 | 0 | 0 | 0 | 0 | 0 | 0 | 0 | 0 | 0 | 0 | 1    | 0.60             | 42 <sup>nd</sup> |
| 43 | Awate Dzifadzi             | 204 | 0 | 0 | 0 | 0 | 0 | 0 | 0 | 0 | 0 | 0 | 0 | 0 | 0 | 0 | 0 | 0 | 0 | 0 | 0 | 0 | 0 | 0 | 0    | 0.00             | 43 <sup>rd</sup> |
| 44 | Toveme                     | 198 | 0 | 0 | 0 | 0 | 0 | 0 | 0 | 0 | 0 | 0 | 0 | 0 | 0 | 0 | 0 | 0 | 0 | 0 | 0 | 0 | 0 | 0 | 0    | 0.00             | 44 <sup>th</sup> |
| 45 | Botoku Dzani Kpodzi        | 186 | 0 | 0 | 0 | 0 | 0 | 0 | 0 | 0 | 0 | 0 | 0 | 0 | 0 | 0 | 0 | 0 | 0 | 0 | 0 | 0 | 0 | 0 | 0    | 0.00             | 45 <sup>th</sup> |
| 46 | Aveme Agbesia              | 152 | 0 | 0 | 0 | 0 | 0 | 0 | 0 | 0 | 0 | 0 | 0 | 0 | 0 | 0 | 0 | 0 | 0 | 0 | 0 | 0 | 0 | 0 | 0    | 0.00             | 46 <sup>th</sup> |
| 47 | Wusuta Agave               | 147 | 0 | 0 | 0 | 1 | 0 | 0 | 0 | 0 | 0 | 0 | 0 | 0 | 0 | 0 | 0 | 0 | 0 | 1 | 0 | 0 | 0 | 2 | 1.19 | 47 <sup>th</sup> |                  |
| 48 | Sakatri                    | 140 | 0 | 0 | 0 | 0 | 0 | 0 | 0 | 0 | 0 | 0 | 0 | 0 | 0 | 0 | 0 | 0 | 0 | 0 | 0 | 0 | 0 | 0 | 0    | 0.00             | 48 <sup>th</sup> |
| 49 | Torko                      | 136 | 0 | 0 | 0 | 1 | 0 | 0 | 0 | 0 | 0 | 0 | 0 | 0 | 0 | 0 | 0 | 0 | 0 | 0 | 0 | 0 | 0 | 1 | 0.60 | 49 <sup>th</sup> |                  |
| 50 | Botoku Dzani               | 130 | 0 | 0 | 0 | 0 | 0 | 0 | 0 | 0 | 0 | 0 | 0 | 0 | 0 | 0 | 0 | 0 | 0 | 0 | 0 | 0 | 0 | 0 | 0    | 0.00             | 50 <sup>th</sup> |

|    |                           |     |   |   |   |   |   |   |   |   |   |   |   |   |   |   |   |   |   |   |   |   |   |   |   |   |      |                  |
|----|---------------------------|-----|---|---|---|---|---|---|---|---|---|---|---|---|---|---|---|---|---|---|---|---|---|---|---|---|------|------------------|
|    | Akukorme                  |     |   |   |   |   |   |   |   |   |   |   |   |   |   |   |   |   |   |   |   |   |   |   |   |   |      |                  |
| 51 | Ando Kofe                 | 115 | 0 | 0 | 0 | 0 | 0 | 0 | 0 | 0 | 0 | 0 | 0 | 0 | 0 | 0 | 0 | 0 | 0 | 0 | 0 | 0 | 0 | 0 | 0 | 0 | 0.00 | 51 <sup>st</sup> |
| 51 | Vakpo-Kponda              | 115 | 0 | 0 | 0 | 0 | 0 | 0 | 0 | 0 | 0 | 0 | 0 | 0 | 0 | 0 | 0 | 0 | 0 | 0 | 0 | 0 | 0 | 0 | 0 | 0 | 0.00 | 51 <sup>st</sup> |
| 52 | Tsrukpe<br>Tsrarum        | 111 | 0 | 0 | 0 | 0 | 0 | 0 | 0 | 0 | 0 | 0 | 0 | 0 | 0 | 0 | 0 | 0 | 0 | 0 | 0 | 0 | 0 | 0 | 0 | 0 | 0.00 | 52 <sup>nd</sup> |
| 53 | Hoeme<br>Gborxome         | 106 | 0 | 0 | 0 | 0 | 0 | 0 | 0 | 0 | 0 | 0 | 0 | 0 | 0 | 0 | 0 | 0 | 0 | 0 | 0 | 0 | 0 | 0 | 0 | 0 | 0.00 | 53 <sup>rd</sup> |
| 54 | Sabadu Torganu            | 105 | 0 | 0 | 0 | 0 | 0 | 0 | 0 | 0 | 0 | 0 | 0 | 0 | 0 | 0 | 0 | 0 | 0 | 0 | 0 | 0 | 0 | 0 | 0 | 0 | 0.00 | 54 <sup>th</sup> |
| 55 | Xa Kofe                   | 101 | 0 | 0 | 0 | 0 | 0 | 0 | 0 | 0 | 0 | 0 | 0 | 0 | 0 | 0 | 0 | 0 | 0 | 0 | 0 | 0 | 0 | 0 | 0 | 0 | 0.00 | 55 <sup>th</sup> |
| 56 | Denui                     | 98  | 0 | 0 | 0 | 0 | 0 | 0 | 0 | 0 | 0 | 0 | 0 | 0 | 0 | 0 | 0 | 0 | 0 | 0 | 0 | 0 | 0 | 0 | 0 | 0 | 0.00 | 56 <sup>th</sup> |
| 57 | Botoku Dzani-<br>New Tove | 94  | 0 | 0 | 0 | 0 | 0 | 0 | 0 | 0 | 0 | 0 | 0 | 0 | 0 | 0 | 0 | 0 | 0 | 0 | 0 | 0 | 0 | 0 | 0 | 0 | 0.00 | 57 <sup>th</sup> |
| 58 | Botoku Dzani<br>Lobo      | 88  | 0 | 0 | 0 | 0 | 0 | 0 | 0 | 0 | 0 | 0 | 0 | 0 | 0 | 0 | 0 | 0 | 0 | 0 | 0 | 0 | 0 | 0 | 0 | 0 | 0.00 | 58 <sup>th</sup> |
| 59 | Amponi (I<br>chuck you)   | 78  | 0 | 0 | 0 | 0 | 0 | 0 | 0 | 0 | 0 | 0 | 0 | 0 | 0 | 0 | 0 | 0 | 0 | 0 | 0 | 0 | 0 | 0 | 0 | 0 | 0.00 | 59 <sup>th</sup> |
| 60 | Agornyobi                 | 67  | 0 | 0 | 0 | 0 | 0 | 0 | 0 | 0 | 0 | 0 | 0 | 0 | 0 | 0 | 0 | 0 | 0 | 0 | 0 | 0 | 0 | 0 | 0 | 0 | 0.00 | 60 <sup>th</sup> |
| 61 | Togbe Kwao<br>Kofe        | 65  | 0 | 0 | 0 | 0 | 0 | 0 | 0 | 0 | 0 | 0 | 0 | 0 | 0 | 0 | 0 | 0 | 0 | 0 | 0 | 0 | 0 | 0 | 0 | 0 | 0.00 | 61 <sup>st</sup> |
| 62 | Eli Kofe                  | 50  | 0 | 0 | 0 | 0 | 0 | 0 | 0 | 0 | 0 | 0 | 0 | 0 | 0 | 0 | 0 | 0 | 0 | 0 | 0 | 0 | 0 | 0 | 0 | 0 | 0.00 | 62 <sup>nd</sup> |
| 63 | Kwao Kofe                 | 47  | 0 | 0 | 0 | 0 | 0 | 0 | 0 | 0 | 0 | 0 | 0 | 0 | 0 | 0 | 0 | 0 | 0 | 0 | 0 | 0 | 0 | 0 | 0 | 0 | 0.00 | 63 <sup>rd</sup> |

|    |                     |    |   |   |   |   |   |   |   |   |   |   |   |   |   |   |   |   |   |   |   |   |   |   |      |                      |
|----|---------------------|----|---|---|---|---|---|---|---|---|---|---|---|---|---|---|---|---|---|---|---|---|---|---|------|----------------------|
| 64 | Manyo Kofe          | 46 | 0 | 0 | 0 | 0 | 0 | 0 | 0 | 0 | 0 | 0 | 0 | 0 | 0 | 0 | 0 | 0 | 0 | 0 | 0 | 0 | 0 | 0 | 0.00 | 64 <sup>th</sup>     |
| 65 | George Kofe         | 44 | 0 | 0 | 0 | 0 | 0 | 0 | 0 | 0 | 0 | 0 | 0 | 0 | 0 | 0 | 0 | 0 | 0 | 0 | 0 | 0 | 0 | 0 | 0.00 | 65 <sup>th</sup>     |
| 65 | Gospel              | 44 | 0 | 0 | 0 | 0 | 0 | 0 | 0 | 0 | 0 | 0 | 0 | 0 | 0 | 0 | 0 | 0 | 0 | 0 | 0 | 0 | 0 | 0 | 0.00 | 65 <sup>th</sup>     |
| 66 | Henabugi            | 38 | 0 | 0 | 0 | 0 | 0 | 0 | 0 | 0 | 0 | 0 | 0 | 0 | 0 | 0 | 0 | 0 | 0 | 0 | 0 | 0 | 0 | 0 | 0.00 | 66 <sup>th</sup>     |
| 66 | Botoku Sowada Kofe( | 38 | 0 | 0 | 0 | 0 | 0 | 0 | 0 | 0 | 0 | 0 | 0 | 0 | 0 | 0 | 0 | 0 | 0 | 0 | 0 | 0 | 0 | 0 | 0.00 | 66 <sup>th</sup>     |
| 67 | Fornukpla           | 37 | 0 | 0 | 0 | 0 | 0 | 0 | 0 | 0 | 0 | 0 | 0 | 0 | 0 | 0 | 0 | 0 | 0 | 0 | 0 | 0 | 0 | 0 | 0.00 | 67 <sup>th</sup>     |
| 68 | Amedzro Fia Kofe    | 30 | 0 | 0 | 0 | 0 | 0 | 0 | 0 | 0 | 0 | 0 | 0 | 0 | 0 | 0 | 0 | 0 | 0 | 0 | 0 | 0 | 0 | 0 | 0.00 | 68 <sup>th</sup>     |
| 69 | Akwetey Kofe        | 28 | 0 | 0 | 0 | 0 | 0 | 0 | 0 | 0 | 0 | 0 | 0 | 0 | 0 | 0 | 0 | 0 | 0 | 0 | 0 | 0 | 0 | 0 | 0.00 | 69 <sup>th</sup>     |
| 69 | Nogo Kofe           | 28 | 0 | 0 | 0 | 0 | 0 | 0 | 0 | 0 | 0 | 0 | 0 | 0 | 0 | 0 | 0 | 0 | 0 | 0 | 0 | 0 | 0 | 0 | 0.00 | 69 <sup>th</sup>     |
| 70 | Zanu Kofe           | 27 | 0 | 0 | 0 | 0 | 0 | 0 | 1 | 1 | 0 | 0 | 0 | 0 | 0 | 0 | 0 | 0 | 0 | 0 | 0 | 0 | 0 | 2 | 0.00 | 70 <sup>th</sup>     |
| 71 | Ada Kofe            | 25 | 0 | 0 | 0 | 0 | 0 | 0 | 0 | 0 | 0 | 0 | 0 | 0 | 0 | 0 | 0 | 0 | 0 | 0 | 0 | 0 | 0 | 0 | 0.00 | 71 <sup>st</sup>     |
| 71 | Tse Kofe            | 25 | 0 | 0 | 0 | 0 | 0 | 0 | 0 | 0 | 0 | 0 | 0 | 0 | 0 | 0 | 0 | 0 | 0 | 0 | 0 | 0 | 0 | 0 | 0.00 | 71 <sup>st</sup>     |
| 72 | Sackey Kofe         | 24 | 0 | 0 | 0 | 0 | 0 | 0 | 0 | 0 | 0 | 0 | 0 | 0 | 0 | 0 | 0 | 0 | 0 | 0 | 0 | 0 | 0 | 0 | 0.00 | 72 <sup>n</sup><br>d |
| 73 | Enyi Kofe           | 23 | 0 | 0 | 0 | 0 | 0 | 0 | 0 | 0 | 0 | 0 | 0 | 0 | 0 | 0 | 0 | 0 | 0 | 0 | 0 | 0 | 0 | 0 | 0.00 | 73 <sup>rd</sup>     |
| 74 | Kpeto Kofe          | 22 | 0 | 0 | 0 | 0 | 0 | 0 | 0 | 0 | 0 | 0 | 0 | 0 | 0 | 0 | 0 | 0 | 0 | 0 | 0 | 0 | 0 | 0 | 0.00 | 74 <sup>th</sup>     |
| 74 | Ojuku Kofe          | 22 | 0 | 0 | 0 | 0 | 0 | 0 | 0 | 0 | 0 | 0 | 0 | 0 | 0 | 0 | 0 | 0 | 0 | 0 | 0 | 0 | 0 | 0 | 0.00 | 74 <sup>th</sup>     |
| 74 | Adze Kofe           | 22 | 0 | 0 | 0 | 0 | 0 | 0 | 0 | 0 | 0 | 0 | 0 | 0 | 0 | 0 | 0 | 0 | 0 | 0 | 0 | 0 | 0 | 0 | 0.00 | 74 <sup>th</sup>     |
| 75 | Bator Kofe          | 20 | 0 | 0 | 0 | 0 | 0 | 0 | 0 | 0 | 0 | 0 | 0 | 0 | 0 | 0 | 0 | 0 | 0 | 0 | 0 | 0 | 0 | 0 | 0.00 | 75 <sup>th</sup>     |

|    |                         |    |   |   |   |   |   |   |   |   |   |   |   |   |   |   |   |   |   |   |   |   |   |   |      |                      |
|----|-------------------------|----|---|---|---|---|---|---|---|---|---|---|---|---|---|---|---|---|---|---|---|---|---|---|------|----------------------|
| 76 | Akoli Kofe              | 18 | 0 | 0 | 0 | 0 | 0 | 0 | 0 | 0 | 0 | 0 | 0 | 0 | 0 | 0 | 0 | 0 | 0 | 0 | 0 | 0 | 0 | 0 | 0.00 | 76 <sup>th</sup>     |
| 76 | Gzingo Kofe             | 18 | 0 | 0 | 0 | 0 | 0 | 0 | 0 | 0 | 0 | 0 | 0 | 0 | 0 | 0 | 0 | 0 | 0 | 0 | 0 | 0 | 0 | 0 | 0.00 | 76 <sup>th</sup>     |
| 77 | Lom Nava                | 17 | 0 | 0 | 0 | 0 | 0 | 0 | 0 | 0 | 0 | 0 | 0 | 0 | 0 | 0 | 0 | 0 | 0 | 0 | 0 | 0 | 0 | 0 | 0.00 | 77 <sup>th</sup>     |
| 78 | Agbo Kofe               | 16 | 0 | 0 | 0 | 0 | 0 | 0 | 0 | 0 | 0 | 0 | 0 | 0 | 0 | 0 | 0 | 0 | 0 | 0 | 0 | 0 | 0 | 0 | 0.00 | 78 <sup>th</sup>     |
| 79 | Gongo Kofe              | 15 | 0 | 0 | 0 | 0 | 0 | 0 | 0 | 0 | 0 | 0 | 0 | 0 | 0 | 0 | 0 | 0 | 0 | 0 | 0 | 0 | 0 | 0 | 0.00 | 79 <sup>th</sup>     |
| 80 | Agudey Kofe             | 14 | 0 | 0 | 0 | 0 | 0 | 0 | 0 | 0 | 0 | 0 | 0 | 0 | 0 | 0 | 0 | 0 | 0 | 0 | 0 | 0 | 0 | 0 | 0.00 | 80 <sup>th</sup>     |
| 81 | Kuma Kofe               | 14 | 0 | 0 | 0 | 0 | 0 | 0 | 0 | 0 | 0 | 0 | 0 | 0 | 0 | 0 | 0 | 0 | 0 | 0 | 0 | 0 | 0 | 0 | 0.00 | 81 <sup>st</sup>     |
| 82 | Pinto Kofe              | 13 | 0 | 0 | 0 | 0 | 0 | 0 | 0 | 0 | 0 | 0 | 0 | 0 | 0 | 0 | 0 | 0 | 0 | 0 | 0 | 0 | 0 | 0 | 0.00 | 82 <sup>n</sup><br>d |
| 82 | Sahay Kofe              | 13 | 0 | 0 | 0 | 0 | 0 | 0 | 0 | 0 | 0 | 0 | 0 | 0 | 0 | 0 | 0 | 0 | 0 | 0 | 0 | 0 | 0 | 0 | 0.00 | 82 <sup>n</sup><br>d |
| 82 | Dzomefe                 | 13 | 0 | 0 | 0 | 0 | 0 | 0 | 0 | 0 | 0 | 0 | 0 | 0 | 0 | 0 | 0 | 0 | 0 | 0 | 0 | 0 | 0 | 0 | 0.00 | 82 <sup>n</sup><br>d |
| 83 | Egbee Kofe              | 12 | 0 | 0 | 0 | 0 | 0 | 0 | 0 | 0 | 0 | 0 | 0 | 0 | 0 | 0 | 0 | 0 | 0 | 0 | 0 | 0 | 0 | 0 | 0.00 | 83 <sup>rd</sup>     |
| 83 | Botoku<br>Mliwomo Kofe  | 12 | 0 | 0 | 0 | 0 | 0 | 0 | 0 | 0 | 0 | 0 | 0 | 0 | 0 | 0 | 0 | 0 | 0 | 0 | 0 | 0 | 0 | 0 | 0.00 | 83 <sup>rd</sup>     |
| 84 | Botoku<br>Dzormeku Kofe | 11 | 0 | 0 | 0 | 0 | 0 | 0 | 0 | 0 | 0 | 0 | 0 | 0 | 0 | 0 | 0 | 0 | 0 | 0 | 0 | 0 | 0 | 0 | 0.00 | 84 <sup>th</sup>     |
| 84 | Dogbeda Kofe            | 11 | 0 | 0 | 0 | 0 | 0 | 0 | 0 | 0 | 0 | 0 | 0 | 0 | 0 | 0 | 0 | 0 | 0 | 0 | 0 | 0 | 0 | 0 | 0.00 | 84 <sup>th</sup>     |
| 84 | Isaa Kofe               | 11 | 0 | 0 | 0 | 0 | 0 | 0 | 0 | 0 | 0 | 0 | 0 | 0 | 0 | 0 | 0 | 0 | 0 | 0 | 0 | 0 | 0 | 0 | 0.00 | 84 <sup>th</sup>     |
| 84 | Kankpaz                 | 11 | 0 | 0 | 0 | 0 | 0 | 0 | 0 | 0 | 0 | 0 | 0 | 0 | 0 | 0 | 0 | 0 | 0 | 0 | 0 | 0 | 0 | 0 | 0.00 | 84 <sup>th</sup>     |

|    |                   |    |   |   |   |   |   |   |   |   |   |   |   |   |   |   |   |   |   |   |   |   |   |   |      |                  |
|----|-------------------|----|---|---|---|---|---|---|---|---|---|---|---|---|---|---|---|---|---|---|---|---|---|---|------|------------------|
| 84 | Agboki Kofe       | 11 | 0 | 0 | 0 | 0 | 0 | 0 | 0 | 0 | 0 | 0 | 0 | 0 | 0 | 0 | 0 | 0 | 0 | 0 | 0 | 0 | 0 | 0 | 0.00 | 84 <sup>th</sup> |
| 85 | Botoku Cofi Kofe  | 10 | 0 | 0 | 0 | 0 | 0 | 0 | 0 | 0 | 0 | 0 | 0 | 0 | 0 | 0 | 0 | 0 | 0 | 0 | 0 | 0 | 0 | 0 | 0.00 | 85 <sup>th</sup> |
| 85 | Komkomba Kwasi    | 10 | 0 | 0 | 0 | 0 | 0 | 0 | 0 | 0 | 0 | 0 | 0 | 0 | 0 | 0 | 0 | 0 | 0 | 0 | 0 | 0 | 0 | 0 | 0.00 | 85 <sup>th</sup> |
| 85 | Lapon             | 10 | 0 | 0 | 0 | 0 | 0 | 0 | 0 | 0 | 0 | 0 | 0 | 0 | 0 | 0 | 0 | 0 | 0 | 0 | 0 | 0 | 0 | 0 | 0.00 | 85 <sup>th</sup> |
| 86 | Edeme Kofe        | 9  | 0 | 0 | 0 | 0 | 0 | 0 | 0 | 0 | 0 | 0 | 0 | 0 | 0 | 0 | 0 | 0 | 0 | 0 | 0 | 0 | 0 | 0 | 0.00 | 86 <sup>th</sup> |
| 87 | Cassava Kofe      | 8  | 0 | 0 | 0 | 0 | 0 | 0 | 0 | 0 | 0 | 0 | 0 | 0 | 0 | 0 | 0 | 0 | 0 | 0 | 0 | 0 | 0 | 0 | 0.00 | 87 <sup>th</sup> |
| 87 | Kalala Kofe       | 7  | 0 | 0 | 0 | 0 | 0 | 0 | 0 | 0 | 0 | 0 | 0 | 0 | 0 | 0 | 0 | 0 | 0 | 0 | 0 | 0 | 0 | 0 | 0.00 | 87 <sup>th</sup> |
| 87 | Mawunyo Kofe      | 7  | 0 | 0 | 0 | 0 | 0 | 0 | 0 | 0 | 0 | 0 | 0 | 0 | 0 | 0 | 0 | 0 | 0 | 0 | 0 | 0 | 0 | 0 | 0.00 | 87 <sup>th</sup> |
| 87 | Atawle (Bridzima) | 7  | 0 | 0 | 0 | 0 | 0 | 0 | 0 | 0 | 0 | 0 | 0 | 0 | 0 | 0 | 0 | 0 | 0 | 0 | 0 | 0 | 0 | 0 | 0.00 | 87 <sup>th</sup> |
| 88 | Akpi Kofe         | 6  | 0 | 0 | 0 | 0 | 0 | 0 | 0 | 0 | 0 | 0 | 0 | 0 | 0 | 0 | 0 | 0 | 0 | 0 | 0 | 0 | 0 | 0 | 0.00 | 88 <sup>th</sup> |
| 88 | Konta             | 6  | 0 | 0 | 0 | 0 | 0 | 0 | 0 | 0 | 0 | 0 | 0 | 0 | 0 | 0 | 0 | 0 | 0 | 0 | 0 | 0 | 0 | 0 | 0.00 | 88 <sup>th</sup> |
| 88 | Togbe-Gbe Kofe    | 6  | 0 | 0 | 0 | 0 | 0 | 0 | 0 | 0 | 0 | 0 | 0 | 0 | 0 | 0 | 0 | 0 | 0 | 0 | 0 | 0 | 0 | 0 | 0.00 | 88 <sup>th</sup> |
| 89 | Anane Kofe        | 5  | 0 | 0 | 0 | 0 | 0 | 0 | 0 | 0 | 0 | 0 | 0 | 0 | 0 | 0 | 0 | 0 | 0 | 0 | 0 | 0 | 0 | 0 | 0.00 | 89 <sup>th</sup> |
| 90 | Ogbe Agba Kofe    | 4  | 0 | 0 | 0 | 0 | 0 | 0 | 0 | 0 | 0 | 0 | 0 | 0 | 0 | 0 | 0 | 0 | 0 | 0 | 0 | 0 | 0 | 0 | 0.00 | 90 <sup>th</sup> |
| 91 | Tei Kofe          | 3  | 0 | 0 | 0 | 0 | 0 | 0 | 0 | 0 | 0 | 0 | 0 | 0 | 0 | 0 | 0 | 0 | 0 | 0 | 0 | 0 | 0 | 0 | 0.00 | 91 <sup>st</sup> |
| 91 | Botoku Atsu Kofe  | 3  | 0 | 0 | 0 | 0 | 0 | 0 | 0 | 0 | 0 | 0 | 0 | 0 | 0 | 0 | 0 | 0 | 0 | 0 | 0 | 0 | 0 | 0 | 0.00 | 91 <sup>st</sup> |
| 92 | Botoku Stephen    | 2  | 0 | 0 | 0 | 0 | 0 | 0 | 0 | 0 | 0 | 0 | 0 | 0 | 0 | 0 | 0 | 0 | 0 | 0 | 0 | 0 | 0 | 0 | 0.00 | 92 <sup>n</sup>  |



## **ECONOMIC INFRASTRUCTURE AND SERVICES**

### **Markets:**

Markets play very important roles in the promotion of economic life of the people in the district. Apart from commercial trading in farm products and partly processed ones like cassava-dough, gari and local soap, other manufactured products both imported and locally produced are sold in the markets and shops. There are fully developed markets at Anfoega, Vakpo and Wusuta Kpebe.

#### **A) Anfoega Market**

This is one of the smallest market but with high potential of revenue generation capacity. Unfortunately the topography of the area is one of the greatest limitations for expansion. However, the market has been rehabilitated and other facilities like toilet and borehole constructed in the market. It has an average attendance of between 250 and 300 on a market day.

#### **B) Vakpo Market**

The market has been relocated to a new site to pave the way for future expansion. The market however has the potential to develop into bigger one by virtue of her position with a wide catchments area. Vakpo town has the characteristic of a nodal town linking Kpando, Wusuta, Botoku, Tsrukpe, Tsorxor Anfoega and Kpeve.

The market has an average attendance of between 50 and 100 attendance on a market day and with the development of a lorry park, it is envisaged that, the market would become vibrant.

#### **C) Wusuta Kpebe Market**

The Wusuta Kpebe Market is strategically located along the Volta Lake between South Dayi and Afram Plains Districts. It has an average attendance of between 50 and 70 people. It has a potential to expand due to its strategic location.

### **Pack House**

The District has a Pack House with a 100tonnes per day capacity at Vakpo New Adomi. It is made up of two (2) packing lots for fruits such as mangoes and pineapples and vegetables with a hot water treatment facility for protection of fruits against bacteria which is a major proponent to the government's flagship programme of "One District One Factory".

### **Green House**

The District has a 6no. green house facility which is under an irrigation drip from the River Dayi. The facilities are used for demonstrating good agricultural practices to farmers such as use of plastic mulch, high density planting, right time fertilization and disease and pest control.

Vegetables such as sweet pepper, tomatoes, cucumber and hot pepper (scotch bonnet) are produced in these facilities.

**Road Network:** The total road network within the District is 84km. this is made up of 15km Trunk Road, 44km surfaced Feeder Road and 58km un-surfaced Feeder Road which are in a very deplorable state.

**Lake/Water Transport:**The Volta Lake with a shoreline measuring about 80km long forms the western boundary of the North Dayi District. The district is therefore accessible by river crafts and engine boats which provide opportunity for heavy interaction between the two entry points of Awate Todzi and settlements in the Afram Plains District and South Dayi District.

The Lake transport in spite of its economic and social importance is plagued with some challenges. The presence of tree stumps in the Lake, the lack of adequate number of river crafts, frequent breakdown of the only pontoon and lack of good landing sites are the major factors that militate against the navigability of the Lake.

**Energy/Electricity:** The total electricity coverage within the District is estimated about 98%. This means that, majority of the rural communities have been connected to the national grid through a lot of interventions such as the rural electrification project among others. The Assembly has also been committed to distribute solar lights to some communities like Botoku Brada-Tornu to improve their lightening conditioning as plans are far advance to get them connected to the national grid. There are other sources of energy such as Liquefied Petroleum Gas (LPG), wood fuel among others in the District.

### **Postal and Telecommunication**

The District has two (2) Post Offices located at Anfoega and Vakpo. There are however postal agencies in other areas like, Anfoega Dzana, Botoku and Aveme.

In terms of the spread of communication services, major service providers namely Vodafone, MTN, Expresso, Airtel, Glo and Tigo are operating in the district with wider coverage. However, some areas are without telecommunication services whilst services in some areas are poor.

### **Information and Communication Technology (ICT)**

Information Communication and Technology (ICT) focuses on the role of unified communication (telephone lines, wireless signals), computers, cell phones and other communication medium. It is regarded as one of the major significant components for socio-economic development of nations. The formulation and implementation of government policies and programs have contributed to expanding the population's access to ICT facilities.

## Ownership of Mobile Phones

Mobile phone is becoming a necessity for everyday as it is a major means of communication with two persons far and near. Its convenience of communication helps in promoting business growth, hence facilitating jobs and wealth creation. With eventually, no fixed telephone lines in North Dayi, communication through mobile phones has become importance in daily lives in North Dayi for both business and individuals. In Ghana, there are six telecommunication companies but only three of them operates in N (as at 2010).

The Table shows that out of 28,094, persons aged 12 years and older in the District, 9,388 owned mobile phones. This implies that though there were more females than males, more males owned mobiles than females.

The relatively low ownership of mobile phones in the District was due the corresponding low coverage telecommunication reception in the District.

**Table 2.5: Showing Population 12 years and older by Sex, mobile phone ownership and internet facility usage**

| Population 12 years and older                                       |        |         | Population having mobile phone |         |        | Population using internet facility |  |
|---|--------|---------|--------------------------------|---------|--------|------------------------------------|--|
| I C T Indicators  | Number | Percent | Number                         | Percent | Number | Percent                            |  |
| Total   | 28,094 | 100.0   | 9,388                          | 33.4    | 677    | 2.4                                |  |
| Male  | 12,592 | 49.0    | 4,788                          | 3.8     | 439    | 3.5                                |  |
| Female  | 15,502 | 51.0    | 4,600                          | 29.7    | 238    | 1.5                                |  |
| Percentage of Population 12 years and older having mobile phone     |        |         |                                |         | 33.4   |                                    |  |
| Percentage of Population 12 years and older using internet facility |        |         |                                |         | 2.4    |                                    |  |

*Source:* Ghana Statistical Service, 2010 Population and Housing Census

## Use of Internet Services

Internet has become a vital communication facility for people, business and organizations. The data reveals that only 2.4% of the District population 12 years and older have access to internet services. Out 12,592 males 12 years and older 35% use internet facility while 238 females accounting for 1.5% use internet facility.

## Banking Services

The District is serviced by a Bank and Micro-finance institutions that provide credit facilities to the general public. The major financial institution operating in the District now is GN Bank at Vakpo, Dayi Rural Bank and Co-operatives Credit Union all at Anfoega. Moreover, Agricultural Development Bank is renovating a structure at Vakpo to commence their activities. The existence of these commercial entities is to deepen the promotion of commercial activities, offer loans and also encourage savings among the populace.

### **Hospitality Industry**

The hospitality industry has improved considerably with the development of hotels and Guest houses. Currently the main hotel and guest houses are, Yesu Ko Guest House at Anfoega, Island Guest House at Vakpo, Volta Valley Guest House at Vakpo Jordan-Nu, Town Lodge at Anfoega and Ken Royal Palace at Vakpo Todzi.

The major challenges impeding the development of a robust hospitality industry in the district include: the low private sector investment in the hospitality industry, weakness in resource sharing and the low political will.

### **Tourism**

North Dayi District has the potentials to attract both domestic and international tourists. Unfortunately, the district lacks the much needed data on the sector such as data on travel motivation, tourism stopovers and documentary on the rich cultural and traditional festivals.

There are a number of impressive tourism potentials including natural environmental heritage, historical heritage, cultural heritage and other attractions. Among the natural attractions are the climate, mountains and other natural features and scenic beauty which together provide a broad base for the development of eco-tourism, recreation and various types of resorts.

### **Beach resorts at Tsorxor, Awate and Aveme**

The Volta Lake is one of the man-made lakes that run through the district and provides an important attraction and potential for much more extensive boat cruises, recreation boating and fishing and development of lake shore resorts with recreational facilities for water sports and a confluence at Tsorxor.

### **Crocodile Cave**

At Awate Todzi is a crocodile cave in the valley down from Todzi to Agame at a place called Dzongeme. The cave is under the custody of a fetish priest. Also in Awate are two mystical mountains which were believed to provide defense for the people in times of war. These mountains are the Awawortoe which serve as a hideout for women and other minors during wars

and mountain Akpotoe is believed to harbour swarm of bees which act as combatants on battlefield.

### **A 345 Steps linking Anfoega Azigbe and Anfoega Agata and Agatanyigbe**

This staircase was constructed by Chiefs and people of Agata and Agatanyigbe to enhance easy access to the two (2) towns from 1988 and completed in 1993. A walk on the steps gives a proper view of all the Aveme communities; Aveme Beme, Aveme Danyigba, Aveme Dzeme etc. Moreover, it provides a clear view of a section of the Volta Lake and the beautiful scenery of the forest.

### **Natural Bridge at Botoku**

This is a natural collection of rocks which have provided a bridge over a stream called Kpen. It links Botoku to other surrounding villages. It is been used by vehicles of all kind.

## **SANITATION**

The objective of environmental sanitation is to develop and maintain a clean, safe and pleasant physical environment in human settlements to promote the social, economic and physical well-being of people. It has long been established that poor environmental sanitation leads to increasing levels of vector borne diseases such as malaria, pollution of water sources and development of unpleasant sight. Poor sanitation or waste management also causes stench that can scare potential investors.

Anfoega is the District capital and it is the main commercial centre in the District. This unique position makes it the centre of attraction in human activities and therefore the centre of waste generation. Throughout the District, Anfoega and Vakpo are the two major towns with waste management problems due to their commercial functions which attract a lot of human activities and interactions.

Currently the District with an estimated population of over 39,931 generates between 30.00 tonne/day to 39.00tonne/day translated into 14,303 tonne/years. The types of waste generated are basically organic, paper, plastic, metal, rubber and fabric and textiles. Organic waste is in most cases about 50% of waste generated while paper and fabric / textiles are biodegradable.

The summary of field data collected indicated that there are 10,230 residential premises throughout the District, 590 drinking premises, 211 eating premises, 124 school and 54 industrial premises.

### **Solid Waste Disposal**

There are containers of 10m<sup>3</sup> to 15m<sup>3</sup> in volumes where residents are to carry their waste and deposit them in them at appropriate locations across the District and an authorised final disposal sites. There are presently ten (10) containers distributed across the District. Largely, Solid Waste is managed by Zoomlion Ghana Limited in collaboration with the District Assembly through its Environmental Health Unit.

In the smaller and rural communities, waste disposal practice differs. Refuse is crudely dumped some distance from homes and is occasionally raked and burnt. The ashes sometimes are used to fertilize farms. This method of waste disposal is used by institutions like schools. There are waste bins at public places such as Lorry Parks.

**Table 2.6: Showing Distribution of Refuse Containers in the District**

| Location | Qty Supplied | New Requests | Additional Qty Required |
|----------|--------------|--------------|-------------------------|
| Vakpo    |              | Yordanu      | 2                       |
| Anfoega  |              | Tsrukpe      | 3                       |
| Bume     |              | Botoku       | 2                       |
| Wusuta   |              | Tsoxor       | 1                       |
| Aveme    | 1            | Danyigba     | 2                       |
|          |              | Sabadu       | 1                       |
|          |              | Awate Todzi  | 2                       |

Source: EHSU, 2017

### Method of Waste Disposal

Most households (67.4%) in the District practice crude dumping as their preferred waste disposal method. Moreover, 10.7% burn their refuse in their homes or in open spaces around them and 1.7% use private waste collection service providers – in this case Zoomlion Gh. Ltd. -in the District.

**Table 2.7: Showing Distribution of Refuse Containers by Area Council**

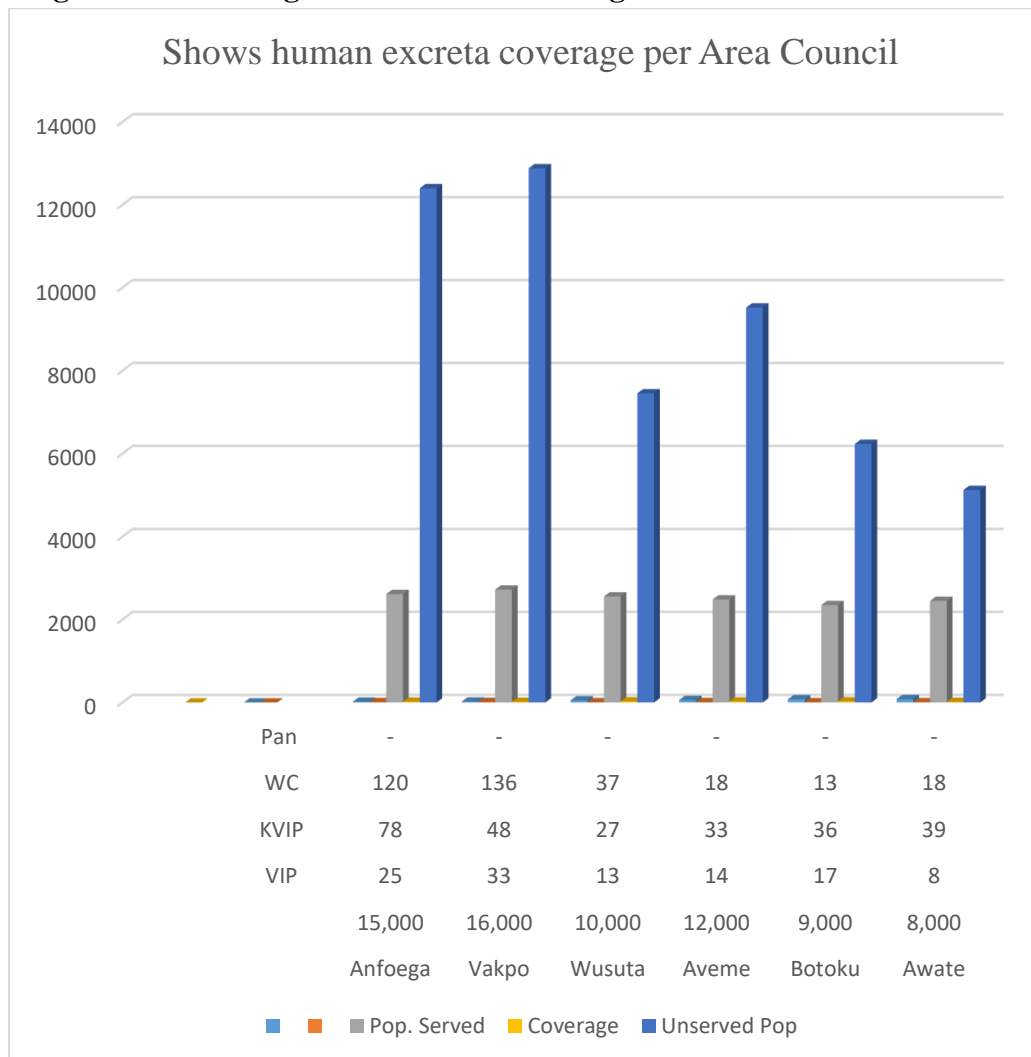
| Category | AREA COUNCIL |         |       |       |       |         | TOTAL | LEVEL |
|----------|--------------|---------|-------|-------|-------|---------|-------|-------|
|          | A n f        | V a k p | W u s | A v e | A w a | B o f o |       |       |
|          |              |         |       |       |       |         |       |       |

|  |     |    |    |    |    |    |     |          |
|--|-----|----|----|----|----|----|-----|----------|
| <b>a) Collection</b>                                 |     |    |    |    |    |    |     |          |
| i) Bin(s)  | 120 | 84 | 18 | 78 | 13 | 11 | 324 | Low      |
| ii) Containers (10m <sup>3</sup> -15m <sup>3</sup> ) | 8   | 1  | 1  | 1  | -  | -  | 11  | Low      |
| <b>b) Transport</b>                                  |     |    |    |    |    |    |     |          |
| i) Skip loader                                       | 2   | -  | -  | -  | -  | -  | 2   | Low      |
| ii) Tricycle (Zoom Lion)                             | 8   | 4  | 6  | 4  | 4  | 4  | 30  | Low      |
| <b>c) Treatment</b>                                  |     |    |    |    |    |    |     |          |
| i) Sanitary landfill                                 | 1   | -  | -  | -  | -  | -  | 1   | Very Low |

*On average, 126 tonnes of refuse is collected each month which makes annual tonnage to be 1,512 tonnes per year.*

## Liquid Waste

**Figure 1.5: Showing human excreta coverage in the District**



Source: EHSU, 2017

### COMMUNITY LED TOTAL SANITATION (CLTS)

The District preference is for the promotion of Community Led Total Sanitation (CLTS) which is being supported by UNICEF in promoting the construction of household latrines. The most important reasons for this choice is embed in its sustainability, convenience, hygienic aspect and community ownership and participation. In this regard it will be the considered option to identify mechanism for increasing communities' awareness of its responsibility to promote household toilet for the protection of public health.

The objective under this component is therefore to improve liquid waste (human excreta) disposal from the current 18.5% to 30% by 2017.

## Challenges

- Inadequate Environmental Health staff.
- Inadequate logistics for the Environmental Health Office.
- Lack of office space for the staff at the Area Councils.
- Lack of vehicle/motorbike for the district office to enhance monitoring and supervision.
- Inadequate public pounds for stray animal control in all the Area Councils of the District.
- Lack of slaughter house in the District and at least one screened meat shop at Vakpo.
- Inadequate communal waste containers.

## PEOPLE AND CULTURE OF THE DISTRICT

The people of the district are homogeneous in terms of tradition and culture. The indigenes are mainly Ewe-speaking people who originally migrated from Notsie in the 17<sup>th</sup> century, fleeing from the tyrannical rule of Togbe Agorkorli. This ancient town is located in the Republic of Togo.

### Festivals

The Traditional Areas are united by some very important festivals and funds for implementation of most of the development projects are mobilized by the people during these festivals celebration. Most of these celebrations are characterized by music and dance which is dominated by the popular “Borbor”. The main festivals are Yam festival, Danyibakaka, Sasaduza and Awazorli.

Table 2.8 below is table that provides the detailed information of festivals in the district.

**Table 2.8: Showing List of Festival Celebrated in the District**

| S/N | Name of festivals    | Area Celebrated        | Objective/Purpose of Festival  | Time of celebration | Remarks                                  |
|-----|----------------------|------------------------|--------------------------------|---------------------|--|
| 1   | Yam festival         | Tsyome Sabadu          | Fund raising for development   | August              | Every 5years                             |
| 2   | Afodeza              | Aveme Traditional Area | Fund raising for development   | March/ April        | It is celebrated to coincide with Easter |
| 3   | Zendor               | Tsorxor                | Fund raising for development   | October/ November   | Rotational among c'ties                  |
| 4   | Yam festival         | Wusuta, Botoku         | Fund raising for development   | August/ September   | Rotational                               |
| 6   | Adewudoza/Kpetomedza | Tsrukpe                | To honour persons of integrity | October             | Celebrated bi-annually                   |

|    |                    |              |                                   |                   |  |
|----|--------------------|--------------|-----------------------------------|-------------------|--|
| 7  | Awazorlizerzor     | Botoku       | Fund raising for development      | November          | Celebrated rotationally every 3 years by six traditional areas |
| 10 | Duawokpe           | Vakpo        | Fund raising for development      | September         | Rotational in six c'ties annually                              |
| 11 | Glimeza            | Aveme/Wusuta | Fund raising for development      | October/November  | Rotational   |
| 12 | Danyimetsotsoza    | Awate        | To ensure unity and development   | September/October | Bi-annually  |
| 13 | Yam festival       | Anfoega      | To thank God for a bumper harvest | September/October | Annually   |
| 14 | Easter Home-coming | Anfoega      | Fund raising for development      | March/April       | Rotational annually among the Anfoega c'ties                   |

Source: DPCU, 2017

### **Chieftaincy/Social Structure**

The people of the district are organized under chiefs at lineage and settlement levels. A lineage comprises extended families that trace their genealogy to the same ancestors. The extended families have heads who are often the oldest male. Ownership of property is passed on by patrilineal inheritances.

The district is traditionally controlled by nine (9) Traditional Areas. These are namely: Anfoega, Aveme, Wusuta, Vakpo, Tsyome Sabadu, Botoku, Tsorxor, Awate, Tsrukpe. Basically, the traditional authorities administer stool and community land by holding them in trust for the people and arrange for the celebration of festival. They are also the custodian of traditional beliefs and customs. The traditional authority also have courts which adjudicate on matters relating to stool land, lineage and family land, chieftaincy title disputes, violation of traditions and disputes between localities, families and individuals.

### **Religion**

The people in the district originally practiced traditional religion but its influence has since declined as a result of the expansion of Christianity. Christianity is the predominant religious belief among the population in the District forming about 95.9 percent, followed by Traditional with about 1.3 percent and Islam with about 0.8 percent. Also, other religion forms 0.8 percent whereas people who do not belong to any religion constitute about 1.2 percent of the population (2010 PHC).

## GOVERNANCE

The North Dayi District is one of the newly created Districts established by LI 2076 of 2012. Its capital is Anfoega. It is composed of twenty three (23) elected Members and ten (11) Government Appointees, a District Chief Executive and one Member of Parliament from the constituency.

The Assembly is by law, the highest Political, Administrative, Rating and Planning Authority in the district with deliberative legislative and executive powers. The Assembly has responsibility for the overall development of the District and it's made up of six (6) Area Council Unit Committees in almost every community. The laws governing the operations of the Assembly are the 1993 Local Government Act, Act 462, the District Assembly Common Fund Act 455 (1993), National Development Planning Systems Act 480 (1994) and the Civil Service Law PNDC Law 327 (1993).

The General Assembly elects a Presiding Member from among themselves by two-third majority. He presides over the meetings of the assembly for a two-year term. The Assembly has an Executive Committee presided over by the DCE who is usually appointed by the President with prior approval of not less than 2/3 majority of members of the Assembly present and voting at a meeting.

L.I. 1740 spells out in greater details the specific functions of the Assembly in areas of health, construction, rehabilitation, maintenance, agriculture, roads, sanitation etc. For the purpose of the work of the Assembly, and to subject the issues of development to a wider discussion, the Executive Committee has five statutory sub-committees composed of members of the Assembly. These are as follows:

- ❖ Finance and Administration Sub-committee
- ❖ Development Planning Sub-committee
- ❖ Social Services Sub-committee
- ❖ Works Sub-committee
- ❖ Justice and Security Sub-committee

Aside the five (5) statutory sub-committees, the Assembly also has two (2) co-opted sub-committees to spear head its development agenda namely;

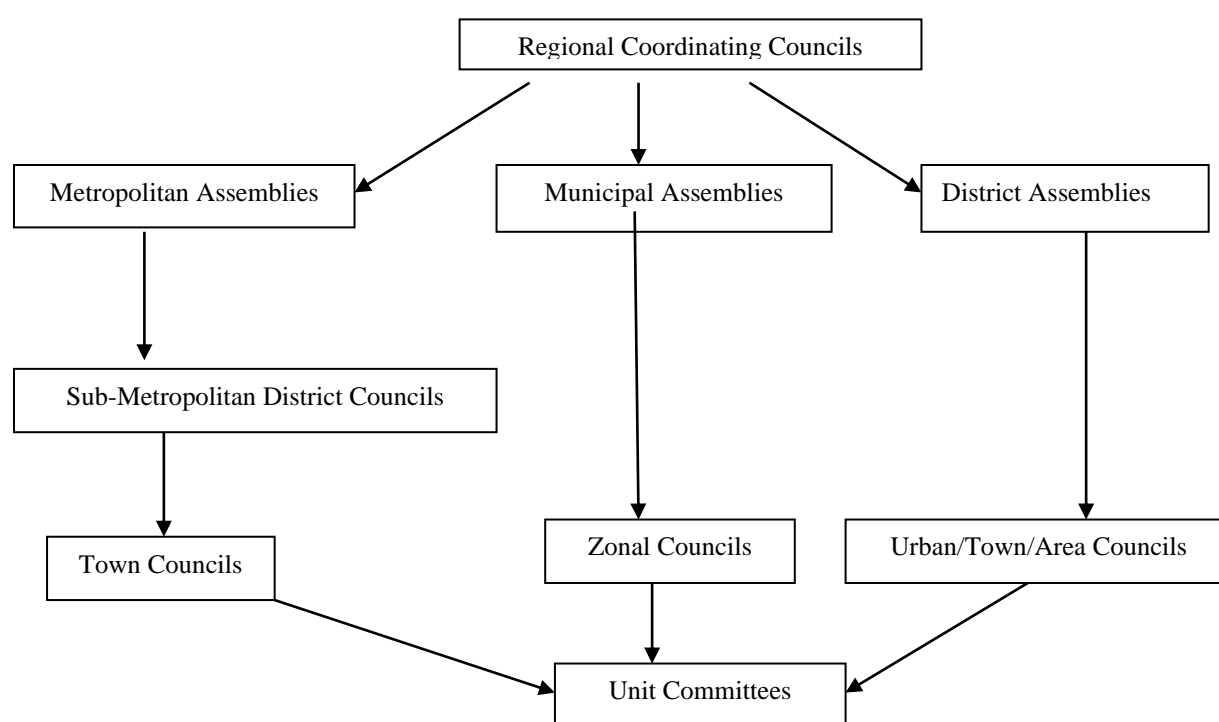
- ❖ Agriculture Sub-committee
- ❖ Tourism and Environment Sub-committee

Other Legislative Instruments (LI), Acts and legal frame works governing the operations of the Assembly are as follows,

- ✚ Financial Administration Regulation, 2004
- ✚ Public Financial Management Act, 2016 (Act 921)
- ✚ The National Development Planning Systems (Regulation) L.I 2232 (2016)

- ✚ Local Government (Depts. of District Assemblies) (Commencement) Instruments, 2009 (L.I.1961)
- ✚ Local Governance Act, 936 (2016)
- ✚ Civil Service Law PNDC Law 327 (1993)
- ✚ Land use and Spatial Planning Act, 2016 (Act 925)

**Figure 1.5: Showing Structure of the Local Government System**



### Sub-District Structures of the Assembly

In order to deepen the government’s decentralization policy, the North Dayi District has been demarcated into sub-districts made up of six (6) Area Councils. These are Aveme Area Council, Vakpo Area Council, Awate Area Council, Anfoega Area Council, Wusuta Area Council and Botoku Area Council.

**Table 2.9: Sub-District Structures of the Assembly**

| S/N | SUB-DISTRICT | CATEGORY | NO. OF UNITS | NO. OF ELECTORAL | TRADITIONAL AREAS | HEAD QUARTERS |
|-----|--------------|----------|--------------|------------------|-------------------|---------------|
|     |              |          |              |                  |                   |               |

|    |                            |              |            | AREAS     |                           |                    |
|----|----------------------------|--------------|------------|-----------|---------------------------|--------------------|
| 1. | Aveme/<br>Tsyome<br>Sabadu | Area Council | 33         | 4         | Aveme /<br>Sabadu Tsyome  | Aveme<br>Danyigba  |
| 2. | Anfoega                    | Area Council | 26         | 6         | Anfoega                   | Anfoega<br>Akukome |
| 3. | Awate                      | Area Council | 17         | 2         | Awate                     | Awate-Todzi        |
| 4. | Vakpo                      | Area Council | 14         | 4         | Vakpo                     | Vakpo Afeye        |
| 5. | Tsrukpe<br>Botoku Tsorxor  | Area Council | 14         | 3         | Botoku<br>Tsrukpe, Tsoxor | Botoku             |
| 6. | Wusuta                     | Area Council | 33         | 4         | Wusuta                    | Wusuta             |
|    | <b>Total</b>               |              | <b>137</b> | <b>23</b> | <b>6</b>                  | <b>6</b>           |

### Decentralized Departments

The Local Government (Departments of District Assemblies) (commencement) Instrument, 2009 (“the Instrument”) seeks to operationalize the decentralized departments at the district level as the Departments of the District Assemblies. Under section 161 (1) of the Local Government Act, 1993, Act 462, 22 decentralised departments at the district level are to cease to exist in their present form and then reconstituted through a series of mergers into 16 Departments in the Metropolitan Assemblies, 13 Municipal Assemblies and 11 in the District Assemblies under section 38 of the Act.

Regulation 1 of the Instrument determines the dates for the commencement of the establishment of the Departments of the District Assemblies. It provides that, the Departments listed in the first column of the First Schedule will commence establishment on the coming into force of the Instrument.

Regulation 2 (b) follows the same form in the Second Schedule but deals with existing Departments that are set up by law. Their new Departments will commence when their establishment enactments have been amended. This is because their establishment laws set them up as centralized Departments within the Civil Service. Their establishment laws will therefore have to be amended to conform to their decentralized status.

To capacitate the Assembly to perform its functions, 11 Departments were decentralized to the district level in pursuance of LI 1961. These Departments are to support the work of the Assembly in the discharge of its mandatory functions.

### Table 3.0: Department of the District Assembly

| S/N | DEPARTMENT  |
|-----|---|
| 1.  | Department of Education, Youth and Sports                               |
| 2.  | Department of Social Development  |
| 3.  | Works Department  |
| 4.  | Physical Planning Department  |
| 5.  | 5. Finance Department   |
| 6.  | Natural Resource Conservation Dept. Forestry Game and Wildlife Division |
| 7.  | Central Administration  |
| 8.  | Department of Trade & Industry  |
| 9.  | Department of Disaster Prevention and Management                        |
| 10. | Department of Health  |
| 11. | Department of Agriculture   |

*Source:* Local Governance Act 936(2016)

## **SOCIAL ACCOUNTABILITY**

### **Transparency, Accountability and Participation of all stakeholders in decision making processes**

The vision of the Assembly is to effectively and efficiently mobilise resources and distribute same to promote and sustain socio-economic development through grassroot participatory decision making. In this context, significant achievement has been chalked by the Assembly in involvement of stakeholders in decision making processes, dissemination of government's policies and programmes, involvement of Area Councils, building capacities of the sub-structures among others.

To deepen the practice of democracy, the Assembly intends to continually involve key stakeholders like, Opinion Leaders, Traditional Leaders among others in development and accountability. Mediums of engagements would be, durbars, national celebration days, town hall meetings, area councils meetings, community visitations, use of local fm station (Dayi fm) among others as platforms to engage the public.

The Assembly will also continually liaise with CSO's, NGO's CBO's in the discharge of its plans preparation, project implementation and monitoring, strengthening community bonds with the Assembly whiles promoting their needs, budgeting, fee fixing resolutions etc.

Publication of performance of IGF by the various sub-structures for promoting accountability in the District.

## **SECURITY ISSUES**

Development goes in tandem with peaceful environment. It is therefore imperative the Assembly outlined plans to ameliorate any impending issue within the District. Being one of the most peaceful districts in the nation, issues of land litigation has been on the quite within the district since lands are owned mostly by families. There was a chieftaincy issue at Wusuta on clan from which paramount chief be choose from but was resolved by the Ministry of chieftaincy. Due to increase abuse of substance among the youth, one robbery case was witnessed with sporadic gunshots at Puma Filling station at Vakpo. The professionalism of the Police came to bear as some suspects were apprehended.

The issue of nomadic herdsmen (Fulani) has been a major worry in some communities such as Botoku, Tsrukpe and parts of Vakpo within the District. However, District Security Council (DISEC) which is the body mandated for security situations has been up to task. Concerted efforts made by DISEC to regulate and streamline their activities is to regularize those nomadic herdsmen stay in the District due to their long stay for peaceful co-existence with bond of good behavior.

The major security service institutions in the district are the Ghana Police Service, Ghana National Fire Service, Bureau of National Investigation

### **Police Service**

The District has a police command with its Headquarters at Anfoega. It exercise over sight responsibility from Anfoega, Vakpo, Golokuati and Have. The District has two main stations in Vakpo and Anfoega. The facilities at Anfoega station is not the best and therefore need to be given the necessary attention to enhance the operations of the personnel at the station. It is worth noting that, the Anfoega station is located in a private premise.

The Service has staff strength of ten (10) Personnel comprising of two (2) Chief Inspectors, four (4) Corporals and four (4) Constables.

The major problems facing the Security Services in the district are dilapidated office space, inadequate staff, inadequate office facilities and equipment and staff accommodation. Most of the security men live in rented premises creating security problem to the service men. However, there is construction of District Police Headquarters in Anfoega and is about 90% complete which will provide officers with the right environment to work.

The current police to citizen ratio is 1:3992 as against a standard ratio of 1:1000. This exerts pressure on the existing Personnel of the service.

## **Fire Service**

The District has a Fire Service in the premises of the Assembly with a fire tender. The total staff strength is twelve (12) that operate in the District.

## **Bureau of National Investigation**

The sole responsibility of the unit in the District is intelligence gathering.

## **LOCAL ECONOMIC DEVELOPMENT (LED)**

The local economy is powered by the various economic activities in the district and to a large extent our northern neighbor Kpando Municipal which boast of more economic activities.

As a result of the rural nature of the District and its agrarian some communities can only be accessible on foot and small canoes. The District has made several efforts to reduce poverty for some years now. However, citizens are still faced with high incidence of poverty in spite of the numerous potentials endowed in the district.

The District's efforts to reduce un-employment is to harness its local potentials hence the idea of the governments flagship programme of "One District One Factory" will go a long to tap and add value to our local resources whiles creating job opportunities.

## **Challenges for LED**

- Absence of electricity.
- Deplorable states of road and tele-communication.
- High illiteracy rate.
- Absence of adequate economic growth strategies.
- Poor entrepreneurial orientation.
- Lack of local level capacity and commitment to provide leadership and direction in policy making.

## **Strategies to Promote LED**

- Identify comparative advantage and competitiveness of localities.
- Build entrepreneurial capacities of SME's within the District.
- Develop LED strategies and incorporate same into DMTDP.
- Develop entrepreneurial skills.
- Organize individual entrepreneurs into associations facilitate linkages and access to services (financial, marketing, support etc).

## **Led Opportunities in the District**

- Development of various potential tourist and historical sites.
- Establishment of cold storage facilities.
- Encourage commercial rice production.
- Establishment of Arts center for exhibition of various artefacts.
- Promotion of irrigation farming (vegetables).
- Promotion of mechanization centers for commercial farming.

## **ECONOMY OF THE DISTRICT**

### **Social and Economic Characteristics**

Over the past years, considerable effort has been made to improve socio-economic conditions of the people in the district through poverty reduction strategies and other related interventions. However, many still remains to be done and the socio-economic conditions of the majority of the people are still characterized by poverty resulting from income inequality, low living standards and generally poor quality of life.

Access to quality health care, safe drinking water and sanitation is still inadequate especially in the rural areas. There are also major disparities in the social conditions between different segments of the population. Female tend to be worse off than males and rural dwellers also worse off than those in the urban environments. Generally, the lowest living standards are suffered by rural women and children who are very vulnerable.

### **ANALYSIS OF POVERTY INCIDENCE, DEPTH OF POVERTY AND INEQUALITY**

The vulnerable in the District may be seen as people who just manage to organise and sustain their lives within the protection of the existing social system and safety nets offered but who get destabilized with the slightest disruption or disturbance of the social system. Such people unfortunately do not have the in-built capacity to re-organise themselves but rather crumble under the slightest pressure. Groups of the vulnerable that can be identified in the District includes:-

- 1) Food crops farmers
- 2) The aged
- 3) Children
- 4) People With Disabilities (PWDs)

In general, food crops farmers suffer wide fluctuations in their fortunes depending very much on food crop prices on the market. Food crop prices depend largely on output, which in turn depends on natural rainfall over which the farmer has no control. Any season of bad weather affects the farmers output and hence his / her income whilst on the other hand good weather conditions result in increased aggregate output which lowers prices and reduces rural farm incomes. The smallholder subsistence food crop farmer thus faces the dilemma of price and income fluctuations over which he / she exercises no control.

Within this broad category is the rather common female single parent food crop farmer. The ease with which men abandon their spouses together with their children imposes trying challenges on such single women who have to fend for themselves and their children from such fluctuating and unreliable farm incomes. The chances are always that in a really bad year she loses everything and the family is exposed to starvation and other sufferings.

**The Aged** – The safety net provided by the extended family system is getting eroded as society transforms towards emphasis on nuclear families. Where the nuclear family is incapable of supporting their aged or with the out-migration of the young for jobs, even where money is transferred to the aged, catering for their own needs becomes a problem. There is the need to institute some support systems to provide a safety net for neglected aged persons.

**Children** – Child vulnerability manifestation in the District could be traced to parental irresponsibility. Children born outside marriage and children of large families tend to be victims of parental neglect and are called upon to fend for themselves from an early age, opening them up to all manner of dangers and abuse. The most visible abuse of children manifests in the Awate Tornu, Aveme and Wusuta Kpebe areas where children are engaged as workers in the fishing industry.

The most effective remedy to this situation is to strengthen the Department of Social Welfare in undertaking its family and child welfare programmes. To this end a Child Panel and Probation Committee was formed in the district.

**The Disabled** – The disabled face both physical and social handicaps. Little attention is given to their educational needs as children and further skill acquisition and job placement. Social prejudices remain strong. Yet the disabled operate in the robust competitive open market.

The Department of Social Welfare and Community Development in its quest to ensuring that, persons with disability are well supported to be able to compete in this competitive market embarked on a survey to identify persons with disability in the District. In all 150 persons were identified. This was to enable the District Assembly have a comprehensive database to be able to reach out to these persons with its share of the Disability Fund.

The survey revealed that, majority of these persons in the District does not have any form skill and have consequently been neglected. It is therefore incumbent on the Assembly to ensure that,

the capacities of these persons are built so as to husbandly utilize the support that would be given them through the Disability.

### **White Clay Mining (Geophagic Clay) and processing**

White Clay business activities are very common scenes in almost all communities in the district. (Mining, cleaning milling, molding drying, bagging and exporting).

**Mining:** The white clay is mined in the hills all over Anfoega and it is dominated by men using a method that can be described as deep shaft system some as deep as 40 feet with the help of long ladders supported with prop sticks. A vertical tunnel from the top down into the earth to access the mineral. At a depth of concentration deposits, the mine begins to branch out to all directions horizontally some extending to about meters. The mined materials are begged in sacks and passed back to one after the other till it gets to the surface.

**Cleaning:** The mind clay is spread for cleaning by removing thrush from the pure clay there by making it wholesome.

**Milling:** The cleaned clay is milled in machines.

### **Income of households**

The District is agrarian, it is therefore expected the majority of households' income is derived from agriculture. (85 %), basically crop farming and livestock rearing. 7% and (8%) for fishing.

### **Expenditure Pattern of Household's**

Analysis of expenditure patterns of household's in the District shows that an average person in District spends 19.5 percent of his income monthly on food and the least which is 1.4 percent is spent on funeral and water. The table below summarizes the expenditure pattern of the people of the District.

**Table 3.1: Showing Expenditure of the people in the District**

| <b>Items</b>   | <b>PERCENTAGES</b> |
|----------------|--------------------|
| Food           | 19.5               |
| Education      | 18.9               |
| Clothing       | 7.5                |
| Health         | 6.0                |
| Transportation | 5.3                |

|                       |     |
|-----------------------|-----|
| Housing               | 3.4 |
| Farming               | 9.4 |
| Livestock rearing     | 7.6 |
| Funeral               | 1.4 |
| Business              | 4.1 |
| Donations/remittances | 2.7 |
| Religion              | 1.6 |
| Energy                | 3.4 |
| Water                 | 1.4 |
| Savings               | 7.8 |
| TOTAL                 | 100 |

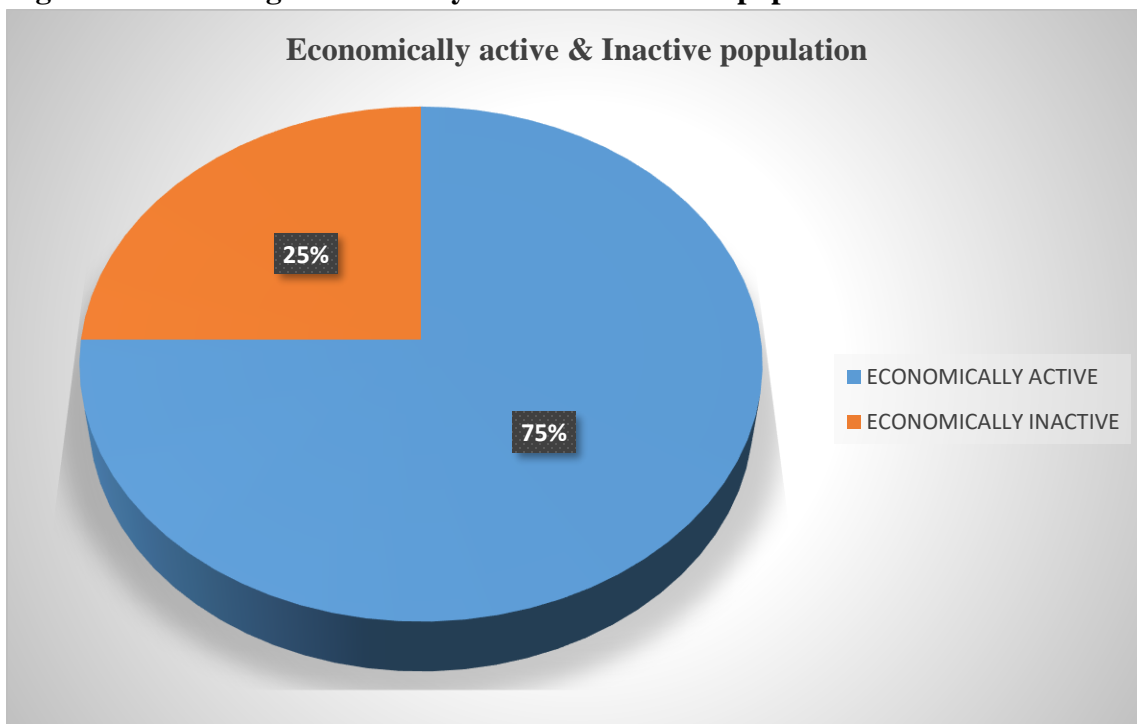
*Source: DPCU, 2017*

### **Economically active and inactive population**

Economically inactive people according to the international labor organization are basically those who are not part of the labor force of an economy. Hence they are neither employed nor unemployed. The economically active people on the other hand are the part of the population of either sex who furnish the supply of labor for the production of economic goods and services. The ratio of former to the latter is known as dependency ratio which gives a measure of the pressure on the productive population and the consequent productivity growth of the economy. Approximately 75% and 25% of the population aged 15-64 years, are economically active and inactive, respectively. This depicts an economic dependency ratio of about 33%, which means that for every 100 persons who are economically active, there are 33 dependents (economically inactive) to be taken care of. A lower dependency ratio is more likely to increase productivity/growth and vice versa. A rise in the productive population will increase productive capacity and could lead to a higher long run trend rate of economic growth. The North Dayi district can be said to have a low dependency ratio and therefore a decreased burden on the economy as well as the working populace. Nonetheless, there is the need to develop means to

increase the productive population in order to further decrease the economic dependency ratio. Figure 1.6 shows percentage of economically active and inactive population in the District.

**Figure 1.6: Showing economically active and inactive population in the District.**



*Source: 2010 PHC*

### **Occupation (major economic activities in the District)**

The major economic activities in the District are grouped into three; service/commerce, agriculture and industrial activities. From the table, the major activities performed under the service category include baking, catering, dressmaking, carving and quarrying. The majority of the population involved in this sector are females; about 70% retail services, trade and craft related works and transportation services. Those under the industry category are cassava and fruit juice processing and saw mill operating services. Under agriculture, about 22% males and 18% females are into farming, livestock rearing and fish farming.

**Table 3.2: Showing Major economic activities in the District – Services, Agriculture and Industry**

| Occupation category | Proportion of pop. (%) |        | List Specific activity        | Proportion of pop. (%) |        |
|---------------------|------------------------|--------|-------------------------------|------------------------|--------|
|                     | Male                   | Female |                               | Male                   | Female |
| Service/commerce    | 30                     | 70     | Bakery                        | 15                     | 85     |
|                     |                        |        | Catering                      | 20                     | 80     |
|                     |                        |        | Dressmaking/Tailoring         | 30                     | 70     |
|                     |                        |        | Beautician/Barbering          | 40                     | 60     |
|                     |                        |        | Carving                       | 85                     | 15     |
|                     |                        |        | Quarry                        | 80                     | 20     |
| Agriculture         | 70                     | 30     | Mango Plantation              | 80                     | 20     |
|                     |                        |        | Pineapple Plantation          | 80                     | 20     |
|                     |                        |        | Dry season Irrigation farming | 75                     | 25     |
|                     |                        |        | Vegetable farming             | 70                     | 30     |
|                     |                        |        | Fish farming                  | 60                     | 40     |
|                     |                        |        | Rice Plantation               | 70                     | 30     |
| Industry            | 40                     | 60     | Pottery                       | 80                     | 20     |
|                     |                        |        | Fish preservation (Mongering) | 60                     | 40     |
|                     |                        |        | Welding                       | 100                    |        |
|                     |                        |        | Carving                       | 85                     | 15     |
|                     |                        |        | Blacksmithing                 | 100                    |        |
|                     |                        |        | Canoe carving                 | 100                    |        |

Source: KNUST/LGS needs assessment, 2017

### **Agricultural Sector growth**

According to the 2010 PHC, 46.8% of the working population are engaged in the sector. Households in agriculture refer to households with at least one member engaged in one agricultural activity or another. There are 10,230 households in the District and 6,849 (67.0%) of them are involved in agriculture.

The District has substantial agricultural resources, which includes large expands of land suitable for agriculture, pack house, River Dayi and the Volta lake which is potential for fish farming

### **Food production and security**

Food crops such as maize, rice, plantain, cassava, yam, and other vegetables especially garden eggs are the major crops cultivated in the District although mostly grown on subsistence level. Annual production varies with the rainfall pattern and the level of soil condition and production technology. Crop production is largely rain-fed, and traditional technology of production continues to dominate the sector with peasant farmers using simple tools such as hoes and cutlasses. In addition agricultural mechanization is very low. The average land holding per farmer is relatively low and is about 0.5ha.

Table 3.3 below illustrates the major production areas in the district.

**Table 3.3: Showing Productions of Major Food Crops & Production Areas**

| Crop       | Annual Production in Metric Tonnes |      | Major production Areas                                       |
|------------|------------------------------------|------|--|
|            | 2016                               | 2017 |  |
| Maize      | 2500                               | 2700 | Vakpo, Aneta, Yordanu-Nu, Ando, Awate, Wusuta, Aveti         |
| Cassava    | 3850                               | 3950 | Aneta, Yordanu-Nu, Wusuta, Tsrukpe Tota, Aveme, New Adomi    |
| Yam        | 6620                               | 6750 | Yordan-Nu, Vakpo, Aveti, Wadamaxe, Awate, New Adomi, Wusuta  |
| Garden egg | 4450                               | 4800 | Aneta, Vakpo, Yordan-Nu, Vakpo Dunyo, New Adomi, Vakpo Todzi |
| Rice       | 32                                 | 36   | Wadamaxe, Sabadu Tornu, Awate Tornu, Wusuta Tornu, Vakpo     |
| Groundnut  | 10                                 | 12   | Wusuta, Awate, Sabadu  |
| Cowpeas    | 12                                 | 14   | Yordan-Nu, Awate   |

*Source: MOFA, North Dayi, 2017*

The limitations in the agriculture sector particularly with the decline in the soil fertility and low mechanization account for the persistence of poverty in the district.

### **Cash crops**

The main cash crops grown in the District are coffee and cocoa which are mostly grown in the high rainfall areas of Wusuta, Tsrukpe and Botoku.

### **Non-Traditional Crops**

Non-traditional export crops have emerged recently in the District and have a great potential to growing the local economy. The main crops under cultivation are Mangoes and Pineapples. The productions of these crops are on a large scale plantation for the export market and at the same time providing employment for the youth in the District.

### **Fishing industry**

The sectors provides employment for about 8% of the working population under the agricultural sector. The fishing is the dominant occupation of thousands of people in the 29 communities in the District living along the Volta Lake. Fishing is therefore carried out along the entire southern border stretching over 80km along the Volta Lake. The major fishing communities include Awate Tornu, Wusuta Kpebe and Botoku. Some fishing also takes place on the River Dayi.

However, fishermen in the sector still rely on outmoded and illegal fishing methods such as “Adranyi”, “Atidza”, Bamboo, “Zugu”, and “Agbodor” which account for the depletion of the Lake resources hence affecting the sustainability of fishing in the District.

### **Agriculture Extension Services/Farmer Based Organisation (FBO)**

There are about seven (7) Agric Extension Agents with Agric Extension Agent to farmer ratio of 1:3800 farmers as against the standard of 1:1000 farmers. This implies that, the farmers may not be able access to extension services as expected which could affect the output of agriculture in the District

Furthermore, there are thirty four (34) major Farmers Based Organizations (FBO’s) identifiable in the District each with varied membership and group type.

Table 3.4 below gives details of the type of FBO’s in the District and their membership level.

**Table 3.4: Showing Details of Farming Groups Formed in the District**

| S/N | TYPE OF FARMING GROUP | NUMBER OF GROUPS | MEMBERSHIP |            |            |
|-----|-----------------------|------------------|------------|------------|------------|
|     |                       |                  | MALE       | FEMALE     | TOTAL      |
| 1   | Crop production       | 28               | 459        | 362        | 821        |
| 2   | Animal production     | 1                | 5          | 7          | 12         |
| 3   | Processing            | 4                | 33         | 64         | 97         |
| 4   | Marketing             | 1                | 6          | 12         | 18         |
|     | <b>Total</b>          | <b>34</b>        | <b>503</b> | <b>445</b> | <b>948</b> |

*Source:* District Directorate of Agriculture, 2017

### **Land Management/Land Tenure Systems**

Land in the District is generally owned and managed by communities, families, clans as well as private individuals. The family heads and elders who hold the land in trust for the family can be approached for access to development lands.

The above notwithstanding, the District Assembly can use the appropriate legislative instruments (LI) to acquire land for development in the interest of the public.

### **Livestock and Keepers**

According to the 2010 PHC Livestock rearing is the second most important agricultural activity in the District; a total number of 56,359 livestock are reared in the District. There are 5,097 livestock keepers with an average of 11.1 animals per keeper.

Moreover, there are two commercial livestock farms in the District. These are indicated in table 3.5 below;

**Table 3.5: Showing Commercial Poultry Farms**

| Name of Farm         | Location         | Livestock Type | Installed Capacity |
|----------------------|------------------|----------------|--------------------|
| 1. Daddy Farms       | Yordan-Nu        |                |                    |
| 2. Geoclara Ventures | Anfoega Gblenkor | Pigs           | 45                 |

*Source:* District Agriculture Department, 2017

### **Economic Fruit Tree Crop Production**

The relatively high annual rainfall of the district couple with deep soils of the forest areas put the district at a comparable advantage in the production of fruit tree crops. The District Agricultural Development Unit (DADU) assisted by the FORUM Project has established an economic tree nursery at Vakpo, Wusuta, Tsrukpe and Botoku where seedlings of mango, citrus, coconut, oil palm, and others like cola and avocado pear are being produced and sold to farmers. These serve as a buffer stock to promote tree crop production in the district.

### **Plantation Reserve**

As an agrarian district, North Dayi has large hectares of plantation which covers mountainous communities like, Awate, Aveme Tsyome-Sabadu, Wusuta Botoku, Tsrukpe etc. However, activities of illegal chainsaw operators, bush burning among others seems to affect our ecosystem. The Assembly has put in place stringent measures to curtail and mitigate their operations and preserve the forest.

### **Rural Informal Industrial Sector Employment**

The rural informal sector mainly involves agro-processing of cassava into chips and gari. Other agro processing activities include Palm oil extraction, and fish processing. The other activities that dominate the rural informal industrial sector are white clay mining (agatawey), welding, distilling wood carving, pottery, and weaving.

The technologies used still depend on the traditional approach with low labour productivity and low quality product.

### **Tourism**

There are a number of impressive tourism potentials including natural environmental heritage, historical heritage, cultural heritage and other attractions.

### **Historical Heritage**

North Dayi poses some few historical places. Among them are ; tomb like structure at Afotrokpetta in Wusuta, Old Implements and some foot prints believed to be for settlers centuries ago, a wooden house located in a baobab tree in Vakpo among others.

### **Revenue source of the District**

The major sources of revenue to the Assembly are the District Assembly Common Fund (DACF), District Development Facility (DDF) and Internally Generated Fund (IGF). Other funding sources include donor funds mainly from UNICEF and other GOG transfers. The Assembly is equally awaiting to benefit from governments “One Million Dollars” funds for all constituencies in the country.

## **NUTRITION**

### **Surveillance System**

Nutritional status of children is normally assessed and monitored monthly during the years. There seem to be a general improvement in the infant nutritional level. Averagely, malnutrition (underweight) cases in the district consist of 6% of nutritional cases.

In June, 2017 out of a total of 1,845 children assessed, 97.5% were having normal weight for their age, while 2.5% were underweight in different degrees i.e. moderate and severe. Furthermore, in October, 2017 out of a total of 1,595 children assessed, 96.8% were of normal weight while 3.2% were malnourished. However, in December, 2017, out of a total of 1,901 children assessed, 89.5% were normal while 10.5% were malnourished.

The improvement in malnutrition cases in the district could be attributed to the proper counseling being given to mothers on complementary feeding practices, and also the new growth chart also categorizes mildly underweight children (-1 z-score) as normal .hence the increased in normal cases to about 80%.

Table 3.6 below indicates the nutritional status of children from January to December, 2017 in the District.

**Table 3.6: Summary of the Nutritional Status Analysis**

| <b>Month</b> | <b>Total No. of children Assessed</b> | <b>Normal (%)</b> | <b>Malnourished (%)</b> |
|--------------|---------------------------------------|-------------------|-------------------------|
| January      | 1755                                  | 90.7              | 9.3                     |
| February     | 1809                                  | 94.6              | 5.4                     |

|           |      |      |      |
|-----------|------|------|------|
| March     | 1745 | 95.0 | 5.0  |
| April     | 1822 | 92.2 | 7.8  |
| May       | 1806 | 92.7 | 7.3  |
| June      | 1845 | 97.5 | 2.5  |
| July      | 1811 | 95.7 | 4.3  |
| August    | 1866 | 94.9 | 5.1  |
| September | 1826 | 90.6 | 9.4  |
| October   | 1595 | 96.8 | 3.2  |
| November  | 1956 | 92.1 | 7.9  |
| December  | 1901 | 89.5 | 10.5 |

Source: North Dayi District Health Directorate, 2017

### Challenges with nutrition in the District

- Non-adherence to iodated salt usage.
- High poverty levels by families.
- Non-adherence to the nutritional needs of children by both parents.
- High level of ignorance by both parents

## SOCIAL SERVICES

### Education

#### Educational Facilities

There are six (6) educational circuits in the District made up of forty two (42) pre-schools, forty two (42) Primary Schools, thirty (30) Junior High Schools, two (2) Senior High Schools and one (1) Senior High and Technical Institute and one Vocational School in the district as shown in the table below.

**Table 3.7: Distributions of Basic Schools**

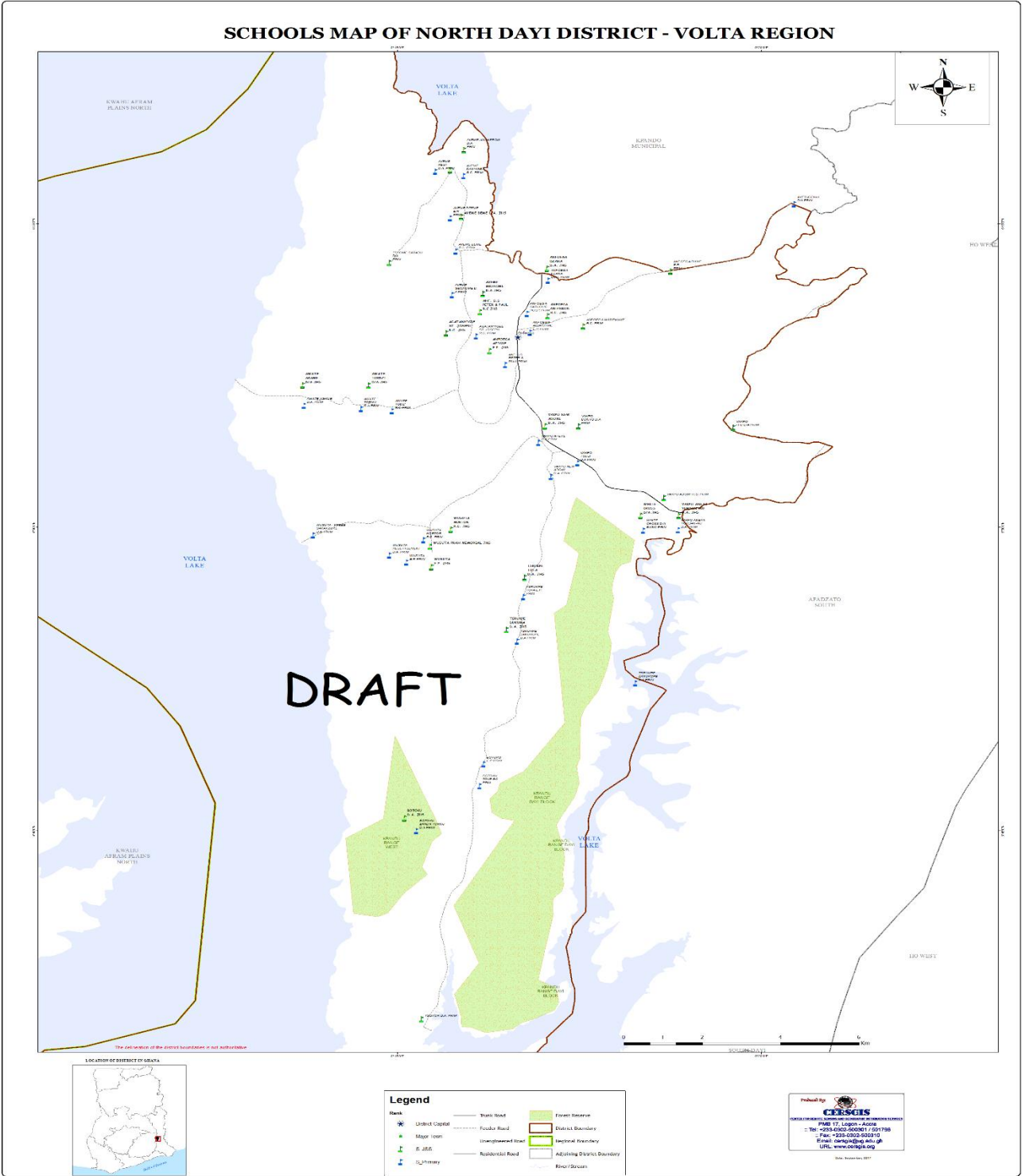
| Circuit      | Pre- School |         | Primary   |         | J H S     |         | SHS/TECH |         |
|--------------|-------------|---------|-----------|---------|-----------|---------|----------|---------|
|              | Public      | Private | Public    | Private | Public    | Private | Public   | Private |
| Anfoega      | 6           | 1       | 6         | 1       | 5         | 1       | 1        | -       |
| Vakpo        | 8           | 2       | 8         | 2       | 5         | 2       | 2        | -       |
| Bume-Awate   | 5           | -       | 5         | -       | 4         | -       | -        | -       |
| Wusuta       | 4           | 1       | 4         | 1       | 3         | 1       | -        | -       |
| Botoku       | 7           | -       | 7         | -       | 4         | -       | 1        | -       |
| Aveme        | 7           | 1       | 7         | 1       | 4         | 1       | -        | -       |
| Sub- Total   | 37          | 5       | 37        | 5       | 25        | 5       | -        | -       |
| <b>TOTAL</b> | <b>42</b>   |         | <b>42</b> |         | <b>30</b> |         | <b>3</b> |         |

Source: GES, North Dayi, 2017

Figure 1.7 provides details of schools in the District.

**Figure 1.7: Showing schools in the District**

# SCHOOLS MAP OF NORTH DAYI DISTRICT - VOLTA REGION



## Ownership of Schools

**Table 3.8: Showing Ownership of Schools by Levels**

| Ownership level | Public | %     | Private | %    | Total | %   |
|-----------------|--------|-------|---------|------|-------|-----|
| Kindergarten    | 37     | 90.2  | 4       | 9.8  | 41    | 100 |
| Primary         | 37     | 90.2  | 4       | 9.8  | 41    | 100 |
| J H S           | 27     | 87.1  | 4       | 12.9 | 31    | 100 |
| S H S           | 3      | 100.0 | -       | -    | 3     | 100 |
| Total           | 104    | 91.9  | 12      | 23.9 | 116   | 100 |

*Source: Ghana Education Service, Anfoega 2017*

The data revealed that there are a total of 54 public schools representing 93.1% of the educational infrastructure in the District. This clearly shows that the public sector contributes more than the private sector as far as provision of educational infrastructure in the District is concerned. The private sector on the other hand, is lagging behind with about 20%. In addition to the information presented above, Botoku currently instituted a Community Development Technical School. Government is therefore, making the necessary arrangement to absorb (accreditation) it into the Ghana Education Service System.

**Table 3.9: Showing Enrolment Levels by Sex**

| Level        | Females | %     | Males | %     | Total  | Male- Female Ratio |
|--------------|---------|-------|-------|-------|--------|--------------------|
| Kindergarten | 1180    | 48.46 | 1255  | 51.54 | 2435   | 1:0.94             |
| Primary      | 2816    | 49    | 2930  | 51    | 5746   | 1:0.96             |
| JHS          | 1100    | 46    | 1310  | 54    | 2410   | 1:0.84             |
| SHS          | 1149    | 52.3  | 1049  | 47.7  | 2198   | 1:1                |
| Total        | 6,245   | 48.94 | 6544  | 51.06 | 12,789 | 1:0.94             |

*Source: Ghana Education Service, Anfoega -2017*

The school drop- out rate for the 2014/2017 academic year is 6.6% for primary schools and 24.6% for JHS. Lack of parental care, poverty; early marriages as well as lack of awareness of value for education are the very root cause of high drop-out rate at the JHS level.

Though the participation of both sexes is high at both Primary and JHS, the dropout rate for girls is more pronounced at all levels of academic progression. Incidences of dropout rate especially on

the part of girls in the District have been attributed to several reasons including the excessive household chores undertaken by girls, the inability of parents to meet the school needs of girls,

The School Participation Rate (SPR) shows the proportion of the District's population of the school-going age who are actually in school. In Pre- schools, the age has been pegged at between 0-5 that of Primary school is 6-11 years while it is 12-15 in JHS. The tables below show the school participation rate for the various levels.

### **School Infrastructure**

The mere existence of schools is a key determinant of access to education. The District has 41 primary schools, 32 Junior High Schools (JHS), 41 kindergartens and 3 Senior High Schools (SHS). Most of the educational facilities (75 %) are owned and managed by the government. In terms of location, Primary schools are the most widely distributed educational facilities in the District. Some of them have very good infrastructure



Picture of a good school infrastructure (Kpebe Sakakyere D/A Primary School)

However, infrastructure of some of the primary schools in the District is in a deplorable state. Some of the primary schools have 6-unit sheds and bamboo walls. Furthermore 15% of the Kindergartens are under trees and 9% are in a temporal (Borrowed) structure because of the unavailability of adequate accommodation facilities.

### **Teacher – Pupil Ratio**

The teacher-pupil ratio is an indicator used to assess the adequacy of teachers in relation to pupils. The current teacher-pupil ratio in the public schools in the District does not completely

differ from the national standard teacher pupil ratios at the primary, JHS and at the SHS levels as shown in Table.

**Table 4.0: Showing Teacher – Pupil Ratio**

| Level        | National | North Dayi |
|--------------|----------|------------|
| Kindergarten | 1:30     | 1:25       |
| Primary      | 1:35     | 1:23       |
| JHS          | 1:24     | 1:12       |
| SHS          | 1:20     | 1:13       |

*Source:* Ghana Education Service, Anfoega 2017 EMIS

From table 4.0 above, it has been empirically observed that one teacher is to cater for twenty five pupils at the Kindergarten level. This figure is below that of the stipulated national target of 1:30. The ratio may be due to government policy that requires the establishment of kindergarten attached to every primary school. To this end, more hands are required to effectively satisfy the overwhelming academic need of the pupils.

Analysis of the pupil-teacher ratio at the primary level shows that one teacher is to handle a class size of twenty-three. This figure differs so much from the national figure of 1:35. It may imply that almost sufficient number of teachers have been posted to the primary school therefore more Ghanaian school going age children can be enrolled into the primary school.

One teacher is to instruct twelve pupils at the JHS level shows a much deficit on enrollment, a ratio below that of the national target. This means that enough teachers might have been posted to the JHS.

The Senior High School level records a ratio of one teacher to 13 students. This is below the national target of 1:20 as shown in the table above. This might be due to the fact that most teachers come back to the classroom after completing their further studies of which number of them was posted back to the District.

These ratios in primary, JHS and SHS appear manageable and could enhance the attention given to pupils and students. This makes the classroom more conducive for learning as teachers would have ample time to address the individual academic problems of pupils and students.

## **Staffing**

The District has a total number of 680 teachers. Seventy three percent (73.4 %) of this number are trained. Most of the untrained teachers (27.9%) and (78.3%) teach at the pre-school and primary school levels respectively.

**Table 4.1: Showing No. of Trained and Untrained Teachers**

| Level        | No. of schools/college | Trained |       | Untrained |       | Total |     |
|--------------|------------------------|---------|-------|-----------|-------|-------|-----|
|              |                        | No.     | %     | No.       | %     | No.   | %   |
| Kindergarten | 37                     | 18      | 21.7  | 65        | 78.3  | 83    | 100 |
| Primary      | 37                     | 271     | 72.1  | 105       | 27.9  | 376   | 100 |
| JHS          | 27                     | 219     | 82    | 48        | 18    | 267   | 100 |
| SHS          | 3                      | 179     | 86    | 28        | 14    | 200   | 100 |
| Total        | 167                    | 680     | 261.8 | 246       | 138.2 | 926   | 100 |

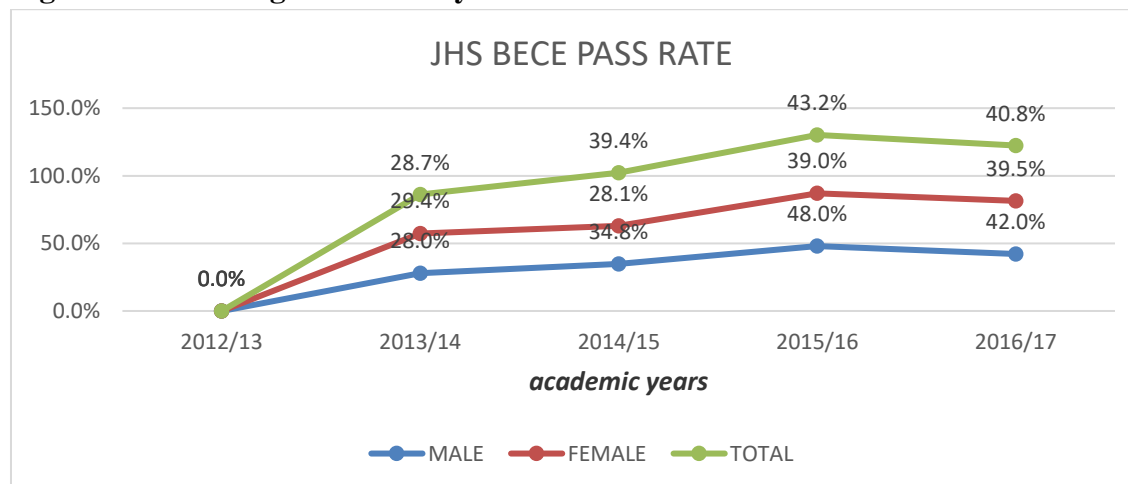
Source: Ghana Education Service, Anfoega (2017) EMIS

### School Performance Assessment Meeting (SPAM)

To help diagnose the problem of poor performance of pupils, SPAM was introduced and operational in the District. This was annually organized for the four stakeholders of education (Parents, Government, Students and Teachers) who meet to identify causes of poor performance of pupils. From the problem, solutions are recommended for effective service delivery.

### BECE ANALYSIS

**Figure 1.8: Showing BECE Analysis**



From figure 1.8 above, BECE pass rate for males has increased by (28% - 34.8%) 6.8% between 2013/14 and 2014/15 and increase to 48.0% but decrease to 42.0% with a difference of 6% under the year of review and that of the girls has decreased by (29.4% - 28.1%) 1.3% between 2013/14 and 2014/15 and increase to 39% and 39.5% under the year of review. The directorate could not achieve its target of 50% for males and 45% as spelt out in its Annual District Operational Plan (ADEOP). However the dramatic fall came as a result of inadequate preparation of pupils ahead of the BECE exams such as mock and pre-mock examinations and teacher's motivation. Parents and other stakeholders are therefore encouraged to support these activities to improve future BECE performance.

### **Non-Formal Education.**

Apart from the formal education, the Ministry of Education also provides non-formal education to adults through the Non-Formal Education Division of the Ministry. The activities of the division in the district are focused on promoting functional literacy, providing civic education and in training of people in income generating activities.

### **Education Support**

Education sector is supported by various interventions in terms of school infrastructure, furniture, teaching and learning materials. The support mainly come from the European Union (EU) , Department of International Development (DFID), USAID, GETfund , HIPC fund, VRA Resettlement Fund and the District Assembly Common Fund

### **Sports Development**

Sports development in the district is generally low and is centered only on football promotion as a single discipline. The district does not have a stadium but rely on pitches of various schools which are less standard in the event of sporting activities.

Educational sports activities also are pronounced in the district. Apart from football, there are other disciplines which are athletics, Volley ball, etc. but these are annual events on the academic calendar. There is also the need to promote sport as part of health care promotion if the district is to achieve the health objectives and to enhance unity among its people.

### **Health Care**

#### **Health Facilities and Personnel**

The general health conditions in the district can be said to be improving over the years. The access to health care remains relatively good except for the Volta basin island communities. The district has fifteen (15) health facilities made up of one (1) mission hospital at Anfoega, seven

(7) health centres (Aveme Danyigba, Wusuta, Awate, Tsyome Sabadu, Botoku, Tsruckpe, Vakpo) and seven (7) CHPS Zones (Anfoega Bume, Tokomi, Wadamaxe, Beme, Jordan-Nu, Kpebe, Tsoxor).

**Table 4.2: Showing health Facilities and Personnel**

| Type/Name of health facility | Location | No. of personnel at post | No. of personnel at post required |
|------------------------------|----------|--------------------------|-----------------------------------|
| Vakpo Health Centre          | Vakpo    | 18                       | 36                                |
| Tsruckpe Health              | Tsruckpe | 4                        | 6                                 |
| Botoku Health Centre         | Botoku   | 3                        | 7                                 |
| Wusuta Health Centre         | Wusuta   | 5                        | 8                                 |
| Aveme-Danyigba Health Centre | Aveme    | 4                        | 6                                 |
| Sabadu Health Centre         | Sabadu   | 3                        | 6                                 |
| Awate Health Centre          | Awate    | 4                        | 6                                 |
| Beme CHPS Compound           | Beme     | 3                        | 6                                 |
| Jordanu CHPS                 | Jordanu  | 4                        | 6                                 |
| Wadamaxe CHPS                | Wadamaxe | 4                        | 6                                 |
| Akukome CHPS                 | Anfoega  | 2                        | 6                                 |

|                     |         |   |   |
|---------------------|---------|---|---|
| Tokorme CHPS        | Tokorme | 4 | 6 |
| Kpebe CHPS          | Kpebe   | 3 | 6 |
| Bume CHPS           | Bume    | 2 | 6 |
| Anfoesec CHPS       | Anfoega | 3 | 6 |
| Beme CHPS           | Beme    | 3 | 6 |
| Tsorxor CHPS        | Tsorxor | 3 | 6 |
| Vakpo Fodome CHPS   | Vakpo   | 1 | 5 |
| Vakpo Dunyo CHPS    | Vakpo   | 2 | 5 |
| Vakpo Gborxome CHPS | Vakpo   | 2 | 5 |
| Vakpo Todzi         | Vakpo   | 2 | 5 |
| Gadze CHPS          | Wusuta  | 2 | 5 |
| Tsorkpeta CHPS      | Wusuta  | 2 | 5 |
| Kpodzi CHPS         | Botoku  | 1 | 5 |
| Awate Todzi CHPS    | Awate   | 1 | 5 |
| Awate Agame CHPS    | Awate   | 2 | 5 |
| Sabadu CHPS         | Sabadu  | 1 | 5 |
| Resettlement CHPS   | Aveme   | 1 | 5 |
| Danyigba CHPS       | Aveme   | 1 | 5 |
| Sabadu CHPS         | Sabadu  | 1 | 5 |

Source: DHD, 2017

## Staff Strength

The staff strength in the district as follows made up of the under listed categories.

**Table 4.3: Showing District Health Staff Strength**

| <b>Designation</b>                        | <b>No. present in 2014</b> | <b>No. required</b> | <b>No. present in 2015</b> | <b>No. required</b> | <b>No. present in 2016</b> | <b>No. required</b> | <b>No. present in 2017</b> | <b>No. required</b> |
|---|----------------------------|---------------------|----------------------------|---------------------|----------------------------|---------------------|----------------------------|---------------------|
| Doctor                                    |                            |                     |                            |                     |                            |                     |                            |                     |
| District Director of Health Services      |                            |                     |                            |                     | 1                          | 1                   | 1                          | 1                   |
| Principal Nursing Officer (Public Health) |                            |                     |                            |                     | 1                          | 2                   | 1                          | 2                   |
| Medical Assistant                         |                            |                     |                            |                     | 1                          | 6                   | 1                          | 6                   |
| Midwives                                  |                            |                     |                            |                     | 10                         | 36                  | 11                         | 36                  |
| Comm. Health Nurses                       |                            |                     |                            |                     | 47                         | 85                  | 44                         | 85                  |
| Enrolled Nurses                           |                            |                     |                            |                     | 19                         | 75                  | 23                         | 75                  |
| Field Technicians                         |                            |                     |                            |                     | 3                          | 7                   | 3                          | 7                   |
| Dispensing Assistant                      |                            |                     |                            |                     | 1                          | 7                   | 1                          | 7                   |
| Health/Ward Assistants                    |                            |                     |                            |                     | 0                          | 7                   | 0                          | 7                   |
| Lab. Technicians                          |                            |                     |                            |                     | 1                          | 7                   | 1                          | 7                   |
| Laboratory Asst.                          |                            |                     |                            |                     | 1                          | 7                   | 1                          | 7                   |
| Recorders/Biostat Asst.                   |                            |                     |                            |                     | 0                          | 7                   | 0                          | 7                   |
| Mental Health Nurses                      |                            |                     |                            |                     | 7                          | 10                  | 7                          | 10                  |
| Health Promotion                          |                            |                     |                            |                     | 1                          | 7                   | 1                          | 7                   |

|                         |  |  |  |  |   |    |   |    |
|-------------------------|--|--|--|--|---|----|---|----|
| Officer                 |  |  |  |  |   |    |   |    |
| Disease Control Officer |  |  |  |  | 1 | 2  | 1 | 2  |
| Nutrition Officer       |  |  |  |  | 2 | 7  | 2 | 7  |
| Finance Officer         |  |  |  |  | 1 | 7  | 1 | 7  |
| Orderly                 |  |  |  |  | 3 | 17 | 3 | 17 |

Source: DHD, 2017

The quality of health care continue to improve however the inadequacy of equipment, drugs, other logistics and staff are the major challenges facing the health sector in the District. The Medical Officer-population ratio is 1: 13,304 while the Nurse-Population ratio is 1:634. However, there are other supporting staffs for these categories of health professionals to ease the pressure.

The above imply that, there is undue pressure on the staff of the sector, hence reducing the quality time a doctor and patient must have.

### Incidence of diseases

**Table 4.4: Showing list of major diseases by prevalence**

| Ranking | Diseases                           | Cases | Percentage (%) |
|---------|------------------------------------|-------|----------------|
| 1       | Uncomplicated Malaria              | 10724 | 20.8           |
| 2       | Upper Respiratory Tract Infections | 3934  | 7.6            |
| 3       | Rheumatism & Other Joint Pains     | 3913  | 7.6            |
| 4       | Intestinal Worms                   | 2279  | 4.4            |
| 5       | Anaemia                            | 2031  | 3.9            |
| 6       | Skin Diseases                      | 1849  | 3.3            |
| 7       | Diarrhoea Diseases                 | 1718  | 3.3            |

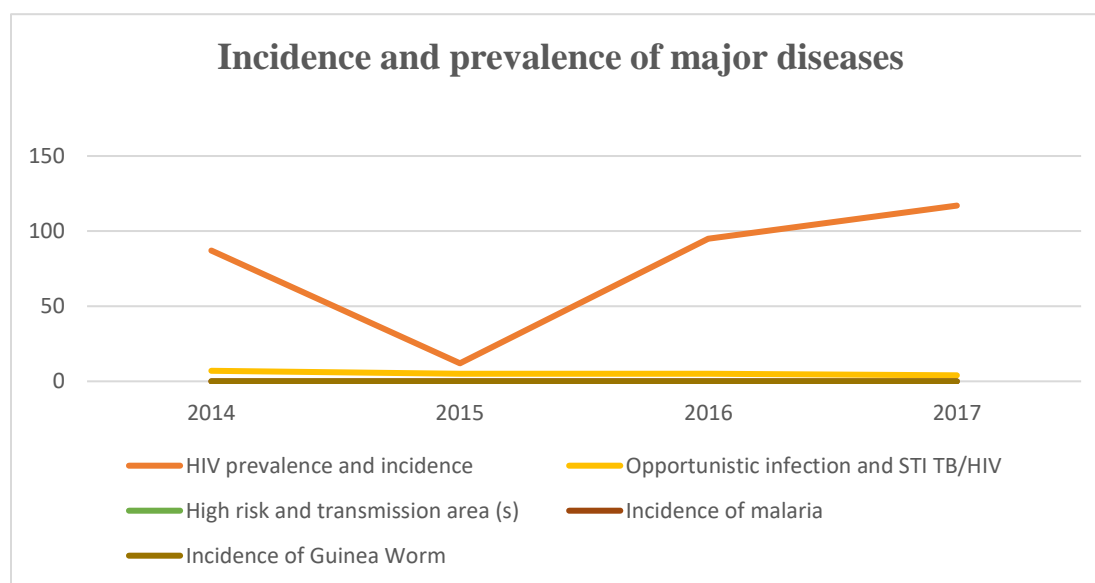
|    |   |      |     |
|----|---|------|-----|
| 8  | Acute Urinary Tract Infection               | 1232 | 2.4 |
| 9  | Pregnancy Related Complications             | 848  | 1.6 |
| 10 | Pyrexia of unknown origin PUO (Not malaria) | 662  | 1.3 |

Source: DHD, 2017

### Prevalence of major diseases in the District

Figure 1.9: Prevalence/Incidence of HIV, Malaria and Guinea worm

Figure 1.9: Showing incidence and prevalence of major diseases



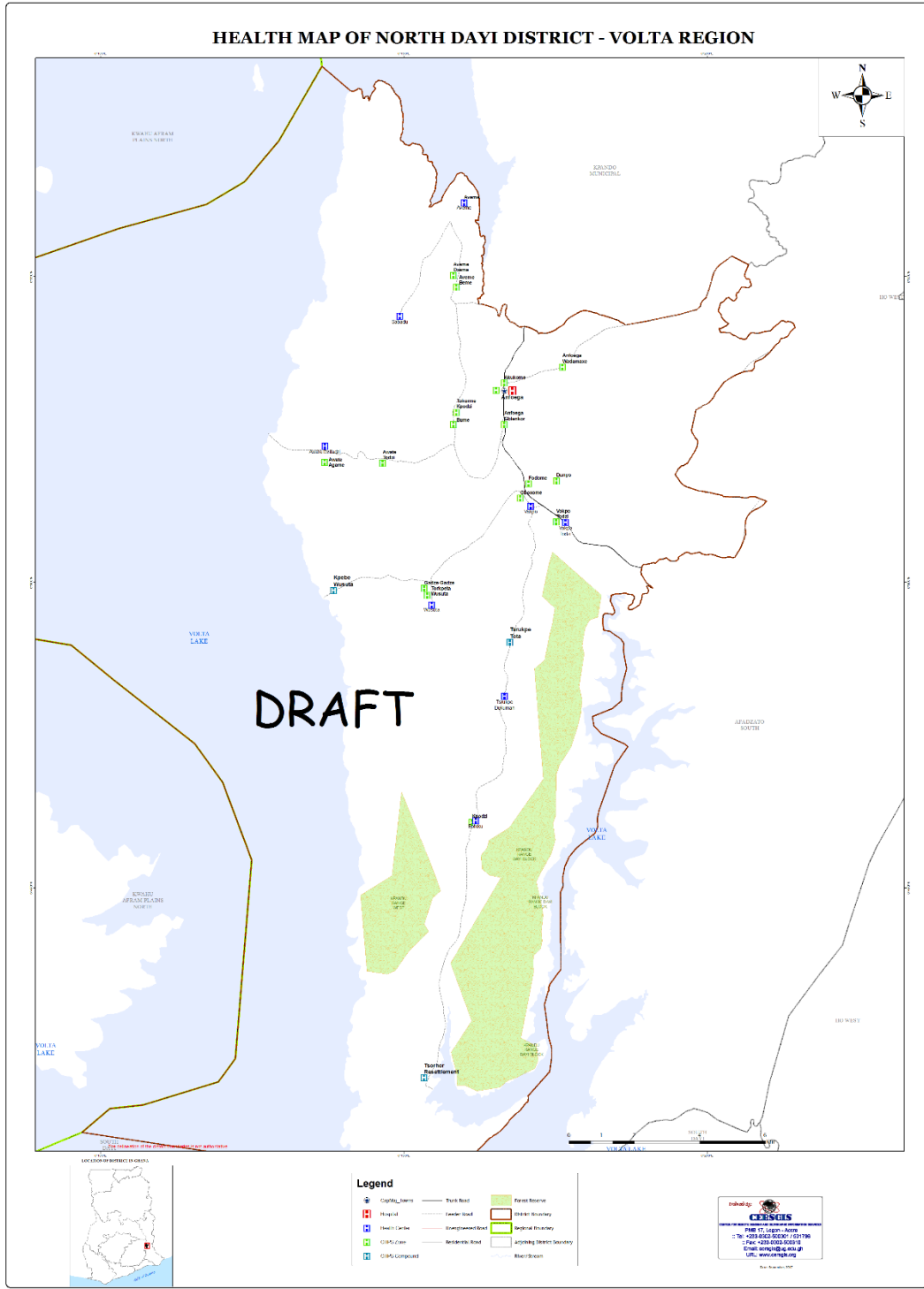
Source: DHD, 2017

### Access to health facilities

North Dayi District is relatively served with health facilities within its areas of jurisdiction. However, several factors has contributed to the current state of these facilities.

Figure 2.0 provide detailed map of health facilities across the six area councils

**Figure 2.0: Showing health map of the District**



## MORBIDITY AND MORTALITY

### Top Ten causes of morbidity and mortality

The top ten diseases structure has experienced some epidemiological changes with malaria topping the list and accounting for 40.8% for 2016 and reducing to 30.3% in 2017. However, hypertension increased from 13.0% in 2016 to 21.4% in 2017 as the second top disease causing morbidity in the District.

The details are outlined in the table 4.5 below.

**Table 4.5: Top Ten Causes of OPD Morbidity in the North Dayi District (2016/2017)**

| 2016             |       |      | 2017                            |       |      |
|------------------|-------|------|---------------------------------|-------|------|
| DISEASE          | Freq. | %    | DISEASE                         | Freq. | %    |
| Malaria          | 20052 | 40.8 | Malaria                         | 22684 | 30.3 |
| URTI             | 7997  | 16.3 | Hypertension                    | 16044 | 21.4 |
| Hypertension     | 6388  | 13.0 | URTI                            | 11961 | 16.0 |
| Anaemia          | 2919  | 5.9  | Rheumatism and Joint Pains      | 4706  | 6.3  |
| Intestinal worms | 2759  | 5.6  | Intestinal worms                | 3933  | 5.2  |
| Rheumatism       | 2486  | 5.1  | Anaemia                         | 3752  | 5.0  |
| Skin Disease     | 2298  | 4.7  | Skin Disease                    | 3738  | 4.9  |
| Diarrhoea        | 1595  | 3.2  | Malnutrition                    | 3651  | 4.9  |
| Acute UTI        | 1446  | 2.9  | Diarrhoea                       | 2603  | 3.5  |
| Malnutrition     | 1222  | 2.5  | Pregnancy Related Complications | 1879  | 2.5  |

Source: DHD, 2017

The above indicates that, malaria is the major OPD case in the District recording 40.8% and 30.3% of reported cases in 2016 and 2017 respectively. This was followed by URTI and hypertension.

It therefore implies that, conscious effort should be made by all stakeholders in the health sector to ensure that, adequate sensitization is carried out to the populace to be proactive and not reactive towards the disease.

**Table 4.6: Showing Top Ten Causes of Mortality in the North Dayi District (2016/2017)**

| 2016                   |      |      | 2017                   |      |      |
|------------------------|------|------|------------------------|------|------|
| DISEASE                | FREQ | %    | DISEASE                | FREQ | %    |
| Essential hypertension | 18   | 23.7 | Stroke                 | 13   | 19.4 |
| Anaemia                | 15   | 19.8 | Pneumonia              | 10   | 14.9 |
| Unspecified malaria    | 10   | 13.2 | Essential Hypertension | 9    | 13.4 |
| Pneumonia              | 10   | 13.2 | Unspecified malaria    | 6    | 9.0  |

|                               |           |            |                          |           |            |
|-------------------------------|-----------|------------|--------------------------|-----------|------------|
| Congestive heart failure      | 6         | 7.9        | Anaemia                  | 6         | 9.0        |
| Cardiovascular disease        | 5         | 6.6        | HIV/AIDS                 | 5         | 7.5        |
| Stroke                        | 3         | 3.9        | Normal HPT               | 5         | 7.5        |
| Sickle cell                   | 3         | 3.9        | Gastro Enteritis         | 5         | 7.5        |
| Asthma                        | 3         | 3.9        | Minor Anaemia            | 4         | 5.9        |
| Gastro intestinal haemorrhage | 3         | 3.9        | Congestive heart failure | 4         | 5.9        |
| <b>Total</b>                  | <b>76</b> | <b>100</b> | <b>Total</b>             | <b>67</b> | <b>100</b> |

Source: DHD, 2017

From table 4.6 above, essential hypertension was the leading cause of mortality in 2016 with a percentage of 23.7 whilst stroke was the sixth disease to have caused much mortality in the District. However, stroke became the first in 2017 with 19.4%.

It is worth noting that, in absolute terms, the frequency of occurrence of the top ten (10) causes of mortality reduced from 76 in 2016 to 67 in 2017.

## **HIV/AIDS:-**

### **Prevalence**

According to the 2003 Demographic and Health Survey, HIV Prevalence is very low among younger age groups as relatively few are infected during their youth (with exceptions of infants infected through their mothers). The infection levels are highest in middle income and middle educational groups, with the poor and unemployed less affected.

In 2016, a total of 587 patients were tested and eleven (11) were tested positive representing 1.9% of the total number of patients tested. Also, in 2017, 607 patients were tested and twelve (12) tested positive representing 1.9% of the total number of patients tested.

### **Challenges in the health sector.**

- Inadequate health professionals.
- Inadequate accommodation for health care workers.
- Deplorable state of some existing health facilities.
- Use of obsolete equipment at some facilities.

- High NHIS claims debt.
- Untimely release of funds.
- Donor fatigue.

## Information and Communication Technology (ICT):

Information Communication and Technology (ICT) focuses on the role of unified communication (telephone lines, wireless signals), computers, cell phones and other communication medium. It is regarded as one of the major significant components for socio-economic development of nations. The formulation and implementation of government policies and programs have contributed to expanding the population's access to ICT facilities.

### OWNERSHIP OF MOBILE PHONES

Mobile phone is becoming a necessity for everyday as it is a major means of communication with two persons far and near. Its convenience of communication helps in promoting business growth, hence facilitating jobs and wealth creation. With eventually, no fixed telephone lines in North Dayi, communication through mobile phones has become importance in daily lives in North Dayi for both business and individuals. In Ghana, there are six telecommunication companies but only three of them operates in N (as at 2010).

The Table shows that out of 28,094, persons aged 12 years and older in the District, 9,388 owned mobile phones. This implies that though there were more females than males, more males owned mobiles than females.

The relatively low ownership of mobile phones in the District was due the corresponding low coverage telecommunication reception in the District.

**Table 4.7: Showing Population 12 years and older by Sex, mobile phone ownership and internet facility usage**

| Population 12 years and older                                       |        |         | Population having mobile phone |         |        | Population using internet facility |  |
|---|--------|---------|--------------------------------|---------|--------|------------------------------------|--|
| ICT Indicators  | Number | Percent | Number                         | Percent | Number | Percent                            |  |
| Total   | 28,094 | 100.0   | 9,388                          | 33.4    | 677    | 2.4                                |  |
| Male  | 12,592 | 49.0    | 4,788                          | 3.8     | 439    | 3.5                                |  |
| Female  | 15,502 | 51.0    | 4,600                          | 29.7    | 238    | 1.5                                |  |
| Percentage of Population 12 years and older having mobile phone     |        |         |                                |         | 33.4   |                                    |  |
| Percentage of Population 12 years and older using internet facility |        |         |                                |         | 2.4    |                                    |  |

*Source:* Ghana Statistical Service, 2010 Population and Housing Census

## HOUSEHOLD OWNERSHIP OF FIXED TELEPHONE LINES

Ownership of desktop and laptop computers is essential for easy access to internet, electronic mail and other activities. The data shows that 1.7% of households have desktop/laptop computers in the District. There are more male headed household (2.3%) than female headed households (0.9%) that own desktop/laptop computers.

**Table 4.8: Households head by sex, ownership of desktop/laptop computers and fixed telephone lines**

| Sex of household head | Number of household | Household having desktop/laptop computers | percentage |
|-----------------------|---------------------|---|------------|
| Total                 | 10,230              | 169                                       | 1.7        |
| Male                  | 5,393               | 124                                       | 2.3        |
| Female                | 4,837               | 45  | 0.9        |

*Source:* Ghana Statistical Service, 2010 Population and Housing Census

## USE OF INTERNET

Internet has become a vital communication facility for people, business and organizations. The data reveals that only 2.4% of the District population 12 years and older have access to internet services. Out 12,592 males 12 years and older 35% use internet facility while 238 females accounting for 1.5% use internet facility.

### **Poverty, Inequality and Social Protection:**

The poor is defined as people who know what they want but cannot have them for lack of either access, or denial of access or lack of economic means because of sex, age, tribe, occupation, income level or social group. Some of their needs may be education, health, employment or representation in public life.

Poverty does not only relate to economic factors such as insufficient income, lack of assets and lack of access to decent jobs. Poverty also relates to social, political and cultural factors such as discrimination based on gender, ethnicity, caste, age or disability; lack of access to education and training; poor health; lack of representation; lack of empowerment; and vulnerability to shocks and crises

In North Dayi District, poverty manifests itself in quality of food and clothes dilapidated structures, poor sanitation, occasional outbreak of diseases.

Policies and programs geared towards the pro-poor would continuously be rolled out in various forms to help reduce poverty within the plan period. Some of these policies and programs are:

1. Financial Assistance to the Needy and Poor in society

2. Financial Assistance to People with Disability
3. Livelihood Empowerment Against Poverty (LEAP)
4. Ghana School Feeding Program (GSFP)

## **PERSONS WITH DISABILITY**

Persons with Disability (PWDs) is defined as those who were unable to or were restricted in the performance of specific tasks / activities due to loss of function of some part of the body as a result of impairment or malformation.

Persons with disabilities face a wide range of life challenges for the reason that disability in whatever form or type reduces an individual's ability to function to his/her full potentials.

Generally, persons with disability are marginalized and suffer from discrimination on account of their disability status. They are mostly regarded as less productive and not capable of contributing to development compared to their non-disabled counterparts. Accordingly, they are often seen as the burden on society in general and their families in particular.

Their unfortunate circumstances are often viewed as a curse or punishment. Furthermore, according to the summary World Report on Disability (World Health Organization 2011), persons with disability have poorer health status, lower education achievement, less economic participation and higher proportion of poverty than people without disabilities.

The 2010 population and housing census (PHC) indicates that out of a total of 2,402 people in the District, representing 6.0% of the population.

## **HIV/AIDS SERVICES**

**Table 4.9: Showing PMTCT**

| INDICATORS                  | 2014 | 2015 | 2016 |
|-----------------------------|------|------|------|
| Number of Mothers Counseled | 491  | 688  | 967  |
| Number of Mothers Tested    | 468  | 677  | 953  |
| Number Positive             | 66   | 14   | 12   |
| Babies on ARV               | 1    | 0    | 7    |
| Mothers on ARV              | 0    | 0    | 11   |

*Source: DHD, 2017*

Prevention of Mother to Child Transmission is a very important indicator in the life of both pregnant women and their unborn babies. GHS helped to provide HIV testing and counseling to

pregnant women and giving antiretroviral (ARV) drugs to mothers living with HIV and their infants throughout the maternal period-during antenatal care, labour and delivery, postpartum care and breastfeeding. This also includes community outreach and efforts to support partner involvement and testing.

### **Science, Technology and Innovation (STI):**

Science, technology and innovation has globalized the world and for that matter District Assemblies and their overall contribution towards the wholistic socio-economic development cannot be under-estimated both negatively and positively. Technological innovation is considered as a major force in economic growth of district assemblies in Ghana. However, changes in technological trends and breakthroughs in the district are as a result of low income levels and the inability of citizenry to use technology to impact their lives positively, affects and retards productivity.

### **Summary of Key Development Issues of GSGDA II**

Key development issues arising out of performance review and situational analysis of the District were linked and harmonized with issues of the Medium Term Development Policy Framework (2014-17). This is to ensure that there is harmony in the implementation of the District and national development policies and programmes.

**Table 5.0: Showing summary of key Issues development issues of GSGDA II**

| Thematic areas of GSGDA II   | Key Identified issues (as harmonised with inputs from the performance review, profiling and community needs and aspirations)  |
|--|---|
| Ensuring and Sustaining Macro-Economic Stability                                   | <ul style="list-style-type: none"> <li>• Weak supervision of revenue collectors</li> <li>• Non-updated revenue database               <ul style="list-style-type: none"> <li>• Weak linkage between Annual Action Plan, budget and implementation</li> </ul> </li> </ul>  |
| Enhancing Competitiveness of Ghana's Private Sector                                | <ul style="list-style-type: none"> <li>• Poor socio-economic infrastructure for the development of the private sector</li> <li>• Poor access to credit facilities</li> <li>• Low managerial and entrepreneurial skills</li> <li>• Lack of development and exploitation of tourism potentials</li> <li>• Absence of export promotion services</li> </ul> |
| Accelerated Agricultural Modernisation and Sustainable Natural Resource Management | <ul style="list-style-type: none"> <li>• Unfavourable land tenure system</li> <li>• Unpredictable weather conditions</li> <li>• Inadequate market facilities</li> <li>• Inadequate veterinary and extension services</li> <li>• Prevalence of primitive production technologies</li> <li>• inadequate access to credit</li> </ul>                       |

|  |  |
|--|--|
|  | <ul style="list-style-type: none"> <li>• Land degradation by timber operators</li> <li>• Persistent annual bushfires</li> <li>• Inadequate storage facilities</li> <li>• High cost of agricultural inputs</li> <li>• Lack of irrigational facilities</li> <li>• Poor road network</li> <li>• Use of inappropriate fishing methods</li> <li>• Lack of agro-processing industries</li> <li>• Inadequate mechanization services</li> </ul>  |
| Oil and Gas Development                        | Insufficient training and skills in oil and gas sector   |
| Infrastructure and Human Settlements           | <ul style="list-style-type: none"> <li>• Erosion</li> <li>• Undeveloped market infrastructure (Wusuta Kpebe)</li> <li>• Indiscriminate disposal of waste</li> <li>• Poor hygiene practices</li> <li>• Absence of layouts for development control</li> <li>• Inadequate electricity connection supply</li> <li>• Poor road network</li> <li>• Unreliable electricity power supply</li> <li>• Inadequate access to potable water</li> <li>• Inadequate ICT facilities</li> <li>• Poor enforcement of building regulations</li> </ul> <p>Inability of the Environmental Health Unit to prosecute</p>  |
| Human Development, Productivity and Employment | <ul style="list-style-type: none"> <li>• Poor educational infrastructure</li> <li>• High illiteracy rates</li> <li>• High school dropout rates especially among the female pupils</li> <li>• Inadequate number of trained teachers especially at the KG level</li> <li>• Low BECE performance</li> <li>• Huge gaps in geographical and financial access to quality healthcare (eg. Urban and rural as well as rich and poor)</li> <li>• Inadequate access to teaching and learning materials</li> <li>• Weak monitoring and supervision</li> <li>• High doctor-patient ratio</li> <li>• High nurse-patient ratio</li> <li>• Inadequate number of supporting health staff</li> <li>• Lack of residential accommodation for Health and education staff</li> <li>• High prevalence of malaria</li> <li>• Low comprehensive knowledge in HIV/AIDS/STI's</li> <li>• High prevalence of HIV/AIDS among pregnant women and youth</li> <li>• Weak monitoring and supervision of HIV/AIDS activities</li> <li>• Inadequate resources for HIV/AIDS combating</li> <li>• Lack of skill Training Centers for self-employment</li> <li>• Low support to women for income generating activities</li> <li>• High incidence of teenage pregnancy</li> <li>• Inadequate support for sports development</li> <li>• Unemployment among the youthful population</li> <li>• Lack of poverty data for proper planning</li> <li>• Poor data on PWD's for proper planning</li> </ul> <p>Pockets of incidence of child exploitation and women abuse</p> |

|   |  |
|---|--|
| <p>Transparent, Responsive and Accountable Governance</p> | <ul style="list-style-type: none"> <li>• Lack of office and Residential Accommodation for workers</li> <li>• Inadequate number of staff</li> <li>• Non-effective integration of the Decentralized Departments in the Assembly</li> <li>• Non-functioning of Sub-structures</li> <li>• Low level of community participation in decision-making</li> <li>• Non-updated revenue data</li> <li>• Low level of IGF of the Assembly</li> <li>• Unsatisfactory financial management in the District Assembly</li> <li>• Low female representation at the General Assembly</li> <li>• Weak communication and information dissemination from District Assembly to communities on one hand and Assembly members to the electorates on the other hand</li> <li>• Inadequate empowerment of women and other vulnerable to effectively participate in community’s projects planning, implementation, monitoring; and active involvement in other public activities</li> <li>• No clear cut cognitive development and integration of People with Disabilities (PWDs) into development scheme of the district</li> <li>• Inadequate police personnel</li> <li>• Poor structure of police station</li> <li>• Inadequate resources for M&amp;E</li> </ul> |
|---|--|

*Source: DPCU, 2017*

## **CHAPTER TWO**

### **DEVELOPMENT ISSUES**

#### **Introduction**

This Chapter of the Plan links the key District development issues to the adopted and relevant issues of the National Medium Term Development Policy Framework 2018-2021 (NMTDPF). These adopted national development issues were prioritized and further analysed to determine potentials and opportunities available to address the issues as well as constraints and challenges working against addressing the issues. It also looks at harmonization of community needs and aspirations under the relevant thematic areas.

#### **Community Needs and Aspirations**

North Dayi District Assembly as part of its core mandate is to ensure that, development is brought to the door step of its citizenry. In this vein, it is imperative for the Assembly to involve locals in its planning, monitoring, implementation and execution of programmes, policies and projects. To ensure participation by locals/community in plan preparation, the Assembly carried out needs assessment exercise by data collection in all six area councils within the District. Various unions/stakeholders such as PWD's, FBO's, CSO's, driver unions, were engaged. This is to ensure ownership of the plan and reflects issues on the ground. Public hearing was further carried out in all six area councils to validate the needs, seek for opinions as input into the plan. Table 4.9 presents summary of needs and aspiration of the people.

**Table 5.1: Showing summary of community needs and aspirations**

| SECTOR                                      | DEVELOPMENT ISSUES  | NEEDS AND ASPIRATIONS OF THE AREA COUNCILS  |
|---|---|---|
| <b>EDUCATION</b>                            | <ul style="list-style-type: none"> <li>✚ Poor quality of education at the basic level</li> <li>✚ Low prominence accorded to language learning in the school system</li> <li>✚ Inadequate libraries and ICT facilities</li> <li>✚ Lack of WASH facilities in some schools</li> <li>✚ Inadequate infrastructure for some schools</li> <li>✚ Lack of accommodation for teachers</li> </ul> | <ul style="list-style-type: none"> <li>✚ Provision of an enabling environment for teaching and learning (rehabilitation/construction of classrooms with electricity, recreational facilities, furniture etc.).</li> <li>✚ Provision of toilets, water, urinal and waste disposal site in schools</li> <li>✚ Provision of accommodation for teachers</li> <li>✚ Provision of library and ICT facilities</li> <li>✚ Expansion of infrastructure facilities in some schools</li> <li>✚ Sensitization of teachers at the K.G level on the use of L1 language</li> </ul> |
| <b>HEALTH</b>                               | <ul style="list-style-type: none"> <li>✚ Inadequate infrastructure</li> <li>✚ Emergence of diseases like HIV/AIDS etc</li> <li>✚ Inadequate emergency services</li> <li>✚ Lack of accommodation for health workers</li> <li>✚ Poor and inadequate logistics</li> <li>✚ Poor delivery of service in remote areas</li> <li>✚ Inadequate number of health care workers</li> </ul>          | <ul style="list-style-type: none"> <li>✚ Provision of infrastructure facilities</li> <li>✚ Provision of accommodation for health workers</li> <li>✚ Provision of modern logistics</li> <li>✚ Provision of emergency services like ambulance etc</li> <li>✚ Construction of CHPs compounds</li> <li>✚ Delivery of improved health care service</li> <li>✚ Improve the fight against HIV/AIDS</li> </ul>  |
| <b>ENVIRONMENTAL HYGIENE AND SANITATION</b> | <ul style="list-style-type: none"> <li>✚ Indiscriminate disposal of sewage</li> <li>✚ Inadequate environmental health staff</li> <li>✚ Inadequate household toilets/latrines</li> </ul>   |   |
|   |   |   |
|   |   |   |
|   |   |   |
|   |   |   |

|  |  |  |
|--|--|--|
|  |  |  |
|  |  |  |
|  |  |  |
|  |  |  |
|  |  |  |
|  |  |  |
|  |  |  |
|  |  |  |
|  |  |  |
|  |  |  |

*Source:* DPCU, 2017

## **HARMONISATION OF COMMUNITY NEEDS AND ASPIRATIONS WITH IDENTIFIED KEY DEVELOPMENT GAPS/PROBLEMS/ISSUES**

Community needs and aspirations identified above were harmonized with summary of key development issues arising from the performance review and profile of the District. The needs of each community were matched against the summarized needs and aspirations to indicate the level of harmony between them. The scoring was determined in table 5.2 as follows;

**Table 5.2: Showing scoring procedure**

| <b>DEFINITION</b>   | <b>SCORE</b> |
|---------------------|--------------|
| Strong relationship | 2            |
| Weak relationship   | 1            |
| No relationship     | 0            |

Table 5.3 provides details of how the harmonized community needs and aspirations were matched against summary of key development issues from the performance review and profile.

**Table 5.3: Showing harmonization of community needs and aspirations with identified key development issues**

| S/N | COMMUNITY NEEDS AND ASPIRATIONS | IDENTIFIED KEY DEVELOPMENT GAPS/ PROBLEMS/ISSUES (FROM PERFORMANCE REVIEW AND MUNICIPAL PROFILE) | SCORE |
|-----|---------------------------------|--|-------|
|     |                                 |  |       |
|     |                                 |  |       |
|     |                                 |  |       |
|     |                                 |  |       |
|     |                                 |  |       |
|     |                                 |  |       |
|     |                                 |  |       |
|     |                                 |  |       |

## Harmonization of key development issues under GSGDA II with implications for 2018-2021

Table 5.4 provides details of harmonized key development issues from the performance review and profiling and situational analysis with implications of those of the NMTDPF (2018-2021)

**Table 5.4: Key development issues under GSGDA II with implications for 2018-2021**

| Thematic areas of GSGDA II   | Key development issues under GSGDA II with implications for 2018-2021  |
|--|--|
| Ensuring and Sustaining Macro-Economic Stability                                   | <ul style="list-style-type: none"> <li>• Weak supervision of revenue collectors</li> <li>• Non-updated revenue database</li> <li>• Weak linkage between Annual Action Plan, budget and implementation</li> </ul>   |
| Enhancing Competitiveness of Ghana's Private Sector                                | <ul style="list-style-type: none"> <li>• Poor socio-economic infrastructure for the development of the private sector</li> <li>• Poor access to credit facilities</li> <li>• Low managerial and entrepreneurial skills</li> <li>• Lack of development and exploitation of tourism potentials</li> <li>• Absence of export promotion services</li> </ul>  |
| Accelerated Agricultural Modernisation and Sustainable Natural Resource Management | <ul style="list-style-type: none"> <li>• Unfavorable land tenure system</li> <li>• Unpredictable weather conditions</li> <li>• Inadequate market facilities</li> <li>• Inadequate veterinary and extension services</li> <li>• Prevalence of primitive production technologies</li> <li>• inadequate access to credit</li> <li>• Land degradation by timber operators</li> <li>• Persistent annual bushfires</li> <li>• Inadequate storage facilities</li> <li>• High cost of agricultural inputs</li> <li>• Lack of irrigational facilities</li> <li>• Poor road network</li> <li>• Use of inappropriate fishing methods</li> <li>• Lack of agro-processing industries</li> <li>• Inadequate mechanization services</li> <li>• Unavailability of certified nursery sites</li> </ul> |
| Oil and Gas Development  | Insufficient training and skills in oil and gas sector   |
| Infrastructure and Human Settlements   | <ul style="list-style-type: none"> <li>• Erosion</li> <li>• Undeveloped market infrastructure (Wusuta Kpebe)</li> <li>• Indiscriminate disposal of waste</li> <li>• Poor hygiene practices</li> <li>• Absence of layouts for development control</li> <li>• Inadequate electricity connection supply</li> <li>• Poor road network</li> <li>• Unreliable electricity power supply</li> <li>• Inadequate access to potable water</li> <li>• Inadequate ICT facilities</li> </ul>   |

|  |  |
|--|--|
|  | <ul style="list-style-type: none"> <li>• Poor enforcement of building regulations</li> <li>• Inability of the Environmental Health Unit to prosecute</li> </ul>  |
| Human Development, Productivity and Employment     | <ul style="list-style-type: none"> <li>• Poor educational infrastructure</li> <li>• High illiteracy rates</li> <li>• High school dropout rates especially among the female pupils</li> <li>• Inadequate number of trained teachers especially at the KG level</li> <li>• Low BECE performance</li> <li>• Huge gaps in geographical and financial access to quality healthcare (eg. Urban and rural as well as rich and poor)</li> <li>• Inadequate access to teaching and learning materials</li> <li>• Weak monitoring and supervision</li> <li>• High doctor-patient ratio</li> <li>• High nurse-patient ratio</li> <li>• Inadequate number of supporting health staff</li> <li>• Lack of residential accommodation for Health and education staff</li> <li>• High prevalence of malaria</li> <li>• Low comprehensive knowledge in HIV/AIDS/STI's</li> <li>• High prevalence of HIV/AIDS among pregnant women and youth</li> <li>• Weak monitoring and supervision of HIV/AIDS activities</li> <li>• Inadequate resources for HIV/AIDS combating</li> <li>• Lack of skill Training Centers for self-employment</li> <li>• Low support to women for income generating activities</li> <li>• High incidence of teenage pregnancy</li> <li>• Inadequate support for sports development</li> <li>• Unemployment among the youthful population</li> <li>• Lack of poverty data for proper planning</li> <li>• Poor data on PWD's for proper planning</li> <li>• Pockets of incidence of child exploitation and women abuse</li> </ul> |
| Transparent, Responsive and Accountable Governance | <ul style="list-style-type: none"> <li>• Lack of office and Residential Accommodation for workers</li> <li>• Inadequate number of staff</li> <li>• Non-effective integration of the Decentralized Departments in the Assembly</li> <li>• Non-functioning of Sub-structures</li> <li>• Low level of community participation in decision-making</li> <li>• Non-updated revenue data</li> <li>• Low level of IGF of the Assembly</li> <li>• Unsatisfactory financial management in the District Assembly</li> <li>• Low female representation at the General Assembly</li> <li>• Weak communication and information dissemination from District Assembly to communities on one hand and Assembly members to the electorates on the other hand</li> <li>• Inadequate empowerment of women and other vulnerable to effectively participate in community's projects planning, implementation, monitoring; and active involvement in other public activities</li> <li>• No clear cut cognitive development and integration of People with Disabilities (PWDs) into development scheme of the district</li> <li>• Inadequate police personnel</li> </ul>   |

|  |  |
|--|--|
|  | <ul style="list-style-type: none"> <li>• Poor structure of police station</li> <li>• Inadequate resources for M&amp;E</li> </ul> |
|--|--|

Source: DPCU, 2017

### Harmonization of key development issues under GSGDA II with implications for 2018-2021 with those of the NMTDPF.

This indicates various key development issues under GSGDA II, NMTDPF, development dimensions, and issues for DMTDP 2018-2021 to ensure harmony.

Table 5.5 below provides an in depth explanation.

**Table 5.5: Showing identified development issues under GSGDA II and NMTDPF, 2018-2021**

| GSGDA II, 2014-2017                                 |   | AGENDA FOR JOBS 2018-2021  |   |
|---|---|--|---|
| THEMATIC AREAS                                      | ISSUES  | DEVELOPMENT DIMENSIONS   | ISSUES  |
| Ensuring and Sustaining Macro-Economic Stability    | <ul style="list-style-type: none"> <li>• Weak supervision of revenue collectors</li> <li>• Non-updated revenue database</li> <li>• Weak linkage between Annual Action Plan, budget and implementation</li> </ul>  | DEVELOPMENT DIMENSION 4:<br><br>Governance, Corruption and Public Accountability | <ul style="list-style-type: none"> <li>• Revenue underperformance due to leakages and loopholes among others</li> <li>• Weak expenditure</li> <li>• Weak link between the medium term policies, plan and budget</li> </ul>  |
| Enhancing Competitiveness of Ghana's Private Sector | <ul style="list-style-type: none"> <li>• Poor socio-economic infrastructure for the development of the private sector</li> <li>• Poor access to credit facilities</li> <li>• Low managerial and entrepreneurial skills</li> <li>• Lack of development and exploitation of tourism potentials</li> <li>• Absence of export promotion services</li> </ul> | DEVELOPMENT DIMENSION 1:<br><br>Economic Development                             | <ul style="list-style-type: none"> <li>• Inadequate start-up capital for the youth</li> <li>• Over-exploitation of fisheries resources</li> <li>• Poor tourism infrastructure and services</li> <li>• High cost of production inputs</li> <li>• Lack of contiguous land for large scale industrial development</li> </ul> |

|  |  |  |  |
|--|--|--|--|
| Accelerated Agricultural Modernisation and Sustainable Natural Resource Management | <ul style="list-style-type: none"> <li>• Unfavorable land tenure system</li> <li>• Unpredictable weather conditions</li> <li>• Inadequate market facilities</li> <li>• Inadequate veterinary and extension services</li> <li>• Prevalence of primitive production technologies</li> <li>• inadequate access to credit</li> <li>• Land degradation by timber operators</li> <li>• Persistent annual bushfires</li> <li>• Inadequate storage facilities</li> <li>• High cost of agricultural inputs</li> <li>• Lack of irrigational facilities</li> <li>• Poor road network</li> <li>• Use of inappropriate fishing methods</li> <li>• Lack of agro-processing industries</li> <li>• Inadequate mechanization services</li> <li>• Unavailability of certified nursery sites</li> </ul> | <p>DEVELOPMENT DIMENSION 1:<br/>Economic Development</p> | <ul style="list-style-type: none"> <li>• Inadequate and inequitable access to education for PWDs and people with special needs</li> <li>• Gaps in physical access to quality health care</li> <li>• Inadequate emergency services</li> <li>• Poor quality of health care services</li> <li>• Unmet needs for mental health services</li> <li>• High stigmatization and discrimination of HIV and AIDS</li> <li>• Unmet need of adolescents youth sexual and reproductive health care</li> <li>• Poor agricultural practices which affects water quality</li> <li>• Negative impacts of climate variability and change</li> <li>• Inadequate maintenance of water facilities</li> <li>• Inadequate policy and institutional coordination and harmonization in water service delivery</li> <li>• High prevalence of open defecation</li> <li>• Poor sanitation waste management</li> <li>• Poor hygiene practices</li> <li>• Poor planning and implementation of sanitation plans</li> <li>• Lack of policies to cater for children in specific conditions such as child trafficking , streetism and online child trafficking</li> </ul> |
|--|--|--|--|

|  |  |  |   |
|--|--|--|---|
|  |  |  | <ul style="list-style-type: none"> <li>• Weak enforcement of right of children</li> <li>• Child neglect</li> <li>• Inadequate care for the aged</li> <li>• Lack of credit for agriculture</li> <li>• Unfavourable socio-cultural environment for gender equality</li> <li>• Weak social protection systems</li> <li>• Inadequate opportunity for persons with disability to contribute to society</li> <li>• Exclusion and discrimination against PWDs on matters of national development</li> <li>• Lack of physical access to private structures for PWDs</li> <li>• High levels of unemployment and under-employment among the youth in rural areas</li> <li>• Poor quality of education at all levels</li> <li>• Inadequate and poor sports infrastructure</li> <li>• Lack of provision for sports and recreational needs in the development of communities</li> <li>• Incidence of wildfire</li> <li>• Indiscriminate use of weedicides</li> <li>• Low economic capacity to adapt to climate change</li> <li>• Weak legal and policy frameworks for disaster prevention, preparedness and response</li> <li>• Poor quality and inadequate road transport network</li> <li>• Inadequate facilities for PWDs in the</li> </ul> |
|--|--|--|---|

|                                      |   |   |   |
|--------------------------------------|---|---|---|
|                                      |   |   | <ul style="list-style-type: none"> <li>transport system</li> <li>Poor quality ICT services</li> <li>Limited utilisation of relevant research outputs</li> <li>Unreliable power supply</li> <li>Difficulty in extension of grid electricity to remote and rural communities</li> <li>Shortage of skilled construction workers</li> <li>Poor waste disposal practices</li> <li>Poor drainage system</li> <li>Poor and inadequate maintenance of infrastructure</li> <li>Cumbersome land acquisition processes</li> <li>Weak enforcement of planning and building regulations</li> <li>Inadequate human and institutional capacities for land use planning</li> <li>High rate of rural urban migration</li> <li>Poor and inadequate rural infrastructure and services</li> </ul> |
| Oil and Gas Development              | <ul style="list-style-type: none"> <li>Insufficient training and skills in oil and gas sector</li> </ul>  | DEVELOPMENT DIMENSION 3   | <ul style="list-style-type: none"> <li>Inadequate infrastructure along the oil and gas value chain</li> </ul>   |
| Infrastructure and Human Settlements | <ul style="list-style-type: none"> <li>Erosion</li> <li>Undeveloped market infrastructure (Wusuta Kpebe)</li> <li>Indiscriminate disposal of waste</li> <li>Poor hygiene practices</li> <li>Absence of layouts for development control</li> <li>Inadequate electricity connection supply</li> </ul> | DEVELOPMENT DIMENSION 3:<br>Environment, Infrastructure and Human Settlements | <ul style="list-style-type: none"> <li>Encroachment of conservative areas</li> <li>Increasing loss of endangered species</li> <li>Insufficient logistics to maintain the boundaries of protected areas</li> <li>Environmental degradation</li> <li>Pollution of water bodies</li> <li>Vulnerability of coastal zones to the impact of climate</li> </ul>  |

|  |  |  |   |
|--|--|--|---|
|  | <ul style="list-style-type: none"> <li>• Poor road network</li> <li>• Unreliable electricity power supply</li> <li>• Inadequate access to potable water</li> <li>• Inadequate ICT facilities</li> <li>• Poor enforcement of building regulations</li> <li>• Inability of the Environmental Health Unit to prosecute</li> </ul> |  | <p>change</p> <ul style="list-style-type: none"> <li>• Improper disposal of solid and liquid waste</li> <li>• Inadequate engineered landfill sites and waste water treatment plants</li> <li>• Incidence of wildfire</li> <li>• Indiscriminate use of weedicides</li> <li>• Low economic capacity to adapt to climate change</li> <li>• Loss of trees and vegetative cover</li> <li>• Weak legal and policy frameworks for disaster prevention, preparedness and response</li> <li>• Poor quality and inadequate road transport network</li> <li>• Inadequate facilities for PWDs in the transport system</li> <li>• Poor quality ICT services</li> <li>• Limited utilisation of relevant research output</li> <li>• Unreliable power supply</li> <li>• Difficulty in the extension of grid electricity to remote rural and isolated communities</li> <li>• Shortage of skilled construction workers</li> <li>• Poor waste disposal system</li> <li>• Poor drainage system</li> <li>• Poor and inadequate maintenance of infrastructure</li> <li>• Cumbersome land acquisition process</li> <li>• Indiscipline in the purchase and sale of land</li> <li>• Weak enforcement of planning and building regulations</li> </ul> |
|--|--|--|---|

|  |   |   |  |
|--|---|---|--|
|  |   |   | <ul style="list-style-type: none"> <li>• Inadequate spatial plans for regions and MMDAs</li> <li>• Inadequate human and institutional capacities for land use planning</li> <li>• High rate of rural-urban migration</li> <li>• Poor and inadequate rural infrastructure and services</li> </ul>   |
| Human Development, Productivity and Employment | <ul style="list-style-type: none"> <li>• Poor educational infrastructure</li> <li>• High illiteracy rates</li> <li>• High school dropout rates especially among the female pupils</li> <li>• Inadequate number of trained teachers especially at the KG level</li> <li>• Low BECE performance</li> <li>• Huge gaps in geographical and financial access to quality healthcare (eg. Urban and rural as well as rich and poor)</li> <li>• Inadequate access to teaching and learning materials</li> <li>• Weak monitoring and supervision</li> <li>• High doctor-patient ratio</li> <li>• High nurse-patient ratio</li> <li>• Inadequate number of supporting health staff</li> <li>• Lack of residential accommodation for Health and education staff</li> <li>• High prevalence of malaria</li> <li>• Low comprehensive knowledge in</li> </ul> | DEVELOPMENT DIMENSION 2: Social Development | <ul style="list-style-type: none"> <li>• Poor coordination in preparation and implementation of development plans</li> <li>• Poor linkage between planning and budgeting at national, regional and district level</li> <li>• Poor record keeping</li> <li>• Ineffective monitoring and evaluation of implementation of development policies and plans</li> <li>• Weak research capacity MDA's and MMDA's High perception of corruption among public office holders and citizenry</li> <li>• Misappropriation of funds by public office holders</li> <li>• Practice of outmoded rites and customs inimical to development</li> <li>• Growing negative influence of foreign culture</li> </ul> |

|   |  |  |  |
|---|--|--|--|
|   | <p>HIV/AIDS/STI's</p> <ul style="list-style-type: none"> <li>• High prevalence of HIV/AIDS among pregnant women and youth</li> <li>• Weak monitoring and supervision of HIV/AIDS activities</li> <li>• Inadequate resources for HIV/AIDS combating</li> <li>• Lack of skill Training Centers for self-employment</li> <li>• Low support to women for income generating activities</li> <li>• High incidence of teenage pregnancy</li> <li>• Inadequate support for sports development</li> <li>• Unemployment among the youthful population</li> <li>• Lack of poverty data for proper planning</li> <li>• Poor data on PWD's for proper planning</li> <li>• Pockets of incidence of child exploitation a</li> </ul> |  |  |
| <p>Transparent, Responsive and Accountable Governance</p> | <ul style="list-style-type: none"> <li>• Lack of office and Residential Accommodation for workers</li> <li>• Inadequate number of staff</li> <li>• Non-effective integration of the Decentralized Departments in the Assembly</li> <li>• Non-functioning of Sub-structures</li> <li>• Low level of community participation in decision-making</li> <li>• Non-updated revenue data</li> <li>• Low level of IGF of the Assembly</li> <li>• Unsatisfactory</li> </ul>   | <p>DEVELOPMENT DIMENSION 4: Governance, Corruption and Public Accountability</p> |  |

|  |   |  |  |
|--|---|--|--|
|  | <p>financial management in the District Assembly</p> <ul style="list-style-type: none"> <li>• Low female representation at the General Assembly</li> <li>• Weak communication and information dissemination from District Assembly to communities on one hand and Assembly members to the electorates on the other hand</li> <li>• Inadequate empowerment of women and other vulnerable to effectively participate in community's projects planning, implementation, monitoring; and active involvement in other public activities</li> <li>• No clear cut cognitive development and integration of People with Disabilities (PWDs) into development scheme of the district</li> <li>• Inadequate police personnel</li> <li>• Poor structure of police station</li> <li>• Inadequate resources for M&amp;E</li> </ul> |  |  |
|--|---|--|--|

Source: DPCU, 2017

### **Adopted Development Dimensions with Issues linked to the 2018-2021 NMTDPF**

As indicated in Table 5.6 below, key development issues arising out of performance review and situational analysis of the District were linked and harmonized with the adopted and relevant

development dimensions. This is to ensure that there is harmony in the implementation of the District and national development policies and programmes.

**Table 5.6: showing adopted development dimensions with issues of NMTDPF**

| Thematic Area                                       | Prioritised Development Issues  |
|---|---|
| 1. Economic development                             | 1.1 Revenue underperformance due to leakages and loopholes among others<br>1.2 weak link between the medium-term policy/plan and the budget<br>1.3 lack of contiguous land for large scale industrial development<br>1.4 Inadequate start-up capital for the youth<br>1.5 over-exploitation of fisheries resources<br>1.6 Poor tourism infrastructure and service<br>1.7 High cost of production inputs<br>1.8 Inadequate development of and investment in processing and value addition<br>1.9 Low level of irrigated agriculture  |
| 2. Social development                               | 2.1 Poor quality of education at all levels<br>2.2 Inadequate and inequitable access to education for PWDs and people with special needs at all levels<br>2.3 Gaps in physical access to quality health care<br>2.4 Inadequate emergency service<br>2.5 Poor quality of health care service<br>2.6 High stigmatization and discrimination of HIV/AIDS<br>2.7 Unmet needs for adolescents and youth sexual and reproductive health service<br>2.8 Inadequate policy and institutional coordination and harmonization in water service delivery<br>2.9 High prevalence of open defecation<br>2.10 low level of investment in sanitation sector<br>2.11 Poor hygiene practices<br>2.12 Weak enforcement of laws and right of children<br>2.13 Inadequate care for the aged<br>2.14 Lack of adequate pension plans for the informal sector<br>2.15 Inadequate opportunities for persons with disabilities to contribute to society<br>2.16 Lack of physical access to public and private structures for PWDs<br>2.17 High levels of unemployment and under-employment amongst the youth<br>2.18 Lack of provision of sports and recreational needs in the development of communities<br>2.19 Low prominence accorded language learning in the school system |
| 3.Environment, infrastructure and human settlements | 3.1 Encroachment of conservation areas<br>3.2 Environmental degradation<br>3.3 Improper disposal of solid and liquid waste<br>3.4 Poor ICT services<br>3.5 Poor sanitation and waste management<br>3.6 High dependence on wood on fuel<br>3.7 Inadequate spatial plans for MMDAs<br>3.8 High and increasing cost of building materials  |

|   |  |
|---|--|
| 4. Governance, corruption and public accountability | 4.1 Poor coordination in preparation and implementation of development plans<br>4.2 Poor record keeping<br>4.3 Ineffective monitoring and evaluation of implementation of development policies and plans<br>4.4 Political polarization<br>4.5 Practice of outmoded cultural rites inimical to development<br>4.6 Growing negative influence of foreign culture |
|---|--|

Source: DPCU, 2017

**PRIRITIZATION OF DEVELOPMENT ISSUES**

This section looks at prioritized development issues that the limited resources of the District Assembly are spent on addressing the most pressing development issues and needs.

**RANKING OF IDENTIFIED NEEDS**

Prioritization of identified community needs was done with the involvement of four (4) stakeholder groups and the DPCU. The various community needs and aspirations were prioritized based on the format/matrix provided by NDPC. These prioritized development issues are further analyzed in terms of the potentials, opportunities, constraints and challenges to determine their feasibilities. Table 5.7 below presents details of the ranking exercise.

**Table 5.7: Sowing procedures for ranking**

| Group Level Ranking/Weight<br>Community Need | 1 <sup>ST</sup> | 2 <sup>ND</sup> | 3 <sup>RD</sup> | 4 <sup>TH</sup> | 5 <sup>TH</sup> | Total Weighted Score | Group/General Ranking |
|--|-----------------|-----------------|-----------------|-----------------|-----------------|----------------------|-----------------------|
|  | 5               | 4               | 3               | 2               | 1               |                      |                       |
|  |                 |                 |                 |                 |                 |                      |                       |
|  |                 |                 |                 |                 |                 |                      |                       |
|  |                 |                 |                 |                 |                 |                      |                       |
|  |                 |                 |                 |                 |                 |                      |                       |
|  |                 |                 |                 |                 |                 |                      |                       |
|  |                 |                 |                 |                 |                 |                      |                       |
|  |                 |                 |                 |                 |                 |                      |                       |
|  |                 |                 |                 |                 |                 |                      |                       |
|  |                 |                 |                 |                 |                 |                      |                       |
|  |                 |                 |                 |                 |                 |                      |                       |

## Application of Potentials, Opportunities, Constraints and Challenges (POCC) Analysis of the District:

**Potentials:** They are latent strengths or untapped resources which can be tapped for the development of the District. Eg. Pack house at Vakpo New Adomi.

**Opportunities:** They are positive development enhancing factors that are external to the District. Eg. The District Assemblies' Common Fund (DACF) etc.

**Constraints:** They are internal factors that inhibit the achievement of goals and objectives by the District Assembly. Eg. Inadequate skilled personnel.

**Challenges:** They are external factors that inhibit the achievement of goals and objectives by the District Assembly. Eg. Delays in the release of DACF.

**Table 5.8: Showing Potentials, Opportunities, Constraints and Challenges (POCC) of the District**

| S / N | THEMATI C AREA       | ISSUES TO BE ADDRESSED  | POTENTIALS  | OPPORTUNITIES   | CONSTRAINTS  | CHALLENGES  | ANALYSIS  |
|-------|----------------------|---|---|---|--|---|---|
|       | Economic development | Revenue underperformance due to leakages and loopholes amongst others | Availability of revenue collectors<br>Availability of District Finance Unit<br>Availability of Revenue Taskforce<br>Availability of F&A sub-committee and Budget Committee<br>Availability of logistics | Availability of Regional Revenue Superintendent<br>Availability of RPCU | Inadequate and reliable vehicles for effective supervision.<br>Lack of appropriate communication skills of some revenue collectors<br>Low motivation | Challenging economy hence difficulty in paying taxes.<br>Apathy on the part of the citizenry in fulfilling their tax obligations.<br>Perceived corrupt tax officials who misuse taxes for their personal gains. | Effective supervision coupled with motivation of revenue collectors could reduce revenue leakages |
|       |                      | Weak link between the medium-term policy, plan and                    | Existence of DMTDP  | Availability of District Planning and Coordinating                      | Low level of IGF   | Delays in release of central government   | Programmes, policies and projects should be implemented in  |

|  |  |  |  |   |   |   |  |
|--|--|--|--|---|---|---|--|
|  |  | the budget   | Existence of Composite budget                      | Unit (DPCU)<br><br>Availability of Regional Planning and Coordinating Unit (RPCU)                     |   | funds.  | strict compliance with plan and budget   |
|  |  | Lack of contiguous land for large scale industrial development | Existence of land                                  | Availability of large scale land<br><br>Availability of regional lands commission                     | Non-existence of district lands commission                          | Low interest of entrepreneurs in large scale industrial development in the district   | Efforts must be made by the assembly to collaborate with entrepreneurs to establish large industrial development sites |
|  |  | Inadequate start-up capital for the youth                      | Availability of MASLOC<br><br>Availability of SMEs | Existence of co-operative union (New Era Co-operative Union)<br><br>Existence of bank (GN Bank)       | High interest rate on loans<br><br>Inadequate collateral facilities | High cost of license to operate credit unions<br><br>High Bank of Ghana interest rate | The Assembly must liaise with corporate banking entities to give loans at affordable interest rates                    |
|  |  | Over-exploitation of fisheries resources                       | Availability of Fisheries and Aquaculture Ministry | Fish farmers with technical know how<br><br>Existence of water bodies capable of breeding fingerlings | High cost of inputs<br><br>High incidence of theft cases            | Cheap importation of fish products making local fish production expensive             | The need to put up the right measures to address the challenges concerning the fishing industry                        |
|  |  | Poor tourism infrastructure                                    | Availability of sites capable of                   | Increase in local tourism   | High cost of developing tourist                                     | Lack of incentive on the part of government of  | The need to involve locals in tourism  |

|   |   |   |   |   |   |   |  |
|---|---|---|---|---|---|---|--|
|   |   | and services  | attracting tourist  | Interest being generated in the various tourist sites                                 | sites<br><br>Lack of maintenance of tourist sites                               | promote tourism   | activities   |
|   |   | High cost of agro inputs  | Availability of farmers   | Availability of fertile lands and favorable weather conditions to support agriculture | High cost of seedlings, insecticides, weedicides and labour                     | Smuggling of agro input into neighboring countries                              | The need for government to subsidize agro inputs                 |
|   |   | Inadequate development of and investment in the processing and value addition | Production of different kinds of agricultural produce               | Availability of basic processing methods<br><br>Low technology processing methods     | Lack of standardization in the basic processing industry                        | Importation of low standard preservatives                                       | The need to educate farmers in the processing and value addition |
|   |   | Low level of irrigated agriculture  | Availability of water sources<br><br>Availability of fertile lands  | A few farmers already in the irrigation industry                                      | High cost of irrigation equipment's   | High interest in rain-fed agriculture   | Educate farmers on the effects of leaching into water bodies     |
| <p><b>Conclusion:</b> District Assemblies must identify developmental gaps in the production of basic needs and food production through all available human and capital efforts so as to make the needed impact in the society which look up to them.</p> |   |   |   |   |   |   |  |
| <b>Social Development</b>   | Poor quality of education at all levels | Availability of a ministry of education to oversee all                        | Availability of educational institutions of all levels country wide | Lack of enough qualified teachers to attend to students' academic needs               | Several factors affecting academic performance, teachers, parents, students and | The need for all stakeholders to help address issues concerning poor education. |  |

|  |  |  |   |  |  |   |   |
|--|--|--|---|--|--|---|---|
|  |  |  | educational issues  |  |  | government.   |   |
|  |  | Inadequate and inequitable access to education for PWDs and people with special needs at all levels. | Availability of special schools of all kinds in the country   | Availability of universities and other institutions that train teachers to handle children with special needs                              | Lack of enough teachers to handle children with special needs  | Stringent requirement for professional teacher institutions   | The need for assemblies to support would be teachers acquire professional training in these special areas |
|  |  | Gaps in physical access to quality health care   | Availability of all the various levels healthcare facilities in the district                                    | Availability of private health institutions district wide  | Inadequate health delivery points in the district.   | Unregulated settlement pattern making it difficult to establish health enough institutions.           | Collaborate with NGO's , CSO's to establish health facilities district wide                               |
|  |  | Inadequate emergency service   | Existence of government emergency organizations and departments<br><br>Existence of NGO's in emergency services | Existence of fire, ambulance and medical emergency providers<br><br>Availability of paramedical personnel trained for emergency activities | Inadequate logistics like ambulance helicopters, firefighting equipment that can get to higher heights | Poor access roads due to hazard building sitting  | All effort by the district assembly, chiefs and opinion leaders to regulate land sale and building.       |
|  |  | Poor quality of health care service  | Existence of Ministry of Health<br><br>Existence of Health  | Existence of various levels of health institutions district-wide   | Inadequate qualified health personnel to man the various health facilities                             | Stringent academic requirement for the recruitment of health student to pursue health related courses | More students be encouraged to pursue health professional courses   |

|  |  |  |   |  |  |  |  |
|--|--|--|---|--|--|--|--|
|  |  |  | Directorate   | Availability of Pharmacy shops   |  |  |  |
|  |  | High stigmatization and discrimination of HIV and AIDS                       | Existence of DAC/DRMT<br><br>Existence of HIV/AIDS implementing Agencies                      | Existence of GAC<br><br>Existence of NGOs and CBOs in the fight against HIV/AIDS | Ineffective DAC/DRMT<br><br>Inadequate financial resources   | Delays in the release of DACF and GAC Funds  | The Assembly as well as the NGOs should intensify public education on HIV/AIDS   |
|  |  | Unmet needs for adolescents and youth sexual and reproductive health service | Existence of Ministry of Education and Ministry of Health<br><br>Existence of Ghana Education | Existence of sexual and reproductive health courses in their syllabus            | Inadequate qualified teachers and nurses to attend to concerns related to sexual and reproductive health<br><br>Out-moded cultural practices | Influence of foreign culture and its adoption by the youth<br><br>Negative influence use of social media | Government must give attention to health education through the center for civic education, sub-structures and the various community radio stations |
|  |  | Inadequate policy and institutional coordination                             | Existence of Water and Sanitation   | Availability of district water and sanitation team                               | Lack of a district coordination blueprint which seeks to harmonize   | Lack of harmonization of resources from which water  | The need for a blueprint which seeks to engage all stakeholders in the   |

|  |  |  |   |  |  |   |  |
|--|--|--|---|--|--|---|--|
|  |  | and harmonization in water service delivery      | Ministry  | (DWST)<br><br>Availability of community water boards   | all water policy initiatives   | related issues are determined   | water sector to abide with   |
|  |  | High prevalence of open defecation (ODF)         | Existence of Environmental health and sanitation unit in the district<br><br>Availability of bye-laws                 | Availability of public/institutional toilets<br><br>Availability of household toilets<br><br>Ongoing Community Led Total Sanitation programme (CLTS) | Non-enforcement of building regulation laws<br><br>Inadequate of education on the effects of open defecation | Non-compliance of citizens to adhere to sanitation laws/bye laws<br><br>Political influence | The need for government and stakeholders to see to the adherence of building laws and education by NCCE on the effects of OD |
|  |  | Low level of investment in the sanitation sector | Existence of Environmental Health and Sanitation Unit<br><br>Existence of environmental health staffs in the district | Large volumes of all kinds of waste is generated   | Lack of investment opportunities in sanitation in the district   | High cost of sanitation related inputs and materials  | The need for the district to make sanitation destination a viable venture for investors                                      |
|  |  | Poor hygiene practices                           | Existence of Environmental Health and Sanitation Unit and   | Health and sanitation programmes and talk shows are held during durbars ,town hall   | Periodic visitation of health workers to the various homes for health education.                             | Non enforcement of health regulations   | The need for intense education on health and sanitation across all institutions  |

|  |  |  |  |   |  |   |   |
|--|--|--|--|---|--|---|---|
|  |  |  | staff in the district  | meetings and on the local radio station   |  |   |   |
|  |  | Weak enforcement of laws and right of children         | Existence of DOVVSU and Social Welfare Dep't   | Existence of child right protection and vulnerable<br><br>Existence of bye-laws   | Inadequate funding<br><br>Fear of being victimized                                 | Poor monitoring systems<br><br>Lack of coordination between the various security services | Government should increase funding and provide effective policing to avert the menace           |
|  |  | Inadequate care for the aged                           | Existence of good cultural practices, values and norms<br><br>Existence of home for the aged | Availability of welfare services for the aged and vulnerable<br><br>Availability of free medical care for the aged                    | Inadequate data to monitor the location, condition and specific needs for the aged | Lack of well-resourced community welfare schemes  | The need for biometric surveillance cards for the aged to help address their challenges         |
|  |  | Lack of adequate pension plans for the informal sector | Existence of voluntary pension contribution schemes  | Enactment of laws for informal sector pension schemes<br><br>Formal institutions embarking on pension schemes for the informal sector | Informal pension schemes are in attractive to attract individuals                  | Lack of confidence in the various pension schemes due to very low earnings                | The need to coordinate all pension schemes for effective, efficient and reliable pension scheme |

|  |  |   |  |  |  |  |   |
|--|--|---|--|--|--|--|---|
|  |  |   |  |  |  |  |   |
|  |  | Inadequate opportunities for persons with disabilities to contribute to society | Existence of various disability associations   | Existence of PWDs share of the district assembly common fund<br><br>Existence of organizations which are encouraged to employ PWDs | Limited opportunities for PWDs<br><br>Cultural discrimination against PWDs   | Unfriendly existing structures towards PWDs<br><br>Lack of exposure for PWDs | The need to enforce the existing laws to the advantage of PWDs  |
|  |  | Lack of physical access to public and private structures for PWDs               | Existence of PWDs mobility friendly structures<br><br>Laws are being enforced to create awareness for disability friendly structures<br><br>Existence of MGSCP | Celebration of national disability days to create awareness  | Non-adherence to building regulations  | Cultural discrimination against PWDs   | Enforcement of PWDs friendly structures   |
|  |  | High levels of unemployment and under-employment amongst the youth              | There exist a ministry that generates employment and also employees  | The private sector has a lot of employment opportunities for the youth.<br><br>The Youth Employment                                | Inadequate employment opportunities for the youth.<br><br>Some existing jobs | Far for more people are seeking for jobs than the jobs available.            | There is the need for government to vocational and technical education agenda in other to improve on employment |

|   |  |   |  |  |   |  |   |
|---|--|---|--|--|---|--|---|
|   |  |   | the youth  | Agency exist to provide some temporary employment to the youth   | are not decent  |  |   |
|   |  | Lack of provision for sports and recreational needs in the development of communities | There are basic sports recreational infrastructure in almost all the communities and schools in the district             | The ministry of youth and sports has the mandate to provide a developmental agenda for sports.                       | Inadequate technical effective personal to make use of existing sports and recreational facilities available. | Inadequate central government funding to promote sports and recreational development           | The district should develop the interest in making fund available for sports and recreational development   |
|   |  | Low prominence accorded language learning in the school system                        | Unstructured language development agenda in the various homes. The local language is the basis of communication in homes | There exist language development unit in the national, regional and district offices of the Ghana Education Service. | Lack of enough trained technical personnel for language development.  | The influence of foreign culture and ignorance of using foreign languages over the local ones. | The need for a blueprint to fund the development of local languages in the areas of technical training etc. |
| <p><b>Conclusion:</b> There is the need for all stakeholders to make all effort in making fund available to provide the basic training in all human requirement health, education, technical and vocational skills, sport infrastructure and recreational development as well as the totality of human development.</p> |  |   |  |  |   |  |   |
|   | <b>Environment, infrastructure and human settlements</b> | Encroachment of conservation areas  | The district and community bye-laws exist to prevent people from encroachment  | Existence of various ministries such as Ministry of Environment, Ministry of lands and Natural Resources             | Lack of opportunities for the youth   | Non enforcement of laws governing natural resources<br><br>Political interference              | The need for government to enforce laws governing natural resources   |
|   |  |   |  |  |   |  |   |
|   |  | Environmental degradation   | Existence of Environment   | Existence of Ministry of Lands   | Basic knowledge on the negative   | Involvement of foreign nationals   | The environment is the basis of   |

|  |  |   |  |  |   |   |  |
|--|--|---|--|--|---|---|--|
|  |  |   | tal health department<br><br>Existence of environmental subjects in the syllabus   | and Natural Resources<br><br>National and international talk-shows on environmental conservation       | effects of environmental degradation<br><br>Inadequate funding by the district assembly and individuals to support environmental issues | in degrading the environment for various economic benefits<br><br>Weak enforcement of laws on natural resources | livelihood hence the need to enforce and enact laws that will help reduce or prevent the level of degradation              |
|  |  | Improper disposal of solid and liquid waste | Existence of zoomlion<br><br>Existence of Environmental health and sanitation unit | Existence of Water and Sanitation Ministry<br><br>Mandatory component of DACF to be used on sanitation | Inadequate funding<br><br>Lack of reliable data on kinds and volumes of waste produce   | No clear cut policy on waste management<br><br>Irregular and inadequacy of funds                                | Improper waste disposal has a direct effect on the environment and health of living things, waste must be properly managed |
|  |  | Poor ICT services                           | Availability of some communication networks/Internet providers                     | Some departmental/individual ICT installations   | Bad communication signals<br><br>High cost of internet service  | Few ICT providers<br><br>Poor ICT service providers   | Since the world has become a global village through ICT, efforts must be made to improve their services                    |
|  |  | Poor sanitation and waste management        | Existence of zoomlion<br><br>Existence of environmental health and sanitation unit | Existence of Water and Sanitation Ministry   | Improper segregation of waste for recycling<br><br>Indiscriminate disposal of sewage  | Inadequate funding towards waste management<br><br>Untimely release of funds                                    | Proper funding must be made available and enforcement of laws on sanitation would help ameliorate the menace               |

|  |   |  |   |  |  |   |  |
|--|---|--|---|--|--|---|--|
|  |   | High dependence on wood on fuel  | Availability of LPG<br><br>Availability of electricity  | Existence of laws regulating activities of illegal logging<br><br>Availability of electric and gas stove | High cost involve in acquiring LPG and its accessories<br><br>Fear of the use of LPG and its accessories                             | Irregular supply of LPG products                                    | Efforts by government to moderate the price of LPG and its accessories.<br>Extensive education on the use of LPG<br><br>Products   |
|  |   | Inadequate spatial plans for MMDAs                                       | Availability of physical planning department at the district                                    | Existence of physical planning department at the regional level  | Lack of qualified technical personnel  | Inadequate institutions to train technical personnel                | Spatial plans are needed so as to make available all areas of community sites  |
|  |   | High and increasing cost of building materials                           | Availability of alternate use of local building materials.                                      | Existence of Department of rural housing.  | Unemployment and low wages   | Importation of various kind of building materials                   | The need to orient people to use local materials   |
|  | <b>Governance, corruption and public accountability</b> | Poor coordination in preparation and implementation of development plans | Existence of expanded DPCU, General Assembly, Sub-committees and sub-structures of the Assembly | Existence of MTDP, Annual Action Plan (AAP), Quarterly Progress Reports and Annual Progress Reports      | Lack of cohesion among the key stakeholders at the sub-structures ( Unit Committee, Assembly Members,)<br><br>Political interference | Untimely and inadequacy of release of funds from central government | Release of funds regularly and adequacy will help in the preparation implementation of plans. Election of unit committee and assembly members should be devoid of politics |
|  |   |  |   |  |  |   |  |

|  |  |   |  |   |  |   |  |
|--|--|---|--|---|--|---|--|
|  |  | Poor record keeping   | Existence of record unit   | Availability of executive officers  | Inadequate executive officers  | Inadequate capacity building courses for executive officers   | Records serve as a store of previous events of an institution  |
|  |  | Ineffective monitoring and evaluation of implementation of development policies and plans | Existence of DPCU and sub-committee members  | Existence of regional and national monitoring teams                                   | Lack of logistics and funding for monitoring and evaluation team<br><br>Inadequate motivation for monitoring teams       | There should be a sensitization for the need for all stakeholders to be involved in monitoring of programmes and projects | Payments of projects should be tied to availability of monitoring reports and not certificates of payment only                 |
|  |  | Political polarization  | Existence of various political parties   | The various political parties engage the populace in what they stand for              | Exhibition of hostile behavior towards each other<br><br>Constant use of abusive and foul language towards each other    | Disunity among the various political parties in the face of national issues   | The need to educate the masses about political parties not being enemies but the use of different approach to pursue an agenda |
|  |  | Practice of outmoded cultural rites inimical to development                               | Existence of custodians of the various communities, chiefs, queen mothers and elders | Existence of Ministry of Chieftaincy and Tourism and Creative Arts Industry           | People identify themselves with their culture<br><br>The custodians pass on the culture from one generation to the other | The influence of other cultures<br><br>Other cultures are practiced as a result of migration                              | The need to identify outmoded ways of living and educate people on their negative effects                                      |
|  |  | Growing negative influence of foreign culture   | Existence of immigrants in the districts   | The district shares border to the North with Kpando municipal, to the North-East with | Continues migration and immigration<br><br>The Lake attracts   | The world being a global village.<br><br>Good internet  | The various medium of mass communication should be encouraged to portray the various   |

|  |             |  |  |  |   |            |                |
|--|-------------|--|--|--|---|------------|----------------|
|  |             |  |  | Afadjato South then to the South, South Dayi.        | fisher-folks from all over the country. | facilities | local cultures |
|  |             |  |  | Availability of ICT, TV, Computers, Mobile phone etc | Attraction to foreign cultures.         |            |                |
|  | Conclusion: | Democracy remains the surest mean to development. Good governance evolves round the populace who are the focus and pivot. The various institutions involved in governance need to be well resourced in order to deliver. Negative tendency ought to be eschewed. |  |  |   |            |                |

Source: DPCU, 2017

### Assessing the Impact of Issues Considered From the POCC Analysis

After subjecting the development issues to pre-feasibility assessment by analysing each on the basis of existing potentials, opportunities, constraints and external challenges, there is the need for the issues to pass prefeasibility checks. This includes ascertaining the possible impacts of the issues. To achieve this, DPCU examined each of the issues to determine their linkage effect on meeting basic human needs/right as well as their effect on economic efficiency by assessing whether the intervention could lead to the attraction of like-minded investors to the District; create jobs and increase household income and expand local economic growth. Furthermore, the issues were also analysed on the basis of their ability to positively change the life of the people, ensure balanced development, promote the sustainable utilisation of natural resources, enhance positive cultural values, promote climate change mitigations and adaptations and achieve strong and effective institutional reforms in the District. Cross-cutting issues such HIV and AIDS, gender and nutrition were also prioritized.

### SUSTAINABLE ENVIRONMENTAL ASSESSMENT (SEA)

#### Sustainability analysis of the issues (internal consistency/compatibility)

In order to find linkage between adopted policies of the District against strategic environmental analysis of the 2018-2021 DMTDP, it is imperative to subject them to strategic environmental analysis hence the application of strategic environmental assessment tools. This involved assessing the internal consistency design to establish the relationship between the prioritized adopted issue and the four sustainability criteria of the SEA consisting of the Natural Resources, Socio-cultural Issues, Economic Issues, and Institutional Issues. The issues were also subjected to compatibility assessment to determine how they relate to or support each other to achieve the objectives of the MTDP. Where the relationship were positive, it drew attention to the fact that the issues should be addressed holistically. On the other hand, where the relationship is negative,

the DPCU reconsidered the issues adopted. The detailed application of the internal consistency/compatibility analysis, are presented in Table 5.9 below:

**Table 5.9: Showing Analysis of adopted policy objectives against environmental issues using compatibility/internal consistency matrix**

|    | Key Issues   | Revenue underperformance due to leakages and loopholes, among other causes | High cost of production inputs | Low participation of females in learning of science, technology, engineering and Mathematics | Poor quality of healthcare services | Inadequate emergency services | High prevalence of open defecation |
|----|--|--|--------------------------------|--|-------------------------------------|-------------------------------|------------------------------------|
| No |  | 1  | 2                              | 3  | 4                                   | 5                             | 6                                  |
| 1  | Revenue underperformance due to leakages and loopholes, among other causes                   |  | ✓                              | ✓  | ✓                                   | ✓                             | 0                                  |
| 2  | High cost of production inputs   |  |                                | 0  | 0                                   | 0                             | 0                                  |
| 3  | Low participation of females in learning of science, technology, engineering and Mathematics |  |                                |  | ✓                                   | ✓                             | 0                                  |
| 4  | Poor quality of healthcare services  |  |                                |  |                                     | ✓                             | ✓                                  |
| 5  | Inadequate emergency services  |  |                                |  |                                     |                               | X                                  |
| 6  | High prevalence of open defecation   |  |                                |  |                                     |                               |                                    |

Source: DPCU, 2017

- a) **Mutually supportive** with each other this is recorded by a ✓ in the relevant box.
- b) **Potential to conflict** with each other, this is recorded by marking an X in the relevant box.
- c) No significant interaction this is recorded by O.
- d) Conditions are uncertain?

**Table 6.0: Showing internally consistent matrix of adopted policy objectives**

| ADOPTED POLICY | ADOPTED POLICY | REASONS FOR INCOMPATIBILITY   |
|----------------|----------------|---|
| 1              | 2              | Increased revenue performance may enable the Assembly stock the “One stop agric. Input center” in the District with required input for sale at reasonable price to farmers  |
| 1              | 3              | Increased in revenue performance may enable the Assembly to sponsor more female students in the learning of science, technology, engineering and mathematics and consequently increase their participation.   |
| 1              | 4              | Increase in revenue will aid the Assembly to sponsor more student to pursue health related courses which will improve the quality of our health services system.  |
| 1              | 5              | Increased in revenue performance will enable the Assembly increase its emergency service providers in the District by procuring new vehicles to augment its ailing emergency service system.  |
| 1              | 6              | Increased in revenue performance has no direct effect on the high prevalence of open defecation since it is an issue of attitudinal and behavioural change.   |
| 2              | 3              | Both issues has no significant and direct or indirect bearing on each other in the District.  |
| 2              | 4              | Both issues has no direct correlation with each other in the District.  |
| 2              | 5              | Both issues has no significant and direct or indirect bearing on each other in the District.  |
| 2              | 6              | Both issues has no direct correlation with each other in the District.  |
| 3              | 4              | Low participation of female student in learning of science, engineering & mathematics could have effect on the poor quality of health care service provided since its product would be sub-standard to manage our health facilities in human both human and material resources. |
| 3              | 5              | Low participation of female student in learning of science, engineering & mathematics may have direct effect on the type of emergency service which will be rendered by the products to provide these services in the District.   |
| 3              | 6              | Low participation of female student in learning of science, engineering & mathematics has no significant interaction with high prevalence of open defecation which is an issue of attitudinal and behavioural change.   |
| 4              | 5              | Poor quality of health care service has direct effect on inadequate emergency service providers because there will be low level of skilled personnel to render such services  |
| 4              | 6              | Poor quality of health care services has direct effect on high prevalence of open defecation  |
| 5              | 6              | Both issues are relatively in conflict with each other due to its adverse effect on the health of the   |

Source: DPCU, 2017

Using the compound matrix against some adopted objectives as shown in table 6.1 below.

The following symbols are used to record the results:

Conditions are likely to be positive (Green) +

Conditions are likely to be negative (Red) -

Conditions are likely to be neutral (Yellow) o

Conditions are uncertain ?

**Table 6.1: Showing compound matrix against some development objectives**

| No. | Poverty Dimension   | Livelihood      |                |                            |          |                                   | Health        |            |             |                         | Vulnerability/Climate Change Issues <sup>1</sup> |          |        |             |                    | Institutional |                                    |              |                       |
|-----|---|-----------------|----------------|----------------------------|----------|-----------------------------------|---------------|------------|-------------|-------------------------|--|----------|--------|-------------|--------------------|---------------|------------------------------------|--------------|-----------------------|
|     |   | Access to Water | Access to Land | Access to Timber Resources | Wildlife | Non-Timber Forest Products (NTFP) | Water Quality | Sanitation | Air quality | NTFP (Medicinal Plants) | Drought  | Bushfire | Floods | Degradation | Crises & conflicts | Epidemics     | Adherence to democratic principles | Human Rights | Access to information |
| No. | Environmental Components<br>Adopted Objectives  |                 |                |                            |          |                                   |               |            |             |                         |  |          |        |             |                    |               |                                    |              |                       |
| 1.  | Ensure improved fiscal performance and sustainability   | +               |                | 0                          | +        | +                                 | +             | -          | 0           | +                       | -  | -        | -      | -           | -                  | -             | +                                  | +            | +                     |
| 2.  | Promote demand driven approach to agricultural development                                      | +               | +              | +                          | +        | +                                 | +             | -          | 0           | +                       | -  | -        | -      | -           | -                  | -             | 0                                  | 0            | +                     |
| 3.  | Enhance inclusive and equitable access to, and participation in quality education at all levels | -               | -              | -                          | -        | 0                                 | -             | -          | 0           | -                       | -  | -        | -      | -           | -                  | -             | +                                  | +            | +                     |
| 4.  | Enhance access to improved and reliable environmental sanitation services                       | +               | +              | +                          | +        | +                                 | +             | +          | 0           | +                       | 0  | 0        | -      | 0           | 0                  | +             | +                                  | +            | +                     |

Source: DPCU, 2017

## SUSTAINABLE PRIORITISED ISSUES

**Table 6.2: Showing Sustainable Prioritized Issues as Categorized under Development Dimension and Focus areas**

| DEVELOPMENT DIMENSION | FOCUS AREAS FOR MTDP 2018-2021   | ADOPTED SUSTAINABLE PRIORITISED ISSUES   |
|-----------------------|--|--|
| Economic Development  | 1.1 Strong and resilient economy<br>1.2 Industrial transformation<br>1.3 Private sector development<br>1.4 Agriculture and rural development<br>1.5 Fisheries and aquaculture development<br>1.6 Tourism and creative arts development   | 1.1 Revenue underperformance due to leakages and loopholes among others<br>1.2 weak link between the medium-term policy/plan and the budget<br>1.3 lack of contiguous land for large scale industrial development<br>1.4 Inadequate start-up capital for the youth<br>1.5 over-exploitation of fisheries resources<br>1.6 Poor tourism infrastructure and service<br>1.7 High cost of production inputs<br>1.8 Inadequate development of and investment in processing and value addition<br>1.9 Low level of irrigated agriculture   |
| Social Development    | 2.1 Education and training<br>2.2 Health and health services<br>2.3 Food and nutrition security<br>2.4 Population management<br>2.5 Water and sanitation<br>2.6 Child and family welfare<br>2.7 The aged<br>2.8 Gender equality<br>2.9 Social protection<br>2.10 Disability and development<br>2.11 Employment and decent work<br>2.12 Youth development<br>2.13 Sports and recreation | 2.1 Poor quality of education at all levels<br>2.2 Inadequate and inequitable access to education for PWDs and people with special needs at all levels<br>2.3 Gaps in physical access to quality health care<br>2.4 Inadequate emergency service<br>2.5 Poor quality of health care service<br>2.6 High stigmatization and discrimination of HIV/AIDS<br>2.7 Unmet needs for adolescents and youth sexual and reproductive health service<br>2.8 Inadequate policy and institutional coordination and harmonization in water service delivery<br>2.9 High prevalence of open defecation<br>2.10 low level of investment in sanitation sector<br>2.11 Poor hygiene practices<br>2.12 Weak enforcement of laws and right of children<br>2.13 Inadequate care for the aged<br>2.14 Lack of adequate pension plans for the informal sector |

|  |   |  |
|--|---|--|
|  |   | <p>2.15 Inadequate opportunities for persons with disabilities to contribute to society</p> <p>2.16 Lack of physical access to public and private structures for PWDs</p> <p>2.17 High levels of unemployment and under-employment amongst the youth</p> <p>2.18 Lack of provision of sports and recreational needs in the development of communities</p> <p>2.19 Low prominence accorded language learning in the school system</p> |
| Environment, Infrastructure and Human Settlement | <p>3.1 Protected areas</p> <p>3.2 Mineral extraction</p> <p>3.3 Coastal and marine area erosion</p> <p>3.4 Environmental pollution</p> <p>3.5 Deforestation, desertification and soil erosion</p> <p>3.6 Climate variability and change</p> <p>3.7 Disaster management</p> <p>3.8 Transport infrastructure: road, rail, water and air</p> <p>3.9 Information Communication Technology (ICT)</p> <p>3.10 Science Technology and Innovation</p> <p>3.11 Energy and petroleum</p> <p>3.12 Construction industry development</p> <p>3.13 Drainage and flood control</p> <p>3.14 Infrastructure re-maintenance</p> <p>3.15 Land administration and management</p> <p>3.16 Human settlement and housing</p> <p>3.17 Rural development</p> | <p>3.1 Encroachment of conservation areas</p> <p>3.2 Environmental degradation</p> <p>3.3 Improper disposal of solid and liquid waste</p> <p>3.4 Poor ICT services</p> <p>3.5 Poor sanitation and waste management</p> <p>3.6 High dependence on wood on fuel</p> <p>3.7 Inadequate spatial plans for MMDAs</p> <p>3.8 High and increasing cost of building materials</p>  |
| Governance, Corruption and Public Accountability | <p>Encroachment of conservation areas</p> <p>3.2 Environmental degradation</p> <p>3.3 Improper disposal of solid and liquid waste</p> <p>3.4 Poor ICT services</p> <p>3.5 Poor sanitation and waste management</p> <p>3.6 High dependence on wood on fuel</p> <p>3.7 Inadequate spatial plans for MMDAs</p> <p>3.8 High and increasing cost of building materials</p>   | <p>4.1 Poor coordination in preparation and implementation of development plans</p> <p>4.2 Poor record keeping</p> <p>4.3 Ineffective monitoring and evaluation of implementation of development policies and plans</p> <p>4.4 Political polarization</p> <p>4.5 Practice of outmoded cultural rites inimical to development</p> <p>4.6 Growing negative influence of foreign culture</p>  |

Source: DPCU, 2017

## CHAPTER THREE

### DEVELOPMENT PROJECTIONS, ADOPTED GOALS, OBJECTIVES AND STRATEGIES

The importance of projections in planning cannot be overemphasized in the pursuit of development. This is because, accurate or inaccurate projections have influence the pattern of development either positively or negatively.

It refers to an estimate of a future situation based on a study of present trends. This implies that, data on present situation is relevant in projecting the impact of an event in the future, hence the need for accurate data.

#### Population Projection

Population projections are estimates of present populations for future dates. They are typically based on an estimated population consistent with the most recent decennial census. This usually illustrate possible courses of projection change based on assumptions about future births, deaths and migration.

For the purpose of this plan therefore, the 2010 Population and Housing Census (PHC) will serve as the basis for the projections on the assumptions that;

1. the population growth rate of 2.5% (Regional growth rate) will remain unchanged
2. fertility rate of 3.3 children per woman aged 15-49 will remain unchanged
3. the total percentage of migrant population (26.0%) will remain unchanged

Table 6.3 below provides a summary of the projected population of the District based on the 2010 PHC which estimated the population of the District at 47,335 with males constituting 49.1% while females form the remaining 51.9%.

**Table 6.3: Showing Projected Population of the District from 2018-2021**

| YEAR | GROWTH RATE (%) | POPULATION |         |                |
|------|-----------------|------------|---------|----------------|
|      |                 | MALE       | FEMALE  | TOTAL          |
| 2018 | 2.65            | 23,781     | 24, 601 | <b>48,382</b>  |
| 2019 | 2.65            | 24, 349    | 25, 161 | <b>49, 510</b> |
| 2020 | 2.65            | 24, 930    | 25, 724 | <b>50, 654</b> |
| 2021 | 2.65            | 25,326     | 26, 342 | <b>51, 668</b> |

Source: DPCU, 2017

#### Implications for Development

From table 6.3 above, it can be deduced that, the population of the District will grow at a rate of 2.65% all things being equal.

This may be due to the increasing spate of teenage pregnancy, non-subscription to family planning among others. It is worth mentioning that, growth in population has a direct impact on the provision of goods and services. Therefore, efforts should be made by all stakeholders in the District to check this worrying trend.

### Population Projections for Major Settlements in the District

Table 6.4 below provides projected population of major settlements in the District.

**Table 6.4: Showing population projection of major communities**

| No | Name of communities | Projection 2018 |       |        | Projection 2019 |       |        | Projection 2020 |       |        |
|----|---------------------|-----------------|-------|--------|-----------------|-------|--------|-----------------|-------|--------|
|    |                     | Total           | Male  | Female | Total           | Male  | Female | Total           | Male  | Female |
| 1. | Akukorme            | 2,454           | 1,127 | 1,327  | 2,511           | 1,154 | 1,357  | 2,569           | 1,182 | 1,388  |
| 2  | Gblenkor            | 1,395           | 644   | 751    | 1,427           | 659   | 768    | 1,460           | 675   | 785    |
| 3  | Wademaxe            | 1,401           | 714   | 687    | 1,434           | 731   | 703    | 1,467           | 749   | 719    |
| 4  | Dzana               | 1,581           | 719   | 862    | 1,618           | 736   | 882    | 1,655           | 754   | 901    |
| 5  | Tokorme             | 2,027           | 928   | 1,099  | 2,074           | 951   | 1,124  | 2,123           | 973   | 1,149  |
| 6  | Agatanyigbe         | 1,096           | 505   | 591    | 1,122           | 517   | 604    | 1,167           | 529   | 618    |
| 7  | Vakpo Afeye         | 4,385           | 2,116 | 2,270  | 4,488           | 2,166 | 2,322  | 4,591           | 2,218 | 2,374  |
| 8  | Vakpo Dunyo         | 1,261           | 694   | 567    | 1,290           | 710   | 580    | 1,320           | 727   | 593    |
| 9  | Vakpo New Adomi     | 998             | 526   | 472    | 1,021           | 538   | 483    | 1,045           | 551   | 493    |
| 10 | Vakpo Todzi         | 807             | 414   | 392    | 825             | 424   | 401    | 845             | 434   | 410    |
| 11 | Vakpo Aneta         | 2,229           | 1,133 | 1,097  | 2,228           | 1,160 | 1,122  | 1,334           | 1,187 | 1,146  |
| 12 | Vakpo Fu            | 440             | 241   | 198    | 450             | 248   | 202    | 461             | 254   | 207    |
| 13 | Wusuta Gadze        | 3,823           | 1,882 | 1,941  | 3,912           | 1,928 | 1,986  | 4,003           | 1,973 | 2,030  |
| 14 | Wusuta Kpebe        | 662             | 386   | 275    | 667             | 396   | 282    | 693             | 405   | 288    |
| 15 | Wusuta Resettlement | 1,503           | 735   | 768    | 1,538           | 752   | 786    | 1,573           | 770   | 803    |
| 16 | Wusuta Anyafo       | 429             | 224   | 205    | 439             | 230   | 209    | 449             | 235   | 214    |
| 17 | Aveme Danyigba      | 1,457           | 750   | 707    | 1,491           | 768   | 723    | 1,525           | 786   | 739    |
| 18 | Aveme Gborxome      | 593             | 265   | 327    | 606             | 272   | 335    | 620             | 278   | 342    |
| 19 | Aveme Resettlement  | 506             | 289   | 216    | 518             | 296   | 221    | 530             | 303   | 226    |

|    |               |       |     |     |       |     |     |       |     |     |
|----|---------------|-------|-----|-----|-------|-----|-----|-------|-----|-----|
| 20 | Aveme Beme    | 1,701 | 752 | 949 | 1,741 | 770 | 971 | 1,781 | 789 | 992 |
| 21 | Awate Todzi   | 481   | 223 | 258 | 492   | 228 | 264 | 504   | 234 | 270 |
| 22 | Awate Agame   | 1,020 | 504 | 516 | 1,043 | 516 | 527 | 1,068 | 528 | 540 |
| 23 | Awate Tornu   | 319   | 159 | 160 | 326   | 163 | 163 | 334   | 167 | 167 |
| 24 | Tsyome Sabadu | 1,211 | 593 | 618 | 1,239 | 607 | 632 | 1,268 | 622 | 646 |

Source: DPCU, 2017

## Health

The promotion of good health through access to quality health care is among others a major objective under the health and health services focus area. In order therefore to be able to achieve this objective, it is imperative that, realistic projections are made in the area of both human and logistical capital.

In respect of the above therefore, projections will be made in the area of hospital, doctors, midwives and nurses that will be required during the period with due consideration to the following standards in the health service:

- Hospital-Population Ratio =1:75,000
- Doctor-Patient Ratio =1:2,000
- Nurse (enroll nurses, midwives & community health nurses): Patient ratio =1: 600

Table 6.5 shows that only one hospital is needed during the plan period as the population of the District is below the threshold of 75,000.

**Table 6.5: Showing Projections for Health Facilities Demand for Hospital**

| FACILITY/TYPE     | POPULATION THRESHOLD | MAXIMUM TRAVEL DISTANCE | LEVEL OF SERVICE   | REQUIRED | EXISTING | BACKLOG |
|-------------------|----------------------|-------------------------|--------------------|----------|----------|---------|
| CHPS              | Less than 5,000      | 15km radius             | Lower service      |          | 7        |         |
| CLINIC/ RURAL MCH | Less than 5,000      | 15km radius             |                    |          | 1        |         |
| HEALTH CENTRE     | 5000 – 10,000        | 15km radius             |                    |          | 7        |         |
| POLYCLINIC        | 75,000               | 15km radius             | High level service |          | -        |         |
| HOSPITAL          | 75,000 +             | 15km radius             | High level service |          | 1        |         |

Source: DPCU, 2017

However, construction of 2no. additional CHPS compound is on-going and at various stages of completion to augment existing facilities in the district.

**Table 6.6: Showing Projections and Demand for Doctors**

| YEAR | POPULATION | REQUIRED | EXISTING | BACKLOG |
|------|------------|----------|----------|---------|
| 2018 | 48, 382    | 1        | 2        | 1       |
| 2019 | 49, 510    | 2        | 2        | 0       |
| 2020 | 50, 654    | 2        | 2        | 0       |
| 2021 | 51,668     | 2        | 2        | 0       |

Source: DPCU, 2017

As presented in Table 6.7 a huge number of nurses and midwives are required to work at the various health facilities in the District to make up for the backlog.

**Table 6.7: Showing Projections and Demand for Nurses**

| YEAR | POPULATION | REQUIRED | EXISTING | BACKLOG |
|------|------------|----------|----------|---------|
| 2018 | 48, 382    |          |          |         |
| 2019 | 49, 510    |          |          |         |
| 2020 | 50, 654    |          |          |         |
| 2021 | 51,668     |          |          |         |

Source: DPCU, 2017

### Projections for portable water

Available data indicates that, seven (7) small town/pipe systems serving communities like, Anfoega, Vakpo, Wusuta, Tsrukpe etc with additional four (4) small community pipe schemes to these same communities.

There is a total number of sixteen (16) pipe schemes and five (5) limited mechanized boreholes and 142 boreholes fitted with hand pumps in the district. Projections were made by the assembly mainly to undertake repair works on existing damaged facilities to augment its water usage. Table 6.8 below shows projection for water and sanitation.

**Table 6.8: Showing projections for water and sanitation**

| FACILITY/TYPE      | POPULATION THRESHOLD | ANFOEGA |       | VAKPO |       | AVEME |       | AWATE |       |
|--------------------|----------------------|---------|-------|-------|-------|-------|-------|-------|-------|
|                    |                      | REQ     | EXIST | REQ   | EXIST | REQ   | EXIST | REQ   | EXIST |
| Hand dug well      | 73 – 300             | -       | -     | -     | -     | -     | 1     | -     | -     |
| Borehole with pump | 301 -2000            |         | 46    |       | 41    |       | 33    |       | 22    |

|             |             |  |    |  |    |  |    |  |    |
|-------------|-------------|--|----|--|----|--|----|--|----|
| Pipe system | 2001 – 5000 |  | 11 |  | 70 |  | 10 |  | 12 |
|-------------|-------------|--|----|--|----|--|----|--|----|

Source: DWSP (2015-21)

## Education

Under education, projection was made for number of teachers that will be required and also classrooms and desks to be provided to enhance quality teaching and learning in Basic Schools in the District. The following standards were taken into consideration during the projection.

Teacher-Pupil Ratio 1:25

Classroom-Pupil Ratio 1:25

From Table 6.9, the District is deficient of teachers than required and therefore steps should be taken to transfer more to the District.

**Table 6.9: Showing Teacher-Pupil Ratio at K.G Level**

| YEAR | ENROLMENT | REQUIRED | EXISTING | BACKLOG | SURPLUS |
|------|-----------|----------|----------|---------|---------|
| 2018 | 3429      | 1:25     | 1:34     |         | 9       |
| 2019 | 4459      | 1:25     | 1:36     |         | 11      |
| 2020 | 5798      | 1:25     | 1:42     |         | 17      |
| 2021 | 7538      | 1:25     | 1:46     |         | 21      |

Source: District Education Directorate, 2017

**Table 7.0: Showing Teacher-Pupil Ratio at Primary Level**

| YEAR | ENROLMENT | REQUIRED | EXISTING | BACKLOG | SURPLUS |
|------|-----------|----------|----------|---------|---------|
| 2018 | 5835      | 1:30     | 1:26     | 4       |         |
| 2019 | 5912      | 1:30     | 1:29     | 1       |         |
| 2020 | 5989      | 1:30     | 1:32     |         | 2       |
| 2021 | 6067      | 1:30     | 1:37     |         | 7       |

Source: DPCU, 2014

**Table 7.1: Showing Teacher-Pupil Ratio at JHS Level**

| YEAR | ENROLMENT | REQUIRED | EXISTING | BACKLOG | SURPLUS |
|------|-----------|----------|----------|---------|---------|
| 2018 | 1170      | 1:25     | 1:20     | 5       |         |
| 2019 | 1185      | 1:25     | 1:24     | 1       |         |
| 2020 | 1200      | 1:25     | 1:27     |         | 2       |
| 2021 | 1216      | 1:25     | 1:29     |         | 4       |

Source: DPCU, 2017

**Table 7.2: Showing Teacher-Pupil Ratio at SHS Level**

| YEAR | ENROLMENT | REQUIRED | EXISTING | BACKLOG | SURPLUS |
|------|-----------|----------|----------|---------|---------|
| 2018 | 2362      | 1:30     | 1:32     |         | 2       |
| 2019 | 2393      | 1:30     | 1:32     |         | 2       |
| 2020 | 2425      | 1:30     | 1:30     |         |         |
| 2021 | 2458      | 1:30     | 1:30     |         |         |

Source: DPCU, 2017

**Table 7.3: Showing Projections for Educational Facilities**

| FACILITY/TYPE    | POPULATION THRESHOLD | MAXIMUM TRAVEL DISTANCE | FACILITY SERVICES   | REQUIRED | EXISTING | BACKLOG |
|------------------|----------------------|-------------------------|---|----------|----------|---------|
| BASIC SCHOOL     | 2000                 | 3km                     | Classrooms, playing ground, kitchen, washroom, libraries, assembly hall, workshop   |          |          |         |
| SENIOR SCHOOL    |                      | N/A                     | Classrooms, washroom, libraries, assembly hall, workshop, administration block, science lab. Staff accommodation, sickbay etc |          |          |         |
| VOCATIONAL SCHOL |                      | N/A                     | Classrooms, washroom, libraries, assembly hall, workshop, administration block, science lab. Staff accommodation,             |          |          |         |

|  |  |  |              |  |  |  |
|--|--|--|--------------|--|--|--|
|  |  |  | sickbay etc. |  |  |  |
|--|--|--|--------------|--|--|--|

Source: DPCU, 2017

## Adoption of District Development Goals objectives and strategies

### Development themes

These are the critical goals arising out of the thematic areas, which need to be tackled if the desired reduction of poverty and the subsequent improvements in the living standards of the people in the district are to be achieved in a sustainable and integrated manner.

Themes dimensions form the 5 - priority areas of the National Medium-Term Development Policy Framework for the medium term (NMTDPF, 2018-2021). This is to ensure that efforts at the district level are married to those at the national level to ensure easy assessment and measurement of performance.

These are:

- Economic Development
- Social Development
- Environment, Infrastructure and Human Settlements
- Governance, Corruption and Public Accountability
- Ghana and the International Community

### Development goals

The goal of the Plan for the medium term is to improve the standard of living of the people through effectively and efficiently mobilizing resources and distributing same to promote and sustain socio-economic development through grass root participatory decision making and good governance.

### Objectives and Strategies

The strategies adopted to achieve the policy objectives of the District and the country as a whole are summarized in Table 7.4 below.

**Table 7.4: showing adoption of district development dimensions, issues, objectives and strategies**

| DVELOPMENT | ADOPTED ISSUES | POLICY OBJECTIVE | STRATEGIES |
|------------|----------------|------------------|------------|
|------------|----------------|------------------|------------|

| DIMENSION            |   |   |  |
|----------------------|---|---|--|
| Economic Development | <ul style="list-style-type: none"> <li>Revenue underperformance due to leakages and loopholes among others</li> <li>Weak link between the medium term policies/plan and the budget</li> </ul> | 1.2 Ensure improved fiscal performance and sustainability                       | 1.2.1 eliminate revenue collection leakages<br>1.2.2 Strengthen revenue institutions and administrations<br><br>1.2.2.3 Build and sustain national and sub-national capacity for macroeconomic planning and development  |
|                      | <ul style="list-style-type: none"> <li>High cost of production input</li> </ul>   | 4.1 Promote demand-driven approach to agricultural development                  | 4.1.3 develop market support services for selected horticulture, food and industrial crops to enhance production for export  |
|                      | <ul style="list-style-type: none"> <li>Inadequate start-up capital for the youth</li> <li>Lack of credit for agriculture</li> </ul>   | 4.6 Promote agriculture as a viable business for the youth                      | 4.6.3 Provide financial support for the youth by linking them to financial institutions for the provision of start-up capital<br><br>4.6.5 Support the youth to have access to land<br><br>4.6.5 Design and implement special programmes to build the capacity of the youth in agricultural operations |
|                      | <ul style="list-style-type: none"> <li>Over-exploitation of fisheries resources</li> </ul>  | 5.2 Ensure sustainable development and management of Aquatic Fisheries Resource | 5.2.1 Promote marine conservation and protection in a sustainable manner<br><br>5.2.3 Reduce illegal fishing and post-harvest losses   |
|                      | <ul style="list-style-type: none"> <li>Poor tourism infrastructure and services</li> </ul>  | 6.1 Diversify and expand the tourism industry for economic development          | 6.1.3 Promote public private partnership for the investment in the sector<br><br>6.1.3 Promote and enforce local tourism and develop available potential sites to meet internationally accepted standards<br><br>6.1.5 Mainstream tourism development in the district development plans                |
|                      | <ul style="list-style-type: none"> <li>Lack of contiguous land for large scale industrial development</li> </ul>  | 6.1 Diversify and expand the tourism industry for economic development          | 2.5.1 Facilitate access to dedicated land in every district for the establishment of multi-purpose industrial  |

|                    |  |   |   |
|--------------------|--|---|---|
|                    |  |   | <p>parks, sector specific industrial enclaves and enterprise free zones</p>   |
| Social Development | <ul style="list-style-type: none"> <li>Poor quality of education at all levels</li> <li>Inadequate and inequitable access to education for PWDs and people with special needs</li> <li>Low prominence accorded language learning in the school system</li> </ul> | 1.1 Enhance inclusive and participation in quality equitable access to, and education at all levels | <p>1.1.1 Redefine basic education to include secondary education</p> <p>1.1.10 Expand infrastructure and facilities at all levels</p> <p>1.1.8 Facilitate implementation of language policy</p>   |
|                    | <ul style="list-style-type: none"> <li>Gaps in physical access to quality health care</li> <li>Inadequate emergency services</li> <li>Poor quality of health care services</li> <li>Unmet needs for mental health services</li> </ul>                            | 2.1 Ensure affordable, equitable, easily accessible and Universal Health Coverage (UHC)             | <p>2.1.1 Accelerate implementation of Community-based Health Planning and Services (CHPS) policy to equity in access to quality health care</p> <p>2.1.2 Expand and equip health facilities</p> <p>2.1.3 Revamp emergency medical preparedness and response services</p> <p>2.1.6 Strengthen the district and sub-district health system as the bedrock of the national primary health care strategy</p> <p>2.1.9 Accelerate implementation of the mental health strategy</p> <p>2.1.10 Ensure enactment and implementation of legislative instrument for the Mental Health Act</p> |
|                    | <ul style="list-style-type: none"> <li>High stigmatization and</li> </ul>  | 2.4 Ensure the reduction of new   | 2.4.2 Intensify education to  |

|  |  |   |   |
|--|--|---|---|
|  | discrimination of HIV and AIDS   | HIV and STIs infections, especially among the vulnerable groups               | reduce stigmatization   |
|  | <ul style="list-style-type: none"> <li>Unmet need for adolescents and youth sexual and reproductive health services</li> </ul>   | 4.1 Improve population management   | 4.1.3 Develop reliable system for the collection, compilation, analysis and dissemination of relevant and timely demographic data   |
|  | <ul style="list-style-type: none"> <li>Poor agricultural practices which affects water quality</li> <li>Negative impacts of climate variability and change</li> </ul>  | 5.1 Promote sustainable water resource development and management             | 5.1.3 Integrate water resources planning into national and sub-national development planning<br><br>5.1.7 Undertake tree planting along the banks of all major water bodies and their tributaries to reduce silting and pollution from human activities   |
|  | <ul style="list-style-type: none"> <li>Inadequate maintenance of water facilities</li> </ul>   | 5.2 Improve access to safe and reliable water supply services for all         | 5.2.2 Ensure sustainable financing and operations and maintenance of water supply systems   |
|  | <ul style="list-style-type: none"> <li>High prevalence of open defecation</li> <li>Poor sanitation and waste management</li> <li>Poor hygiene practices</li> </ul>   | 5.4 Improve access to improved and reliable environmental sanitation services | 5.4.2 Create space for private sector participation in the provision of sanitation services<br><br>5.4.8 Encourage private sector investment in recycling and recovery plants to deal with the menace of plastics and electronic waste<br><br>5.4.8 Encourage private sector investment in recycling and recovery plants to deal with menace of plastics and electronic waste |
|  | <ul style="list-style-type: none"> <li>Lack of policies to cater for children in specific conditions such as child trafficking, “streetism”, and child online protection</li> <li>Weak enforcement of laws and rights of children</li> </ul> | 7.1 Ensure effective child protection and family welfare system               | 7.1.1 Develop policies to address issues of child trafficking, “streetism”, child online protection and other neglected conditions<br><br>7.1.8 Institute a framework for developing the capacity of caregivers   |
|  | <ul style="list-style-type: none"> <li>Child neglect</li> </ul>  | 7.2 Ensure the rights and entitlements of children                            | 7.2.7 Strengthen the capacity of relevant institutions to enforce laws on child abuse   |

|  |  |   |  |
|--|--|---|--|
|  |  |   | and trafficking  |
|  | <ul style="list-style-type: none"> <li>Inadequate care for the aged</li> </ul>   | 8.1 Enhance the well-being of the aged  | 8.1.1 Facilitate the passage of the National Ageing Bill   |
|  | <ul style="list-style-type: none"> <li>Unfavorable socio-cultural environment for gender equality</li> </ul>   | 9.1 Gender equality   | 9.1.1 Ensure passage and implementation of the Affirmative Action (Gender Equality) Bill   |
|  | <ul style="list-style-type: none"> <li>Lack of adequate pension plans for the informal sector</li> </ul>   | 10.2 Ensure decent pensions for beneficiaries   | 10.2.6 Establish a system that ensures compulsory social security enrollment for the informal sector   |
|  | <ul style="list-style-type: none"> <li>Inadequate opportunities for persons with to contribute to society</li> <li>Exclusion and Discrimination against PWDs on matters of national development</li> </ul> | 11.1 Promote full participation of PWDs in social and economic development of the country | 11.1.8 Promote participation of PWDs in national development<br><br>11.1.8 Promote participation of PWDs in national development   |
|  | <ul style="list-style-type: none"> <li>Lack of physical access to public and private structures for PWDs</li> </ul>  | 11.3 Ensure that PWDs enjoy all the benefits of Ghanaian citizenship                      | 11.3.1 Ensure the implementation of the Ghana Accessibility Standards to ensure access of PWDs to the built environment, goods, services and assistive devices   |
|  | <ul style="list-style-type: none"> <li>High levels of unemployment and under-employment amongst the youth</li> </ul>   | 12.1 Improve human capital development and management                                     | 12.1.6 Strengthen enforcement of existing labor laws and regulations as well as the labor administration systems   |
|  | <ul style="list-style-type: none"> <li>Inadequate and poor sports infrastructure</li> <li>Lack of provision for sports and recreational needs in the development of communities</li> </ul>                 | 14.1 Enhance sports and recreational infrastructure                                       | 14.11 Adopt a national framework for development and maintenance of sports and recreational facilities<br><br>14.17 Promote partnership with the private sector in the development of sports and recreation infrastructure |
| Environment, Infrastructure and Human Settlement | <ul style="list-style-type: none"> <li>Weak enforcement of the relevant environmental and mining laws and regulations</li> </ul>   | 2.1 Ensure sustainable extraction of mineral resources                                    | 2.1.5 Promote restructuring of small-scale mining to operate within guidelines set-up under the appropriate regulations  |
|  | <ul style="list-style-type: none"> <li>Incidence of wildfire</li> <li>Indiscriminate use of weedicides</li> </ul>  | 5.1 Combat deforestation, desertification and soil erosion                                | 5.1.6 Ensure enforcement of National Wildfire Management Policy and local level bye-laws on wildfire<br><br>5.1.10 Improve incentives and other measures to encourage users of   |

|  |  |  |  |
|--|--|--|--|
|  |  |  | environmental resources to adopt less exploitative and non-degrading practices in agriculture  |
|  | <ul style="list-style-type: none"> <li>Low economic capacity to adapt to climate change</li> </ul>   | 6.1 Enhance climate change resilience  | 6.1.2 Collaborate with international partners to have more access to the Green Climate Fund (\$30 billion Global Fund) for climate change purposes |
|  | <ul style="list-style-type: none"> <li>Weak legal and policy framework for disaster prevention, preparedness and response</li> </ul>       | 7.1 Promote proactive planning for disaster prevention and mitigation                  | 7.1.1 Educate public and private institutions on natural and man-made hazards and disaster risk reduction  |
|  | <ul style="list-style-type: none"> <li>Poor quality and inadequate road transport network</li> </ul>                                       | 8.1 Improve efficiency and effectiveness of road transport infrastructure and services | 8.1.1 Ensure capacity improvement by constructing missing links  |
|  | <ul style="list-style-type: none"> <li>Inadequate facilities for PWDs in the transport system</li> </ul>                                   | 8.2 Ensure safety and security for all categories of road users                        | 8.2.1 Incorporate pedestrian safety facilities in planning, design, construction and maintenance of road infrastructure                            |
|  | <ul style="list-style-type: none"> <li>Poor quality of ICT services</li> </ul>   | 9.1 Enhance application of ICT in national development                                 | 9.1.8 Improve the quality of ICT services, especially internet and telephony   |
|  | <ul style="list-style-type: none"> <li>Limited utilization of relevant research outputs</li> </ul>   | 10.1 Mainstream science, technology and innovation in all socio-economic activities    | 10.1.1 Apply science, technology and innovation in implementation of policies programmes and projects  |
|  | <ul style="list-style-type: none"> <li>Unreliable power supply</li> </ul>  | 11.1 Ensure availability of clean, affordable and accessible energy                    | 11.1.2 Halt encroachment of protected zones of dams  |
|  | <ul style="list-style-type: none"> <li>Difficulty in the extension of grid electricity to remote rural and isolated communities</li> </ul> | 11.2 Ensure efficient transmission and distribution system                             | 11.2.4 Revise self-help-electricity project and use means-testing approaches to enable the poor to connect to the national grid                    |
|  | <ul style="list-style-type: none"> <li>Shortage of skilled construction workers</li> </ul>   | 12.1 Build a competitive and modern construction industry                              | 12.1.8 Support technical education institutions and other professional bodies to train more human resources for the construction sector            |
|  | <ul style="list-style-type: none"> <li>Poor waste disposal practices</li> </ul>  | 13.1 Address recurrent devastating floods  | 13.1.3 Intensify public education on indiscriminate disposal of waste  |
|  | <ul style="list-style-type: none"> <li>Poor drainage system</li> </ul>   |  | 13.1.4 Prepare and implement adequate drainage plans for all MMDAs   |
|  | <ul style="list-style-type: none"> <li>Poor and inadequate maintenance of infrastructure</li> </ul>  | 14.1 Promote proper maintenance culture  | 14.1.1 Institute a robust maintenance scheme for rail, roads, ports, harbors and other critical infrastructure                                     |
|  | <ul style="list-style-type: none"> <li>Cumbersome land acquisition process Continue on-going land reforms to</li> </ul>                    | 15.1 Develop efficient land administration and management system                       | 15.1.1 Continue on-going land reforms to address title and ownership to land   |

|  |  |   |  |
|--|--|---|--|
|  | address title and ownership to land  |   |  |
|  | <ul style="list-style-type: none"> <li>Weak enforcement of planning and building regulations</li> <li>Inadequate spatial plans for regions and MMDAs</li> <li>Inadequate human and institutional capacities for land use planning</li> </ul> | 16.1 Promote sustainable, spatially integrated, balanced and orderly development of human settlements | <p>16.1.1 Fully Implement Land Use and Spatial Planning Act, 2016 (Act 925)</p> <p>16.1.5 Strengthen the human and institutional capacities for effective land use and management nationwide</p> <p>16.1.6 Support research development in urban and regional planning</p> |
|  | <ul style="list-style-type: none"> <li>High rate of rural urban migration</li> <li>Poor and inadequate rural infrastructure and services</li> </ul>  | 17.1 Enhance quality of life in rural areas   | <p>17.1.1 Establish rural service centers to promote agriculture and agro-based industries</p> <p>17.1.2 Promote rural enterprise development, financial inclusion, service delivery, capacity building and economic development</p>                                       |
| Governance, Corruption and Public Accountability | <ul style="list-style-type: none"> <li>Ineffective sub-district structures</li> </ul>  | 1.1 Deepen political and administrative decentralization  | 2.1.7 Strengthen sub-district structures   |
|  | <ul style="list-style-type: none"> <li>Poor coordination in preparation and implementation of development plans</li> <li>Poor linkage between planning and budgeting at national, regional and district levels</li> </ul>                    | 2.2 Improve decentralization planning   | <p>2.2.1 Strengthen local level capacity for participatory planning and budgeting</p> <p>2.2.2 Create enabling environment for the implementation of the Local Economic Development (LED) and Public Private Partnership (PPP) policies at the district level</p>          |
|  | <ul style="list-style-type: none"> <li>Poor record keeping</li> </ul>  | 3.1 Build an effective and efficient Government machinery   | 3.1.12 Improve documentation within the public sector  |
|  | <ul style="list-style-type: none"> <li>Ineffective monitoring and evaluation of implementation of development policies and plans</li> </ul>  | 4.1 Enhance capacity for policy formulation and coordination  | 4.1.3 Strengthen the capacity of public institutions for undertaking policy analysis, development planning, monitoring and evaluation,   |

|  |   |  |  |
|--|---|--|--|
|  | <ul style="list-style-type: none"> <li>Weak research capacity of MDAs and MMDAs</li> </ul>  |  | <p>macro-econometric modelling and forecasting</p> <p>4.1.4 Strengthen capacity of research and statistical information management of MMDAs</p>  |
|  | <ul style="list-style-type: none"> <li>High perception of corruption among public office holders and citizenry</li> <li>Misappropriation of funds by public office holders</li> </ul> | 7.1 Promote the fight against corruption and economic crimes | <p>7.1.1 Ensure the continuous implementation of National Anti-Corruption Action Plan (NACAP)</p> <p>7.1.4 Strengthen the judiciary, Parliament, security services and other anti-corruption institutions to effectively perform their functions</p> |
|  | <ul style="list-style-type: none"> <li>Practice of outmoded rites and customs inimical to development</li> <li>Growing negative influence of foreign culture</li> </ul>               | 12.1.8 Promote culture in the development process            | <p>12.1.8 Strengthen institutions and improve coordination framework for development of culture</p> <p>12.1.8 Strengthen institutions and improve coordination framework for development of culture</p>  |

Source: DPCU, 2017

## CHAPTER FOUR

### FORMULATION OF DEVELOPMENT PROGRAMMES AND SUB-PROGRAMMES

This chapter seeks to explain how adopted Programmes and Sub-Programmes of the District Assembly for MTDP (2018-2021) are linked to the Programme Based-Budget.

Table 7.5 below shows how Programmes and Sub-Programmes of 2018-2021 MTDP are linked to the Programme Based Budget.

**Table 7.5: Showing Programmes and Sub-Programmes**

| DEVELOPMENT DIMENSION: ECONOMIC DEVELOPMENT   |  |                               |                                      |
|---|--|-------------------------------|--------------------------------------|
| MTDP (2018-21)  |  |                               |                                      |
| ADOPTED OBJECTIVES  | ADOPTED STRATEGIES   | PROGRAMMES                    | SUB-PROGRAMMES                       |
| <ul style="list-style-type: none"> <li>➤ Ensure improved fiscal performance and sustainability</li> </ul>                       | <ul style="list-style-type: none"> <li>• Eliminate revenue collection leakages</li> <li>• Strengthen revenue institutions and administrations</li> <li>• Build and sustain national and sub-national capacity for macroeconomic planning and development</li> </ul>  | Management and Administration | Finance and Revenue Mobilization     |
| <ul style="list-style-type: none"> <li>➤ Promote demand-driven approach to agricultural development</li> </ul>                  | <ul style="list-style-type: none"> <li>• Develop market support services for selected horticulture, food and industrial crops to enhance production for export</li> </ul>  | Economic Development          | Agricultural services and Management |
| <ul style="list-style-type: none"> <li>➤ Promote agriculture as a viable business for the youth</li> </ul>                      | <ul style="list-style-type: none"> <li>• Provide financial support for the youth by linking them to financial institutions for the provision of start-up capital</li> <li>• Support the youth to have access to land</li> <li>• Design and implement special programmes to build the capacity of the youth in agricultural operations</li> </ul> |                               |                                      |
| <ul style="list-style-type: none"> <li>➤ Ensure sustainable development and management of Aquatic Fisheries Resource</li> </ul> | <ul style="list-style-type: none"> <li>• Promote marine conservation and protection in a sustainable manner</li> <li>• Reduce illegal fishing and post-harvest losses</li> </ul>   |                               |                                      |
| <ul style="list-style-type: none"> <li>➤ Diversify and expand the</li> </ul>  | <ul style="list-style-type: none"> <li>• Promote public private</li> </ul>   |                               | Trade, Industry and                  |

|   |   |                          |                                 |
|---|---|--------------------------|---------------------------------|
| tourism industry for economic development   | <p>partnership for the investment in the sector</p> <ul style="list-style-type: none"> <li>• Promote and enforce local tourism and develop available potential sites to meet internationally accepted standards</li> <li>• Mainstream tourism development in the district development plans</li> <li>• Facilitate access to dedicated land in every district for the establishment of multi-purpose industrial parks, sector specific industrial enclaves and enterprise free zones</li> </ul>  |                          | Tourism                         |
| <b>DEVELOPMENT DIMENSION: SOCIAL DEVELOPMENT</b>  |   |                          |                                 |
| <b>ADOPTED OBJECTIVES</b>   | <b>ADOPTED STRATEGIES</b>   | <b>PROGRAMMES</b>        | <b>SUB-PROGRAMMES</b>           |
| <ul style="list-style-type: none"> <li>➤ Enhance inclusive and participation in quality equitable access to, and education at all levels</li> </ul> | <ul style="list-style-type: none"> <li>• Redefine basic education to include secondary education</li> <li>• Expand infrastructure and facilities at all level</li> <li>• Facilitate implementation of language policy</li> </ul>  | Social Services Delivery | Education and Youth Development |
| <ul style="list-style-type: none"> <li>➤ Ensure affordable, equitable, easily accessible and Universal Health Coverage (UHC)</li> </ul>             | <ul style="list-style-type: none"> <li>• Accelerate implementation of Community-based Health Planning and Services (CHPS) policy to equity in access to quality health care</li> <li>• Expand and equip health facilities</li> <li>• Revamp emergency medical preparedness and response services</li> <li>• Strengthen the district and sub-district health system as the bedrock of the national primary health care strategy</li> <li>• Accelerate implementation of the mental health strategy</li> <li>• Ensure enactment and implementation of legislative instrument for the Mental Health Act</li> </ul> |                          | Health delivery                 |
| <ul style="list-style-type: none"> <li>➤ Ensure the reduction of new HIV and STIs infections, especially among the vulnerable groups</li> </ul>     | <ul style="list-style-type: none"> <li>• Intensify education to reduce stigmatization</li> </ul>  |                          |                                 |
| <ul style="list-style-type: none"> <li>➤ Improve population management</li> </ul>   | <ul style="list-style-type: none"> <li>• Develop reliable system for the collection, compilation, analysis</li> </ul>   |                          |                                 |

|   |   |  |   |
|---|---|--|---|
|   | and dissemination of relevant and timely demographic data   |  |   |
| ➤ Promote sustainable water resource development and management             | <ul style="list-style-type: none"> <li>• Integrate water resources planning into national and sub-national development planning</li> <li>• Undertake tree planting along the banks of all major water bodies and their tributaries to reduce silting and pollution from human activities</li> </ul>   | Infrastructure Delivery and Management | Infrastructure Development                    |
| ➤ Improve access to safe and reliable water supply services for all         | <ul style="list-style-type: none"> <li>• Ensure sustainable financing and operations and maintenance of water supply systems</li> </ul>   |  |   |
| ➤ Improve access to improved and reliable environmental sanitation services | <ul style="list-style-type: none"> <li>• Create space for private sector participation in the provision of sanitation services</li> <li>• Encourage private sector investment in recycling and recovery plants to deal with the menace of plastics and electronic waste</li> <li>• Encourage private sector investment in recycling and recovery plants to deal with menace of plastics and electronic waste</li> </ul> |  | Environmental, Health and Sanitation Services |
| ➤ Ensure effective child protection and family welfare system               | <ul style="list-style-type: none"> <li>• Develop policies to address issues of child trafficking, “streetism”, child online protection and other neglected conditions</li> <li>• Institute a framework for developing the capacity of caregivers</li> </ul>   |  | Social Development                            |
| ➤ Ensure the rights and entitlements of children                            | <ul style="list-style-type: none"> <li>• Strengthen the capacity of relevant institutions to enforce laws on child abuse and trafficking</li> </ul>   |  |   |
| ➤ Enhance the well-being of the aged  | <ul style="list-style-type: none"> <li>• Facilitate the passage of the National Ageing Bill</li> </ul>  |  |   |
| ➤ Gender equality   | <ul style="list-style-type: none"> <li>• Ensure passage and implementation of the Affirmative Action (Gender Equality) Bill</li> </ul>  |  |   |
| ➤ Ensure decent pensions for beneficiaries                                  | <ul style="list-style-type: none"> <li>• Establish a system that ensures compulsory social security enrollment for the informal sector</li> </ul>   |  |   |
| ➤ Promote full participation of PWDs in social and economic development of  | <ul style="list-style-type: none"> <li>• Promote participation of PWDs in national development</li> <li>• Promote participation of PWDs</li> </ul>  |  |   |

|   |  |                               |                                       |
|---|--|-------------------------------|---------------------------------------|
| the country   | in national development  |                               |                                       |
| ➤ Ensure that PWDs enjoy all the benefits of Ghanaian citizenship | <ul style="list-style-type: none"> <li>• Ensure the implementation of the Ghana Accessibility Standards to ensure access of PWDs to the built environment, goods, services and assistive devices</li> </ul>  |                               |                                       |
| ➤ Improve human capital development and management                | <ul style="list-style-type: none"> <li>• Strengthen enforcement of existing labor laws and regulations as well as the labor administration systems</li> </ul>  | Management and Administration | Planning, Budgeting and Co-ordination |
| ➤ Enhance sports and recreational infrastructure                  | <ul style="list-style-type: none"> <li>• Adopt a national framework for development and maintenance of sports and recreational facilities</li> <li>• Promote partnership with the private sector in the development of sports and recreation infrastructure</li> </ul> | Social Services Delivery      | Education and Youth Development       |

**DEVELOPMENT DIMENSION: ENVIRONMENT, INFRASTRUCTURE AND HUMAN SETTLEMENT**

| ADOPTED OBJECTIVES  | ADOPTED STRATEGIES  | PROGRAMMES               | SUB-PROGRAMMES                     |
|---|---|--------------------------|------------------------------------|
| ➤ Ensure sustainable extraction of mineral resources                        | <ul style="list-style-type: none"> <li>• Promote restructuring of small-scale mining to operate within guidelines set-up under the appropriate regulations</li> </ul>   | Environmental Management |                                    |
| ➤ Combat deforestation, desertification and soil erosion                    | <ul style="list-style-type: none"> <li>• Ensure enforcement of National Wildfire Management Policy and local level bye-laws on wildfire</li> <li>• Improve incentives and other measures to encourage users of environmental resources to adopt less exploitative and non-degrading practices in agriculture</li> </ul> |                          |                                    |
| ➤ Enhance climate change resilience   | <ul style="list-style-type: none"> <li>• Collaborate with international partners to have more access to the Green Climate Fund (\$30 billion Global Fund) for climate change purposes</li> </ul>  |                          |                                    |
| ➤ Promote proactive planning for disaster prevention and mitigation         | <ul style="list-style-type: none"> <li>• Educate public and private institutions on natural and man-made hazards and disaster risk reduction</li> </ul>   |                          | Disaster Prevention and Management |
| ➤ Improve efficiency and effectiveness of road transport infrastructure and | <ul style="list-style-type: none"> <li>• Ensure capacity improvement by constructing missing links</li> </ul>   |                          |                                    |

|  |  |  |                                 |
|--|--|--|---------------------------------|
| services   |  |  |                                 |
| ➤ Ensure safety and security for all categories of road users                                      | <ul style="list-style-type: none"> <li>• Incorporate pedestrian safety facilities in planning, design, construction and maintenance of road infrastructure</li> </ul>  |  |                                 |
| ➤ Enhance application of ICT in national development   | <ul style="list-style-type: none"> <li>• Improve the quality of ICT services, especially internet and telephony</li> </ul>   | Social Services Delivery               | Education and Youth Development |
| ➤ Mainstream science, technology and innovation in all socio-economic activities                   | <ul style="list-style-type: none"> <li>• Apply science, technology and innovation in implementation of policies programmes and projects</li> </ul>   |  |                                 |
| ➤ Ensure availability of clean, affordable and accessible energy                                   | <ul style="list-style-type: none"> <li>• Halt encroachment of protected zones of dams</li> </ul>   |  |                                 |
| ➤ Ensure efficient transmission and distribution system  | <ul style="list-style-type: none"> <li>• Revise self-help-electricity project and use means-testing approaches to enable the poor to connect to the national grid</li> </ul>   |  |                                 |
| ➤ Build a competitive and modern construction industry   | <ul style="list-style-type: none"> <li>• Support technical education institutions and other professional bodies to train more human resources for the construction sector</li> </ul>   |  |                                 |
| ➤ Address recurrent devastating floods   | <ul style="list-style-type: none"> <li>• Intensify public education on indiscriminate disposal of waste</li> <li>• Prepare and implement adequate drainage plans for all MMDAs</li> </ul>  |  |                                 |
| ➤ Promote proper maintenance culture   | <ul style="list-style-type: none"> <li>• Institute a robust maintenance scheme for rail, roads, ports, harbors and other critical infrastructure</li> </ul>  |  |                                 |
| ➤ Develop efficient land administration and management system                                      | <ul style="list-style-type: none"> <li>• Continue on-going land reforms to address title and ownership to land</li> </ul>  | Infrastructure Delivery and Management | Infrastructure Development      |
| ➤ Promote sustainable, spatially integrated, balanced and orderly development of human settlements | <ul style="list-style-type: none"> <li>• Fully Implement Land Use and Spatial Planning Act, 2016 (Act 925)</li> <li>• Strengthen the human and institutional capacities for effective land use and management nationwide</li> <li>• Support research development in urban and regional planning</li> </ul> |  |                                 |
| ➤ Enhance quality of life in rural areas   | <ul style="list-style-type: none"> <li>• Establish rural service centers to promote agriculture and agro-based industries</li> <li>• Promote rural enterprise development, financial inclusion, service delivery, capacity building and economic development</li> </ul>                                    |  |                                 |

| <b>DEVELOPMENT DIMENSION: GOVERNANCE, CORRUPTION AND PUBLIC ACCOUNTABILITY</b> |   |                               |                        |
|--|---|-------------------------------|------------------------|
| <b>ADOPTED OBJECTIVES</b>  | <b>ADOPTED STRATEGIES</b>   | <b>PROGRAMMES</b>             | <b>SUB-PROGRAMMES</b>  |
| ➤ Deepen political and administrative decentralization                         | <ul style="list-style-type: none"> <li>Strengthen sub-district structures</li> </ul>  | Management and Administration | General Administration |
| ➤ Improve decentralization planning  | <ul style="list-style-type: none"> <li>Strengthen local level capacity for participatory planning and budgeting</li> <li>Create enabling environment for the implementation of the Local Economic Development (LED) and Public Private Partnership (PPP) policies at the district level</li> </ul>                      |                               |                        |
| ➤ Build an effective and efficient Government machinery                        | <ul style="list-style-type: none"> <li>Improve documentation within the public sector</li> </ul>  |                               |                        |
| ➤ Enhance capacity for policy formulation and coordination                     | <ul style="list-style-type: none"> <li>Strengthen the capacity of public institutions for undertaking policy analysis, development planning, monitoring and evaluation, macro-econometric modelling and forecasting</li> <li>Strengthen capacity of research and statistical information management of MMDAs</li> </ul> |                               |                        |
| ➤ Promote the fight against corruption and economic crimes                     | <ul style="list-style-type: none"> <li>Ensure the continuous implementation of National Anti-Corruption Action Plan (NACAP)</li> <li>Strengthen the judiciary, Parliament, security services and other anti-corruption institutions to effectively perform their functions</li> </ul>                                   |                               |                        |

Source: DPCU, 2017

### **Formulation of Composite Programme of Action (PoA) 2018-2021**

## COMPOSITE PROGRAMME OF ACTION (POA) 2018-2021

- Adopted Objectives:**
1. ensure improved fiscal performance and sustainability
  2. Promote demand-driven approach to agricultural development
  3. Promote agriculture as a viable business for the youth
  4. Ensure sustainable development and management of Aquatic Fisheries Resource
  5. Diversify and expand the tourism industry for economic development

- Adopted Strategies:**
1. Eliminate revenue collection leakages
  2. Strengthen revenue institutions and administrations
  3. Build and sustain national and sub-national capacity for macroeconomic planning and development
  4. Develop market support services for selected horticulture, food and industrial crops to enhance production for export
  5. Provide financial support for the youth by linking them to financial institutions for the provision of start-up capital
  6. Support the youth to have access to land
  7. Design and implement special programmes to build the capacity of the youth in agricultural operations
  8. Promote marine conservation and protection in a sustainable manner
  9. Reduce illegal fishing and post-harvest losses
  10. Promote public private partnership for the investment in the sector
  11. Promote and enforce local tourism and develop available potential sites to meet internationally accepted standards
  12. Mainstream tourism development in the district development plans
  13. Facilitate access to dedicated land in every district for the establishment of multi-purpose industrial parks, sector specific industrial enclaves and enterprise free zones
  14. Implement “One District One Factory” programme

- Programmes:**
1. Management and administration
  2. Economic Development

- Sub-Programmes:**
1. Finance and revenue mobilization
  2. Agricultural services and management
  3. Trade, industry and tourism
  4. General Administration

**Table 7.6: Showing activities to be implemented under the Development Dimension within the Medium Term (2018-2021)**

| DEVELOPMENT DIMENSION: ECONOMIC DEVELOPMENT   |  |                       |    |    |    |                         |                   |                             |                       |                      |
|---|--|-----------------------|----|----|----|-------------------------|-------------------|-----------------------------|-----------------------|----------------------|
| DISTRICT ACTIVITIES   | OUTCOME/IMPACT INDICATORS                                | TIME FRAME 2018-2021) |    |    |    | INDICATIVE BUDGET (GH¢) | SOURCE OF FUNDING |                             | IMPLEMENTING AGENCIES |                      |
|   |  | 18                    | 19 | 20 | 21 |                         | IGF               | GOG/OTHER S/DONOR/DACF/MP'S | LEAD                  | COLLABORATING        |
|   |  |                       |    |    |    |                         |                   |                             |                       |                      |
| Train 10 No. Finance /Accounting staff on GIFMIS software   | No. of staff trained                                     | x                     |    |    |    | 5,000.00                |                   | DDF                         | DA                    | External Consultants |
| Create and update a reliable computer-based revenue database system   | Availability of a computer based revenue database system | x                     | x  | x  | x  | 10,000.00               |                   | DACF                        | DA                    | External Consultants |
| Organize 8no. training workshops for 30 revenue collectors on effective revenue mobilization techniques       | No. of revenue staff trained                             | x                     | x  | x  | x  | 20,000.00               | IGF               | DACF                        | DA                    |                      |
| Embark on monthly monitoring and supervision of revenue collection  | No. of monitoring exercises under taken                  | x                     | x  | x  | x  | 10,000.00               | IGF               | DACF                        | DA                    |                      |
| Rehabilitation of markets in the district.  | No. of markets rehabilitated                             | x                     | x  | x  | x  | 200.00                  |                   | DACF/DDF                    |                       |                      |
| Facilitate and support the establishment of 'Kaolin' market   | No. of "kaolin" markets established                      | x                     | x  |    |    | 100,000.00              |                   | DACF                        | DA                    |                      |
| Involved civil society in 2018-2021 fee fixing resolution and budget preparation at the Area Councils         | No. of CSO's involved in FF and Budget preparation       | x                     | x  | x  | x  | 12,000.00               | IGF               |                             | DA                    | NCCE                 |
| Establish 60no. Demonstration plots to disseminate appropriate technological packages to farmers by 2018-2021 | Improved Agricultural practices                          | x                     | x  | x  | x  | 28,800.00               |                   | GOG                         | MOFA                  | DA                   |
| Organise 384 farm/home visits on extension services   | Improved Agricultural                                    | x                     | x  | x  | x  | 10,000.00               |                   | GOG                         | MOFA                  | DA                   |

|  |  |   |   |   |   |              |  |      |            |           |
|--|--|---|---|---|---|--------------|--|------|------------|-----------|
|  | practices                                  |   |   |   |   |              |  |      |            |           |
| Organise 48no. mass education on FM on 'Planting for Food and Jobs'  | No. of mass education facilitate on FM     | x | x | x | x | 10,000.00    |  | GOG  | MOFA       | DA        |
| Create and update computerized database on general agric. activities   | Improved access to data on agric.          | x | x | x | x | 7,000.00     |  | GOG  | MOFA       | DA        |
| Educate and vaccinate 2000no. livestock against PPR, rabies, Newcastle and other diseases                                | No. of livestock vaccinated                | x | x | x | x | 14,000.00    |  | GOG  | MOFA       | DA        |
| Establish 1 acre pineapple suckers multiplication site   | Improved access to nursery                 |   | x | x | x | 10,000.00    |  | GOG  | MOFA       | DA        |
| Facilitate the establishment of Juicing Factory  | Juicing factory established                | x | x | x | x | 1,000,000.00 |  | GOG  | Trade Min. | NBSSI/BAC |
| Organise 8no. stakeholders meeting (School feeding caterers & FBO's) on marketing of agric. produce                      | Improved knowledge in marketing            | x | x | x | x | 25,000.00    |  | GOG  | MOFA       | DA        |
| Train 500 fishermen on existing cultural fisheries technological packages annually                                       | No. of fishermen trained                   | x | x | x | x | 8,000.00     |  | GOG  | BAC        | DA        |
| Organise 4no. Farmers' Day Celebration   | No. of Farmers Day Celebrated              | x | x | x | x | 100,000.00   |  | DACF | MOFA       | DA        |
| Design and implement special programmes to build the capacity of the youth in agriculture operations                     | Encourage the youth to go into agriculture | x | x | x | x | 10,000.00    |  | GOG  | MOFA       | DA        |
| Support youth to go into agriculture enterprise along the value chain  | Youths encouraged into agriculture         | x | x | x | x | 100,000.00   |  | GOG  | MOFA       | DA        |
| Promote and enforce local tourism and develop available and potential sites to meet internationally acceptable standards | Patronage increased                        | x | x | x | x | 10,000.00    |  | DACF | DA         |           |
| Mainstream tourism development in district development plans   | Tourism development mainstreamed into      | x | x | x | x | 10,000.00    |  | DACF | DA         |           |

|   |  |   |   |  |  |  |          |     |  |    |
|---|--|---|---|--|--|--|----------|-----|--|----|
|   | district plans   |   |   |  |  |  |          |     |  |    |
| Create awareness of the importance of tourism and creative arts | Awareness created on the importance of tourism and creative arts | x | x |  |  |  | 5,000.00 | IGF |  | DA |

- Adopted Objectives:**
1. Enhance inclusive and participation in quality equitable access to, and education at all levels
  2. Ensure affordable, equitable, easily accessible and Universal Health Coverage (UHC)
  3. Ensure the reduction of new HIV and STIs infections, especially among the vulnerable groups
  4. Improve population management
  5. Promote sustainable water resource development and management
  6. Improve access to safe and reliable water supply services for all
  7. Improve access to improved and reliable environmental sanitation services
  8. Ensure effective child protection and family welfare system
  9. Ensure the rights and entitlements of children
  10. Enhance the well-being of the aged
  11. Gender equality
  12. Ensure decent pensions for beneficiaries
  13. Promote full participation of PWDs in social and economic development of the country
  14. Ensure that PWDs enjoy all the benefits of Ghanaian citizenship
  15. Improve human capital development and management
  16. Enhance sports and recreational infrastructure

- Adopted Strategies:**
1. Redefine basic education to include secondary education
    2. Expand infrastructure and facilities at all level
    3. Facilitate implementation of language policy
    4. Accelerate implementation of Community-based Health Planning and Services (CHPS) policy to equity in access to quality health care
    5. Expand and equip health facilities
    6. Revamp emergency medical preparedness and response services
    7. Strengthen the district and sub-district health system as the bedrock of the national primary health care strategy
  8. Accelerate implementation of the mental health strategy
    9. Ensure enactment and implementation of legislative instrument for the Mental Health Act
    10. Intensify education to reduce stigmatization

11. Develop reliable system for the collection, compilation, analysis and dissemination of relevant and timely demographic data
12. Integrate water resources planning into national and sub-national development planning
13. Undertake tree planting along the banks of all major water bodies and their tributaries to reduce silting and pollution from human activities
14. Ensure sustainable financing and operations and maintenance of water supply systems
15. Create space for private sector participation in the provision of sanitation services
16. Encourage private sector investment in recycling and recovery plants to deal with the menace of plastics and electronic waste
17. Encourage private sector investment in recycling and recovery plants to deal with menace of plastics and electronic waste
18. Develop policies to address issues of child trafficking, “streetism”, child online protection and other neglected conditions
19. Institute a framework for developing the capacity of caregivers
20. Strengthen the capacity of relevant institutions to enforce laws on child abuse and trafficking
21. Facilitate the passage of the National Ageing Bill
22. Ensure passage and implementation of the Affirmative Action (Gender Equality) Bill
23. Establish a system that ensures compulsory social security enrollment for the informal sector
24. Promote participation of PWDs in national development
25. Ensure the implementation of the Ghana Accessibility Standards to ensure access of PWDs to the built environment, goods, services and assistive devices
26. Strengthen enforcement of existing labour laws and regulations as well as the labour administration systems
27. Adopt a national framework for development and maintenance of sports and recreational facilities
28. Promote partnership with the private sector in the development of sports and recreation infrastructure

**Programmes:**

1. Social Services Delivery
2. Infrastructure Delivery and Management
3. Management and Administration

**Sub-Programmes:**

1. Education and Youth Development
2. Health delivery
3. Infrastructure Development
4. Environmental, Health and Sanitation Services
5. Social Development
6. Planning, Budgeting and Co-ordination

**Table 7.7: Showing activities to be implemented under the Development Dimension within the Medium-Term**

**DEVELOPMENT DIMENSION : SOCIAL DEVELOPMENT**

| District Activities  | Outcome/Impact Indicator                    | Time Frame (2018-2021) |    |    |    | Indicative Budget (Ghc) | Source of Funding |                            | Implementing Agencies |               |
|--|---|------------------------|----|----|----|-------------------------|-------------------|----------------------------|-----------------------|---------------|
|  |   | 18                     | 19 | 20 | 21 |                         | IGF               | GOG/OTHERS/DONOR/DACF/MP's | Lead                  | Collaborating |
| Construct 3no. 3-unit classroom blocks with ancillary facilities       | Improved access to quality education        | x                      | x  | x  | x  | 673,176.05              |                   | DACF/DDF/GET FUND          | DA                    | GES           |
| Construct 8no. 6-unit classroom blocks with ancillary facilities       | Improved access to quality education        | x                      | x  | x  | x  | 500,000.00              |                   | DACF/DDF                   | DA                    | GES           |
| Establishment of Girls Model School                                    | Girls model school established              | x                      | x  |    |    | 200,000.00              |                   | DACF                       | DA                    | GES           |
| Construct 2no. 2-bedroom semi-detached teachers' bungalow              | No. of bungalows constructed                | x                      | x  | x  | x  | 78,726.15               |                   | DACF/DDF                   | DA                    |               |
| Organise 4no. quiz and spelling bee competition among 16 basic schools | No. of competitions organized               | x                      | x  | x  | x  | 8,000.000               |                   | GOG                        | GES                   | DA            |
| Embark on quarterly monitoring of teaching and learning                | Percentage increase in academic performance | x                      | x  | x  | x  | 19,200.00               |                   | GOG                        | DA                    | GES           |
| Organise my First Day at school for KG & Prim. 1                       | Percentage increase enrolment rate          | x                      | x  | x  | x  | 4,000.00                |                   | DACF                       | DA                    | GES           |
| Support 200no. Brilliant but Needy Students                            | No. of students supported                   | x                      | x  | x  | x  | 280,000.00              |                   | MP's CF/DACF               | DA                    | MP            |
| Organise 8 weeks STMIE clinic for 60 pupils                            | Improved academic                           | x                      | x  | x  | x  | 16,000.00               |                   | DACF                       | DA                    | GES           |

|  |  |   |   |   |   |            |  |              |            |       |
|--|--|---|---|---|---|------------|--|--------------|------------|-------|
|  | performance                                |   |   |   |   |            |  |              |            |       |
| Organise 4no. holiday classes for 26no. JHS 1 & 2 pupils                                   | Improved performance in BECE               | x | x | x | x | 80,000.00  |  | DACF/MP's CF | DA         | MP    |
| Completion of 1no. 3-unit Classroom block with ancillary facilities                        | Improved access to quality education       | x | x | x | x | 300,000.00 |  | DACF         | DA         |       |
| Construct 2-storey Dormitory   | Improved access to quality education       | x | x | x | x | 350,000.00 |  | GETFUND      | Wks. Dep't |       |
| Construct 1no. Administration Block and library  | Improved access to quality education       | x | x | x | x | 280,000.00 |  | GETFUND      | Wks. Dep't |       |
| Construct 1no. 2-storey 12-unit classroom block with ancillary facilities                  | Improved access to quality education       | x | x | x | x |            |  | GETFUND      | Wks. Dep't |       |
| Construct 1no. 3-unit classroom block and 1no. 2-unit Kg block                             | Improved access to quality education       | x | x | x | x | 600,000.00 |  | DACF         | Wks. Dep't |       |
| Organise 4no. INSET for 75no. English and Ghanaian language Teachers in 36 primary schools | No. of trainings organised                 | x | x | x | x | 16,000.00  |  | DACF         | DA         | GES   |
| Organise 16no. training workshop for 50 basic school teachers in ICT                       | No. of teachers trained                    | x | x | x | x | 8,400.00   |  | DACF         | GES        | DA    |
| Construction of 1no. boys dormitory  | Decent accommodation for students          | x | x | x | x | N/A        |  | GOG          | DA         | GES   |
| Institute Annual Best School and Pupils award systems                                      | Annual best school and pupils award system | x | x | x | x | 30,000.00  |  | DACF         | GES        | DA    |
| Implement the Nation Builders Corps Programme (NABCO)                                      | NABCO Programme                            | x | x | x | x | 500,000.00 |  | DACF         | DA         | NABCO |

|   |                                    |   |   |   |   |            |  |             |             |             |
|---|------------------------------------|---|---|---|---|------------|--|-------------|-------------|-------------|
|   | Implemented                        |   |   |   |   |            |  |             |             | SECRETARIAT |
| Construct 3no. CHPS Compounds                       | No. of CHPS Compounds constructed  | x | x | x | x | 754,804.80 |  | DDF/DACF    | Works Dep't | GHS         |
| Support NID/Malaria Control Programmes              | Percentage of budgetary allocation | x | x | x | x | 32,000.00  |  | DACF        | GHS         | DA          |
| Embark on bi-quarterly malnutrition campaign        | No. of campaigns organised         | x | x | x | x | 100,000.00 |  | GOG         | GHS         | DA          |
| Embark on quarterly monitoring of health facilities | Improved delivery of healthcare    | x | x | x | x | 32,000.00  |  | IGF         | GHS         | DA          |
| Rehabilitation of 1no. Health Center                | Improved access to healthcare      | x | x | x | x | 199,072.44 |  | MOH         | DA          | GHS         |
| Rehabilitation of 1no. Nurses' Quarters             | Nurses' quarters rehabilitated     | x | x | x | x | 199,448.55 |  | MOH         | DA          | GHS         |
| Construction of 1no. Fence Wall and pavilion        | Improved security                  | x | x | x | x | 199,419.57 |  | MOH         | DA          | GHS         |
| External works on Awate Health Center               | Improved access to healthcare      | x | x | x | x | 198,421.65 |  | MOH         | DA          | GHS         |
| Construct 1no. maternity block                      | % reduction in maternal deaths     | x | x | x | x | 260,000.00 |  | MOH         | DA          | GHS         |
| Conduct quarterly DAC/DRMT meetings annually        | No. of DAC/DRMT meetings conducted | x | x | x | x | 10,560.00  |  | DACF/M-SHAP | DRMT /DAC   | GHS         |
| Organization of World AIDS Day celebration annually | World AIDS day organized           | x | x | x | x | 28,000.00  |  | DACF/M-SHAP | DRMT /DAC   | GHS         |

|  |   |   |   |   |   |            |     |                      |      |              |
|--|---|---|---|---|---|------------|-----|----------------------|------|--------------|
| Monitoring, Evaluation and Learning  | No. of monitoring , evaluation & learning activities undertaken | x | x | x | x | 202,030.00 | IGF | DACF/DDF/GOG -UNICEF | DA   | EHSU         |
| Legislation to regulate sanitation activities  | Availability of Environmental Health & sanitation Bye-Law       | x | x | x | x | 94,690.00  | IGF | DACF/DDF/GOG -UNICEF | DA   | EHSU         |
| Institutional Capacity development of EHSU   | No. of EHSU staffs trained                                      | x | x | x | x | 184,780.00 |     | DACF/DDF/GOG -UNICEF | DA   | EHSU         |
| Training on activity reporting skills for environmental health officers  | No. of environmental health staff trained                       | x | x |   |   | 20,000.00  |     | DDF/UNICEF           | DA   | EHSU         |
| A package for sanitation improvement/education on the effect of open defecation/management of waste disposal site by Land Fill | Reduced open and ensure proper sanitation                       | x | x | x | x | 50,000.00  | IGF | UNICEF               | DA   | MOH/ZOOMLION |
| Review and Gazette of Assembly Bye Laws  | Bye-Law Reviewed Gazetted                                       | x | x | x | x | 5,000.00   | IGF |                      | DA   | COURT        |
| Fumigation   | Improved sanitation   | x | x | x | x | 644,000.00 |     | DACF                 | DA   | MOH/EHSU     |
| Construction of community water supply system  | Improved access to portable water                               | x | x |   |   | 40,000.00  | IGF |                      | DWST | DA           |
| Rehabilitation/Construction of 10no. Boreholes   | Improved access to portable water                               | x | x | x | x | 160,000.00 |     | DACF                 | DWD  | DA           |
| Mechanization of 20no. boreholes   | Improve access to   | x | x | x | x | 50,000.00  |     | DACF                 | DA   | DWST         |

|   |  |   |   |   |   |            |     |             |                    |                                       |
|---|--|---|---|---|---|------------|-----|-------------|--------------------|---------------------------------------|
|   | portable water   |   |   |   |   |            |     |             |                    |                                       |
| Organize 4no. workshop to create awareness on child protection  | 4no.workshop to Work shop on create child protection awareness organized | x | x | x | x | 10,000.000 |     | GOG         | SW&C<br>D          | DA                                    |
| Organise 4no. sensitization workshop for men and women on domestic violence                                 | Improved enterprise management   | x | x | x | x | 16,000.00  | IGF | GOG         | GEND<br>ER<br>DESK | SW&CD/DA                              |
| Organize 16no. school outreaches on Sexual and Gender Based Violence for JHS students                       | No. of schools visited   | x | x | x | x | 16,000.00  |     | DACF        | GEND<br>ER<br>DESK | SW&CD/DA                              |
| Pay remedial class and registration fee for girls school dropouts   | Promotion of girl-child education  | x | x | x | x | 20,000.00  |     | DACF        | DA                 | SW&CD/GEND<br>ER DESK                 |
| Assist women to access credit for farming and trading activities  | Improved economic status of women  | x | x | x | x | 40,000.00  | IGF | DACF        | DA                 | DEP'T OF<br>AGRIC./SUB-<br>STRUCTURES |
| Organize 8no. workshop for 54 women on petty trading and enterprise management to enhance economic activity | Enhance economic status of women   | x | x | x | x | 20,000.00  |     | GOG/DACF    | BAC/<br>DA         | SUB-<br>STRUCTURES                    |
| Ensure effective handling of 60 social issues (maintenance, custody, access and paternity)                  | No. of activities undertaken   | x | x | x | x | 4,000.00   |     | GOG/MP's CF | SW&C<br>D          | DA                                    |
| Organise 8no. community workshops for teenage mothers on child care   | No. of workshops organized   | x | x | x | x | 4,000.00   |     | GOG         | SW&C<br>D          | DA                                    |
| Embark on quarterly monitoring of NGO activities  | No. NGO's monitored  | x | x | x | x | 4,000.000  |     | GOG         | SW&C<br>D          | DA                                    |

|  |                                      |   |   |   |   |            |  |                 |           |    |
|--|--------------------------------------|---|---|---|---|------------|--|-----------------|-----------|----|
| Provide financial assistance to 200no. PWD's in the District | Improved livelihood of beneficiaries | x | x | x | x | 100,000.00 |  | Disability fund | SW&C<br>D | DA |
| Organized 4no. workshop on the use of PWDS fund              | Improved accountability              | x | x | x | x | 20,800.00  |  | GOG/DACF        | SW&C<br>D | DA |
| Support the GFD conference                                   | Proper use of PWD's Fund             | x | x | x | x | 24,000.00  |  | Disability fund | SW&C<br>D | DA |
| Embark on quarterly monitoring of funds disbursed to PWD's   | Improved use of PWD's fund           | x | x | x | x | 20,800.00  |  | Disability fund | SW&C<br>D | DA |

- Adopted objectives:**
1. Ensure sustainable extraction of mineral resources
  2. Combat deforestation, desertification and soil erosion
  3. Enhance climate change resilience
  4. Promote proactive planning for disaster prevention and mitigation
  5. Improve efficiency and effectiveness of road transport infrastructure and services
  6. Ensure safety and security for all categories of road users
  7. Enhance application of ICT in national development
  8. Mainstream science, technology and innovation in all socio-economic activities
  9. Ensure availability of clean, affordable and accessible energy
  10. Ensure efficient transmission and distribution system
  11. Build a competitive and modern construction industry
  12. Address recurrent devastating floods
  13. Promote proper maintenance culture
  14. Develop efficient land administration and management system
  15. Promote sustainable, spatially integrated, balanced and orderly development of human settlements
  16. Enhance quality of life in rural areas

- Adopted strategies:**
1. Promote restructuring of small-scale mining to operate within guidelines set-up under the appropriate regulations
  2. Ensure enforcement of National Wildfire Management Policy and local level bye-laws on wildfire

3. Improve incentives and other measures to encourage users of environmental resources to adopt less exploitative and non-degrading practices in agriculture
4. Collaborate with international partners to have more access to the Green Climate Fund (\$30 billion Global Fund) for climate change purposes
5. Educate public and private institutions on natural and man-made hazards and disaster risk reduction
6. Ensure capacity improvement by constructing missing links
7. Incorporate pedestrian safety facilities in planning, design, construction and maintenance of road infrastructure
8. Improve the quality of ICT services, especially internet and telephony
9. Apply science, technology and innovation in implementation of policies programmes and projects
10. Halt encroachment of protected zones of dams
11. Revise self-help-electricity project and use means-testing approaches to enable the poor to connect to the national grid
12. Support technical education institutions and other professional bodies to train more human resources for the construction sector
13. Intensify public education on indiscriminate disposal of waste
14. Prepare and implement adequate drainage plans for all MMDAs
15. Institute a robust maintenance scheme for rail, roads, ports, harbors and other critical infrastructure
16. Continue on-going land reforms to address title and ownership to land
17. Fully Implement Land Use and Spatial Planning Act, 2016 (Act 925)
18. Strengthen the human and institutional capacities for effective land use and management nationwide
19. Support research development in urban and regional planning
20. Establish rural service centers to promote agriculture and agro-based industries
21. Promote rural enterprise development, financial inclusion, service delivery, capacity building and economic development

**Programmes:**

1. Environmental Management
2. Social Services Delivery
3. Infrastructure Delivery and Management

**Sub-Programme:**

1. Disaster Prevention and Management
2. Education and Youth Development
3. Infrastructure Development

**Table 7.8: Showing activities to be implemented under the Development Dimension within the Medium-Term**

**DEVELOPMENT DIMENSION : ENVIRONMENT, INFRASTRUCTURE AND HUMAN SETTLEMENT**

| District Activities  | Outcome/Impact Indicator                            | Time Frame (2018-2021) |    |    |    | Indicative Budget (Ghc) | Source of Funding |                                    | Implementing Agencies |                            |
|--|---|------------------------|----|----|----|-------------------------|-------------------|------------------------------------|-----------------------|----------------------------|
|  |   | 18                     | 19 | 20 | 21 |                         | IGF               | GOG/OTHERS/<br>DONOR/DACF/<br>MP's | Lead                  | Collaborating              |
| Sensitize 400no. farmer households on effects of bush fires, farming along riverbanks but rather create windbreaks | No. of farmer households sensitized                 | x                      | x  | x  | x  | 40,000.00               | IGF               | GOG/DACF                           | NAD<br>MO             | MOFA/Fire Service          |
| Organize 4no. workshop on enforcement of environmental regulation  | Enforce environmental laws                          | x                      | x  | x  | x  | 8,000.00                |                   | DACF                               | DEHO                  | DA                         |
| Embark on afforestation and the protection of terrestrial and aquatic wildlife (Tree Planting)                     | Reduce extinction and protection of the environment | x                      | x  | x  | x  | 12,000.00               |                   | DACF                               | NAD<br>MO             | DA                         |
| Organise quarterly radio sensitization programme on climate change   | No. of programmes organized                         | x                      | x  | x  | x  | 8,000.00                |                   | DACF                               | NAD<br>MO             | DA                         |
| Education on Green Ghana at all town hall and other meetings with opinion leaders and civil society.               | Improved on green Ghana initiative                  | x                      | x  | x  | x  | 40,000.00               |                   | DACF                               | NAD<br>MO             | DA                         |
| Organise 1no. training for Disaster Control Officers on investigation, news gathering and reporting                | No. of staff and DVG's trained                      | x                      | x  | x  | x  | 10,000.00               | IGF               |                                    | NAD<br>MO             | Fire Service/<br>Police/DA |
| Formation and inauguration of District Disaster Management Committee (DDMC)  | DDMC/BMTC formed and inaugurated                    | x                      | x  | x  | x  | 4,000.00                | IGF               |                                    | NAD<br>MO             | DA                         |

|  |  |   |   |   |   |            |     |      |        |                         |
|--|--|---|---|---|---|------------|-----|------|--------|-------------------------|
| Organise quarterly Disaster Management stakeholders meeting        | No. of meetings organized                        | x | x | x | x | 8,000.00   | IGF |      | NAD MO | DA                      |
| Reshaping of 20km feeder road                                      | KM of road re-surfaced                           | x | x | x | x | 160,000.00 |     | DACF | DWD    | Beneficiary Communities |
| Maintain 200no. streetlights                                       | Improved security and proper lightening          | x | x | x | x | 60,000.00  |     | DACF | DA     | ECG                     |
| Extension of electricity to newly developed Aveme communities      | Improved rural electrification                   | x | x |   |   | 101,933.00 |     | DDF  | DA     | ECG                     |
| Electrification of 11no. Basic school in Aveme Educational Circuit | Improved teaching and learning of ICT/Lightening | x | x |   |   | 66,000.00  |     | DDF  | DA     | ECG                     |
| Install 400no. streetlights  | Improved security and proper lightening          | x | x | x | x | 80,000.00  |     | DACF | DA     | ECG                     |

- Adopted Objectives:**
1. Deepen political and administrative decentralization
  2. Improve decentralization planning
    3. Build an effective and efficient Government machinery
    4. Enhance capacity for policy formulation and coordination
    5. Promote the fight against corruption and economic crimes

- Adopted Strategies:**
1. Strengthen sub-district structures
  2. Improve decentralization planning
    3. Strengthen local level capacity for participatory planning and budgeting
  4. Create enabling environment for the implementation of the Local Economic Development (LED) and Public Private Partnership (PPP) policies at the district level
  5. Improve documentation within the public sector
  6. Strengthen the capacity of public institutions for undertaking policy analysis, development planning, monitoring and evaluation, macro-econometric modelling and forecasting

7. Strengthen capacity of research and statistical information management of MMDAs
8. Ensure the continuous implementation of National Anti-Corruption Action Plan (NACAP)
9. Strengthen the judiciary, Parliament, security services and other anti-corruption institutions to effectively perform their functions

**Programmes:** 1. Management and Administration

**Sub-Programmes:** 2. General Administration

**Table 7.9: Showing activities to be implemented under the Development Dimension within the Medium-Term**

| <b>DEVELOPMENT DIMENSION : GOVERNANCE, CORRUPTION AND PUBLIC ACCOUNTABILITY</b>               |                                 |                               |           |           |           |                                |                          |   |                              |                      |
|---|---------------------------------|-------------------------------|-----------|-----------|-----------|--------------------------------|--------------------------|---|------------------------------|----------------------|
| <b>District Activities</b>  | <b>Outcome/Impact Indicator</b> | <b>Time Frame (2018-2021)</b> |           |           |           | <b>Indicative Budget (Gh¢)</b> | <b>Source of Funding</b> |   | <b>Implementing Agencies</b> |                      |
|   |                                 | <b>18</b>                     | <b>19</b> | <b>20</b> | <b>21</b> |                                | <b>IGF</b>               | <b>GOG/OTHERS/<br/>DONOR/DACF/<br/>MP's</b> | <b>Lead</b>                  | <b>Collaborating</b> |
| Additional works on the construction of 1no. Office Complex                                   | Additional works constructed    | x                             | x         |           |           | 150,000.00                     |                          | DACF  | Wks. Dep't                   | DPCU                 |
| Training of 17no. Heads of Department and Unit Heads on Report and minutes writing techniques | Improved performance in         | x                             | x         | x         | x         | 28,000.00                      |                          | DDF   | DA                           | ALL DEP'Ts/UNITS     |

|   |  |   |   |   |   |            |     |         |             |                  |  |
|---|--|---|---|---|---|------------|-----|---------|-------------|------------------|--|
|   | project mgt.                               |   |   |   |   |            |     |         |             |                  |  |
| Training of 25no. staff on Microsoft Office, Power Point and ICT  | Improved performance of staff              | x | x | x | x | 24,000.00  |     | DDF     | DPCU        | ALL DEP'Ts/UNITS |  |
| Train all Assembly Members and area council executives in their functions                                       | Improved functioning of sub-structures     | x |   | x |   | 11,000.00  |     | DACF    | DA          | AREA COUNCILS    |  |
| Involved civil society in fee fixing resolution at the Area Councils  | Civil society involved in fee fixing       | x | x | x | x | 16,000.00  | IGF | DACF    | DA          | BUDGET UNIT      |  |
| Construct 1no. 3-bedroom Self-contained Bungalow with Fence Wall and visitors' toilet for District Magistrate's | Improved access to accommodation           | x | x | x | x | 372,000.00 |     | DDF     | DA          | COURT            |  |
| Maintenance of 1no. grader  | Enhanced operation of vehicles             | x | x | x | x | 20,000.00  |     | DACF    | DA          | DWD              |  |
| Servicing of office equipment ( computers & printers , air conditioners ) and stationery                        | No. of air-conditioners serviced           | x | x | x | x | 20,000.00  | IGF |         | DA          | DWD              |  |
| Procurement of facilities and equipment's for donation  | No. of facilities and equipment's procured | x | x | x | x | 160,000.00 |     | MP's CF | MP          | DA               |  |
| Rent 1no. 4-bedroom accommodation for DCD   | Accommodation rented                       | x | x | x | x | 28,000.00  |     | DACF    | Cent. Admin | DWD              |  |
| Review and Gazette 2018 Fee-fixing Resolution and Assembly's Bye- Law   | Fee-fixing and Bye law gazette             | x | x |   |   | 8,000.00   |     | DACF    | Cent. Admin | COURT            |  |
| Preparation and submission of 2018-2021 Annual Action Plan ,DDF, Procurement, Popular Participation, National   | Plans prepared and submitted               | x | x | x | x | 20,000.00  | IGF | DACF    | DPCU        | OTHER UNITS      |  |

|  |   |   |   |   |   |            |     |         |             |                                 |
|--|---|---|---|---|---|------------|-----|---------|-------------|---------------------------------|
| Anti-Corruption Action Plan (NACAP)and Budget plans  |   |   |   |   |   |            |     |         |             |                                 |
| Prepare and submit of quarterly / monthly progress reports   | No. of reports prepared and submitted           | x | x | x | x | 8,000.00   | IGF |         | DPCU        | OTHER UNITS                     |
| Convene 3No General Assembly and quarterly Statutory Planning Committee, DPCU, Entity Tender committee Budget C'ttee. Management meetings. | No. of meetings organized                       | x | x | x | x | 25,000.00  | IGF |         | Cent. Admin | DPCU                            |
| Embark on quarterly monitoring and evaluation of development programs and projects   | No. of monitoring exercises undertaken          | x | x | x | x | 100,000.00 |     | DACF    | DPCU        | Dev't Plg. and Wks. Sub-c'ttees |
| Organize all statutory meetings  | No. of meetings organized                       | x | x | x | x |            |     |         |             |                                 |
| Support self-help community initiated projects and programmes  | Community initiated projects supported          | x | x | x | x | 280,000.00 |     | DACF    | DA          | Beneficiary Communities         |
| Support to Community Development Projects and Programmes   | No. of Comm. Dev. Programmes & Projects Support | x | x | x | x | 300,000.00 |     | MP's CF | MP          | DA                              |
| Embark on quarterly monitoring of 8no. NGO activities  | No. of NGO's monitored                          | x | x | x | x | 8,000.00   |     | GOG     | SW&CD       | DA                              |
| Organize national day celebrations Independence, Republic ,Farmers   | No. of national days celebrated                 | x | x | x | x | 50,000.00  |     | DACF    | DA          | AREA COUNCILS                   |
| Support 6no. Area Councils and monitor their activities.   | Enhance their operations                        | x | x | x | x | 20,000.00  | IGF |         | DA          | AREA COUNCILS                   |
| Reshaping and spot improvement of 15km feeder roads  | Improve movement of goods and                   | x | x | x | x | 250,000.00 |     | DACF    | DA          | DWD                             |

|  |  |   |   |   |   |            |     |          |     |                   |
|--|--|---|---|---|---|------------|-----|----------|-----|-------------------|
|  | services   |   |   |   |   |            |     |          |     |                   |
| Scale up the Street naming and property addressing system                | Street naming and property addressing system completed                   | x | x | x | x | 80,000.00  |     | DACF     | DWD | DPCU              |
| Intensify public education on land use planning and building regulations | Public education organized on land use planning and building regulations | x | x | x | x | 4,000.00   |     | DACF     | DWD | DPCU              |
| Construction of 2no. 2-bedroom semi-detached bungalow for staffs         | Decent accommodation for staffs  |   | x | x | x | 300,000.00 |     | DACF/DDF | DWD | DPCU              |
| Conduct regular site visits  | Regular site visits conducted  | x | x | x | x | 4,000.00   |     | DACF     | DWD | DPCU              |
| Support to District Security Agencies                                    | Improved security  | x | x | x | x | 10,000.00  | IGF | DACF     | DA  | Security Agencies |
| Construct 1no. District Police Headquarters                              | Improved security  | x | x | x | x | 344,892.83 |     | DACF     | DA  | GPS               |

## Preparation of Indicative Financial Strategy

Financial resources will be mobilized from both internal and external sources for the implementation of the Medium Term Development Plan. The key sources identified for mobilizing funds include:

- Internally Generated Funds (IGF)
- District Assembly Common Fund (DACF)
- District Development Facility (DDF)
- Central Government in-flows e.g. GETFund
- Non-Governmental Organizations (NGOs)

Table 8.0 shows the yearly estimated revenue to be mobilized from the identified sources towards the implementation of the Medium Term Development Plan. A total estimated income of GH¢21233 is expected to be mobilized from the various sources over the four year period for the successful implementation of programmes and projects in the Plan which is estimated at GH¢11,338,478.63.

**Table 8.0: Showing financial strategy plan**

| PROGRAMME                                 | TOTAL COST 2018-2021 | EXPECTED REVENUE |     |       |        |  | TOTAL REVENUE | GAP |
|---|----------------------|------------------|-----|-------|--------|--|---------------|-----|
|   |                      | GOG              | IGF | DONOR | OTHERS |  |               |     |
| Management and Administration             |                      |                  |     |       |        |  |               |     |
| Economic Development                      |                      |                  |     |       | -      |  |               |     |
| Social Services Delivery                  |                      |                  |     |       | -      |  |               |     |
| Infrastructure Development and Management |                      |                  |     |       | -      |  |               |     |
| Environmental Management                  |                      |                  |     |       | -      |  |               |     |
| <b>TOTAL COST OF PLAN</b>                 |                      |                  |     |       |        |  |               |     |

Source:

DPCU,

2017

## CHAPTER FIVE

### COMPOSITE ANNUAL ACTION PLANS (CAAP)

**Table 8.1: Showing 2018 Annual Action Plan**

| GOVERNANCE, CORRUPTION AND PUBLIC ACCOUNTABILITY |   |                |  |                      |                 |                 |                 |                         |           |          |              |                       |          |                                  |
|--|---|----------------|--|----------------------|-----------------|-----------------|-----------------|-------------------------|-----------|----------|--------------|-----------------------|----------|----------------------------------|
| Programme: Management and Administration         |   |                |  |                      |                 |                 |                 |                         |           |          |              |                       |          |                                  |
| Sub-Programmes                                   | Activities (Operations)   | Location       | Output Indicators                      | Quarterly Time Frame |                 |                 |                 | Indicative Budget (GH¢) |           |          |              | Implementing Agencies |          |                                  |
|  |   |                |  | 1 <sup>st</sup>      | 2 <sup>nd</sup> | 3 <sup>rd</sup> | 4 <sup>th</sup> | GOG                     | DDF       | IGF      | DONOR/OTHERS | Lead                  | Col lab. |                                  |
| <b>General administration</b>                    | Training of 17no. Heads of Department and Unit Heads on Report and minutes writing techniques | Anfoega        | Improved performance in project mgt.   | √                    | √               | √               | √               |                         | 7,000.00  |          |              |                       | DA       | AL<br>L<br>UN<br>ITS             |
|  | Training of 25no. staff on Microsoft Office, Power Point and ICT                              | Anfoega        | Improved performance of staff          |                      | √               | √               | √               |                         | 6,000.00  |          |              |                       | DPCU     | AL<br>L<br>UN<br>ITS             |
|  | Train all Assembly Members and area council executives in their functions                     | District-wide  | Improved functioning of sub-structures | √                    |                 | √               |                 |                         | 11,000.00 |          |              |                       | DA       | AR<br>EA<br>CO<br>UN<br>CIL<br>S |
|  | Involved civil society in fee fixing resolution at the Area Councils                          | Sub-structures | Civil society involved in fee fixing   | √                    |                 |                 |                 | 2,000.00                |           | 2,000.00 |              |                       | DA       | BU<br>DG<br>ET<br>UN             |

|  |  |         |  |   |   |   |   |           |  |          |  |  |                  |                                      |
|--|--|---------|--|---|---|---|---|-----------|--|----------|--|--|------------------|--------------------------------------|
|  |  |         |  |   |   |   |   |           |  |          |  |  | IT/<br>CS<br>O's |                                      |
|  | Maintenance of 1no. grader   | Anfoega | Enhanced operation of vehicles             | √ | √ | √ | √ | 5,000.00  |  |          |  |  | DA               | DW<br>D                              |
|  | Servicing of office equipment ( computers & printers , air conditioners ) and stationery | Anfoega | No. of air-conditioners serviced           | √ | √ | √ | √ | 5,000.00  |  |          |  |  | DA               | DW<br>D                              |
|  | Procurement of facilities and equipment's for donation                                   | Anfoega | No. of facilities and equipment's procured | √ | √ | √ | √ | 40,000.00 |  |          |  |  | MP               | DA                                   |
|  | Rent 1no. 4-bedroom accommodation for DCD  | Vakpo   | Accommodation rented                       | √ | √ | √ | √ | 7,000.00  |  |          |  |  | Cent.<br>Admin.  | DW<br>D                              |
|  | Review and Gazette 2018 Fee-fixing Resolution and Assembly's Bye- Law                    | Anfoega | Fee-fixing and Bye law gazette             | √ | √ | √ | √ | 2,000.00  |  | 2,000.00 |  |  | Cent.<br>Admin   | CO<br>UR<br>T                        |
|  | Convene at least 3No. General Assembly meetings  | Anfoega | General Assembly meeting organized         |   | √ | √ | √ |           |  | 6,000.00 |  |  | Cent.<br>Admin.  | DP<br>CU                             |
|  | Support to District Security Agencies  | Anfoega | Security agencies supported                | √ | √ | √ | √ | 5,000.00  |  |          |  |  | DA               | Sec<br>urit<br>y<br>Age<br>ncie<br>s |

|                               |  |               |  |   |   |   |   |           |  |          |  |  |      |                         |
|-------------------------------|--|---------------|--|---|---|---|---|-----------|--|----------|--|--|------|-------------------------|
|                               | Support to Community Development Projects and Programmes   | District wide | Community Dev. Programmes and projects supported | √ | √ | √ | √ | 75,000.00 |  |          |  |  | MP   | Beneficiary Communities |
|                               | Organize national day celebrations Independence, Republic ,Farmers   | District wide | No. of national days celebrated                  | √ | √ | √ | √ | 12,500.00 |  |          |  |  | DA   | AR EA CO UN CIL S       |
|                               | Support 6no. Area Councils and monitor their activities.   | District wide | Enhance their operations                         | √ | √ | √ | √ | 3,000.00  |  | 2,000.00 |  |  | DA   | AR EA CO UN CIL S       |
|                               | Support self-help community initiated projects and programmes  |               |  | √ | √ | √ | √ | 70,000.00 |  |          |  |  | DA   | Beneficiary Communities |
| <b>Planning and Budgeting</b> | Preparation and submission of 2019 Annual Action Plan ,DDF, Procurement, Popular Participation, National Anti-Corruption Action Plan | Anfoega       | 2019 plans prepared and submitted                | √ | √ | √ | √ | 19,000.00 |  |          |  |  | DPCU | OT HER UN ITS           |

|   |  |               |   |   |   |   |   |           |          |          |  |  |                |   |
|---|--|---------------|---|---|---|---|---|-----------|----------|----------|--|--|----------------|---|
|   | (NACAP)and Budget plans  |               |   |   |   |   |   |           |          |          |  |  |                |   |
|   | Prepare and submit of quarterly / monthly progress reports   | Anfoega       | Quarterly /monthly progress report prepared and submitted | √ | √ | √ | √ |           |          | 8,000.00 |  |  | DPCU           | OT<br>HE<br>R<br>UN<br>ITS                                      |
|   | Organize quarterly Statutory Planning Committee, DPCU, Entity Tender committee Budget C'ttee. Management meetings. | Anfoega       | Statutory committee meetings organized                    | √ | √ | √ | √ | 15,000.00 |          |          |  |  | DPCU           | OT<br>HE<br>R<br>UN<br>ITS                                      |
|   | Embark on quarterly monitoring and evaluation of development programs and projects                                 | District wide | Programmes and projects monitored                         | √ | √ | √ | √ | 25,000.00 |          |          |  |  | DPCU           | Dev<br>'t<br>Plg.<br>and<br>Wk<br>s.<br>Sub<br>-<br>c'tt<br>ees |
| <b>Finance and Revenue Mobilization</b> | Train 10 No. Finance /Accounting staff on GIFMIS software  | Anfoega       | No. of staff trained                                      | √ |   |   |   |           | 5,000.00 |          |  |  | DA             | Ext<br>ern<br>al<br>Con<br>sult<br>ants                         |
|   | Create and update a reliable computer-based revenue database system  | Anfoega       | Availability of a computer based revenue database         | √ | √ | √ | √ | 3,000.00  |          |          |  |  | BUDGET<br>UNIT | Fin<br>anc<br>e   |

|  |   |  |  |   |   |   |   |            |  |          |  |  |                  |                |
|--|---|--|--|---|---|---|---|------------|--|----------|--|--|------------------|----------------|
|  |   |  | system                                   |   |   |   |   |            |  |          |  |  |                  |                |
|  | Organize 8no. training workshops for 30 revenue collectors on effective revenue mobilization techniques | Anfoega  | No. of revenue staff trained             | √ | √ | √ | √ | 3,000.00   |  | 2,000.00 |  |  | DPCU             | Budget/Finance |
|  | Embark on monthly monitoring and supervision of revenue collection                                      | District wide  | No. of monitoring exercises under taken  | √ | √ | √ | √ |            |  | 3,000.00 |  |  | DA               | Finance        |
|  | Create awareness on the need to pay tax, rates to the general public                                    | District wide  | Awareness created on the need to pay tax | √ | √ | √ | √ |            |  | 1,000.00 |  |  | DPCU/Budget Unit | Finance        |
| <b>SOCIAL DEVELOPMENT</b>                  |   |  |  |   |   |   |   |            |  |          |  |  |                  |                |
| <b>Programme: Social Services Delivery</b> |   |  |  |   |   |   |   |            |  |          |  |  |                  |                |
| <b>Education and Youth Development</b>     | Construct 2no. 3-unit classroom blocks with ancillary facilities  | Aveme Daynigba, Vakpo Afeyi                          | Improved access to quality education     | √ | √ | √ | √ | 673,176.05 |  |          |  |  | DA               | GES            |
|  | Construct 8no. 6-unit classroom blocks with ancillary facilities  | Awate Agame, Tsrukpe Dukuma, Brada Tornu, Wusuta Kpe | Improved access to quality education     | √ | √ | √ | √ | 500,000.00 |  |          |  |  | DA               | GES            |
|  | Establishment of Girls Model School   | Vakpo  | Girls model school                       | √ | √ | √ | √ | 100,000.00 |  |          |  |  | DA               | GES            |

|  |  |                 |   |   |   |   |   |            |           |  |        |  |            |     |
|--|--|-----------------|---|---|---|---|---|------------|-----------|--|--------|--|------------|-----|
|  |  |                 | established                                 |   |   |   |   |            |           |  |        |  |            |     |
|  | Construct 2no. 2-bedroom semi-detached teachers' bungalow              | Anfoesec, Vasec | No. of bungalows constructed                | √ | √ | √ | √ | 50,726.15  | 28,000.00 |  |        |  | DA         | GES |
|  | Organise 4no. quiz and spelling bee competition among 16 basic schools | District wide   | No. of competitions organized               | √ | √ | √ | √ | 2,000.00   |           |  |        |  | GES        | DA  |
|  | Embark on quarterly monitoring of teaching and learning                | District wide   | Percentage increase in academic performance | √ | √ | √ | √ | 4,800.00   |           |  |        |  | DA         | GES |
|  | Organise my First Day at school for KG & Prim. 1                       | District wide   | Percentage increase enrolment rate          | √ | √ | √ | √ | 1,000.00   |           |  |        |  | DA         | GES |
|  | Support 200no. Brilliant but Needy Students                            | District wide   | No. of students supported                   | √ | √ | √ | √ | 70,000.00  |           |  |        |  | DA         | MP  |
|  | Organise 8 weeks STMIE clinic for 60 pupils                            | District wide   | Improved academic performance               | √ | √ | √ | √ | 4,000.00   |           |  |        |  | DA         | GES |
|  | Organise 4no. holiday classes for 26no. JHS 1 & 2 pupils               | District wide   | Improved performance in BECE                | √ | √ | √ | √ | 20,000.00  |           |  |        |  | DA         | MP  |
|  | Completion of 1no. 3-unit Classroom block with ancillary facilities    | Aveme Dzeme     | Improved access to quality education        | √ | √ | √ | √ | 300,000.00 |           |  |        |  | DA         | GES |
|  | Construct 2-storey Dormitory   | Vakpo Sec. Tech | Improved access to                          | √ | √ | √ | √ |            |           |  | 350.00 |  | Wks. Dep't | GE  |

|                        |  |                          |                                      |   |   |   |   |            |            |  |  |  |             |      |
|------------------------|--|--------------------------|--------------------------------------|---|---|---|---|------------|------------|--|--|--|-------------|------|
|                        |  |                          | quality education                    |   |   |   |   |            |            |  |  |  | S           |      |
|                        | Construct 1no. Administration Block and library  | Anfoesec                 | Improved access to quality education | √ | √ | √ | √ | 280,000.00 |            |  |  |  | Wks. Dep't  | GES  |
|                        | Construct 1no. 2-storey 12-unit classroom block with ancillary facilities                  | Vasec                    | Improved access to quality education | √ | √ | √ | √ | N/A        |            |  |  |  | DA          | GES  |
|                        | Construction of 1no. boys dormitory block  | Vasec                    | Decent accommodation for students    | √ | √ | √ | √ | N/A        |            |  |  |  | DA          | GES  |
|                        | Construct 1no. 3-unit classroom block and 1no. 2-unit Kg block                             | Botoku Tove, Vakpo Afeyi | Improved access to quality education | √ | √ | √ | √ | 600,000.00 |            |  |  |  | Wks. Dep't  | GES  |
|                        | Organise 4no. INSET for 75no. English and Ghanaian language Teachers in 36 primary schools | District wide            | No. of trainings organised           | √ | √ | √ | √ | 16,000.00  |            |  |  |  | DA          | GES  |
|                        | Organise 16no. training workshop for 50 basic school teachers in ICT                       | District wide            | No. of teachers trained              | √ | √ | √ | √ | 21,000.00  |            |  |  |  | DA          | GES  |
|                        | Institute Annual Best School and Pupils award systems                                      | District wide            | No. of teachers trained              | √ | √ | √ | √ | 7,500.00   |            |  |  |  | DA          | GES  |
| <b>Health Delivery</b> | Construct 3no. CHPS Compounds  | Wadamaxe, Wusuta Kpebe,  | No. of CHPS Compounds                | √ | √ | √ | √ | 554,804.80 | 200,000.00 |  |  |  | Works Dep't | GH S |

|  |   |               |                                 |   |   |   |   |            |  |          |          |         |     |
|--|---|---------------|---------------------------------|---|---|---|---|------------|--|----------|----------|---------|-----|
|  |   | Tsrukpe Tota  | constructed                     |   |   |   |   |            |  |          |          |         |     |
|  | Support NID/Malaria Control Programmes              | District wide | No. of campaigns organised      | √ | √ |   |   | 32,000.00  |  |          |          | GHS     | DA  |
|  | Embark on bi-quarterly malnutrition campaign        | District wide | Improved delivery of healthcare | √ | √ | √ | √ | 100,000.00 |  |          |          | GHS     | DA  |
|  | Embark on quarterly monitoring of health facilities | District wide | Improved access to healthcare   | √ | √ | √ | √ |            |  | 8,000.00 |          | GHS     | DA  |
|  | Rehabilitation of 1no. Health Center                | Awate         | Nurses' quarters rehabilitated  | √ | √ | √ | √ | 199,072.44 |  |          |          | DA      | GHS |
|  | Rehabilitation of 1no. Nurses' Quarters             | Awate         | Nurses' quarters rehabilitated  | √ | √ | √ | √ | 199,448.55 |  |          |          | DA      | GHS |
|  | Construction of 1no. Fence Wall and pavilion        | Awate         | Fence wall constructed          | √ | √ | √ | √ | 199,419.57 |  |          |          | DA      | GHS |
|  | External works on Awate Health Center               | Awate         | Improved access to healthcare   | √ | √ | √ | √ | 198,421.65 |  |          |          | DA      | GHS |
|  | Construct 1no. maternity block                      | Awate         | % reduction in maternal deaths  | √ | √ | √ | √ | 260,000.00 |  |          |          | DA      | GHS |
|  | Conduct quarterly DAC/DRMT                          | Anfoega       | No. of DAC/DRMT                 | √ | √ | √ | √ |            |  |          | 2,640.00 | DRMT/DA | GH  |

|   |  |                       |  |   |   |   |   |  |          |  |  |           |             |                      |
|---|--|-----------------------|--|---|---|---|---|--|----------|--|--|-----------|-------------|----------------------|
|   | meetings annually  |                       | meetings conducted   |   |   |   |   |  |          |  |  |           | C           | S                    |
|   | Organization of World AIDS Day celebration annually                                  | Anfoega               | World AIDS day organized   |   |   |   | √ |  |          |  |  | 7,000.00  | DRMT/DAC    | GH S                 |
| <b>Social Welfare &amp; Community Development</b> | Organize 1no. workshop to create awareness on child protection                       | District wide         | 1no.workshop to Work shop on create child protection awareness organized |   | √ |   |   |  | 2,500.00 |  |  |           | SW&CD       | DA                   |
|   | Organise 1no. sensitization workshop for men and women on domestic violence          | All six area councils | 1no workshop on domestic violence organized                              |   | √ |   |   |  | 4,000.00 |  |  |           | GENDER DESK | SW &C D/DA           |
|   | Organize 4no. school outreaches on Sexual and Gender Based Violence for JHS students | District wide         | No. of schools visited   | √ | √ | √ | √ |  | 4,000.00 |  |  |           | GENDER DESK | SW &C D/DA           |
|   | Pay remedial class and registration fee for girls school dropouts                    | District wide         | Promotion of girl-child education  | √ | √ | √ | √ |  | 5,000.00 |  |  |           | DA          | SW &C D/GE NDER DESK |
|   | Assist women to access credit for farming and trading activities                     | District wide         | Improve economic status of   | √ | √ | √ | √ |  |          |  |  | 40,000.00 | DA          | MA SL OC             |

|  |   |               |                                      |   |   |   |   |           |  |          |  |  |        |  |
|--|---|---------------|--------------------------------------|---|---|---|---|-----------|--|----------|--|--|--------|--|
|  |   |               | women                                |   |   |   |   |           |  |          |  |  |        |  |
|  | Organize 2no. workshop for 54 women on petty trading and enterprise management to enhance economic activity | District wide | Enhance economic status of women     | √ | √ | √ | √ | 5,000.00  |  |          |  |  | BAC/DA | SU<br>B-<br>ST<br>RU<br>CT<br>UR<br>ES |
|  | Ensure effective handling of 60 social issues (maintenance, custody, access and paternity)                  | District wide | No. of activities undertaken         | √ | √ | √ | √ | 1,000.00  |  |          |  |  | SW&CD  | DA                                     |
|  | Organise 2no. community workshops for teenage mothers on child care   | District wide | No. of workshops organized           | √ |   | √ |   | 1,000.00  |  |          |  |  | SW&CD  | DA                                     |
|  | Embark on quarterly monitoring of NGO activities  | District wide | No. NGO's monitored                  | √ | √ | √ | √ |           |  | 1,000.00 |  |  | SW&CD  | DA                                     |
|  | Provide financial assistance to 200no. PWD's in the District  | District wide | Improved livelihood of beneficiaries | √ | √ | √ | √ | 35,000.00 |  |          |  |  | SW&CD  | DA                                     |
|  | Organized 1no. workshop on the use of PWDS fund   | District wide | Improved accountability              |   |   | √ |   | 5,2000.00 |  |          |  |  | SW&CD  | DA                                     |
|  | Support the GFD conference  | Anfoega       | Proper use of PWD's Fund             | √ | √ | √ | √ | 6,000.00  |  |          |  |  | SW&CD  | DA                                     |
|  | Embark on quarterly monitoring of funds disbursed to PWD's  | District wide | Improved use of PWD's fund           | √ | √ | √ | √ | 5,200.00  |  |          |  |  | SW&CD  | DA                                     |

|  |   |               |   |   |   |   |   |            |  |  |  |                      |     |
|--|---|---------------|---|---|---|---|---|------------|--|--|--|----------------------|-----|
|  | Payment to Ghana School Feeding Caterers  | District wide | Payment made to School Feeding Caterers       |   | √ | √ | √ | 994,420.40 |  |  |  | DA                   | GES |
|  | Monitoring of the programme   | District wide | Monitoring conducted                          | √ | √ | √ | √ | 27,420.40  |  |  |  | DA                   | GES |
|  | District Implementation Committee meeting (DICS)  | Anfoega       | No. of DICS meetings organized                | √ | √ | √ | √ | 12,000.00  |  |  |  | DA                   | GES |
|  | Preparation and submission of reports   | Anfoega       | Reports prepared and submitted                | √ | √ | √ | √ | 12,000.00  |  |  |  | DA                   | GES |
|  | Payment of monthly allowance to Nation builders Corps (NABCO) workers (70) under the following modules;<br><br>Heal Ghana<br>Educate Ghana<br>Feed Ghana<br>Revenue Ghana<br>Digitized Ghana<br>Civic Ghana<br>Enterprise Ghana | District wide | Monthly allowance paid to NABCO beneficiaries |   |   | √ | √ | 436,800.00 |  |  |  | NABCO<br>SECRETARIAT |     |
|  | Training and workshops  | Anfoega       | No. of training and workshops organized       |   |   | √ | √ | 10,000.00  |  |  |  | NABCO<br>SECRETARIAT |     |
|  | Monitoring of the programme   | Anfoega       | Monitoring                                    |   |   | √ | √ | 18,000.00  |  |  |  | NABCO<br>SECRETARIAT |     |

|   |  |               |   |   |   |   |   |            |           |          |           |  |                   |           |
|---|--|---------------|---|---|---|---|---|------------|-----------|----------|-----------|--|-------------------|-----------|
|   |  |               | conducted                                 |   |   |   |   | 0          |           |          |           |  | RIAT              |           |
|   | Preparation and submission of reports  | Anfoega       | Reports prepared and submitted            |   |   | √ | √ | 5,000.00   |           |          |           |  | NABCO SECRETARIAT |           |
|   | Refurbishment of NABCO office  | Anfoega       | NABCO secretariat refurbished             |   |   | √ |   | 20,000.00  |           |          |           |  | NABCO SECRETARIAT |           |
|   | Repair of office equipment (air-conditions, photocopiers, computers)   | Anfoega       | Office equipment serviced and repaired    |   |   |   | √ | 7,410.20   |           |          |           |  | NABCO SECRETARIAT |           |
| <b>Water &amp; Environmental Sanitation</b> | Training on activity reporting skills for environmental health officers  | Anfoega       |   | √ | √ | √ | √ |            | 10,000.00 |          |           |  | DPCU              | EH SU     |
|   | A package for sanitation improvement/education on the effect of open defecation/management of waste disposal site by Land Fill | District wide |   | √ | √ | √ | √ | 100,000.00 |           |          |           |  | EHSU              | ZO OMLION |
|   | Intensify public education on food and personal hygiene  | District wide | No. of sensitization programmes organized | √ | √ | √ | √ |            |           | 1,000.00 |           |  | EHSU              | NC CE     |
|   | Consultancy Services on Projects   | District wide | Effective implementation of projects      | √ | √ | √ | √ |            |           |          | 30,000.00 |  | DA                | EH SU     |
|   | Monitor Community Led Total  | District wide | No. of CLTS                               | √ | √ | √ | √ |            |           |          | 1,000.00  |  | DICS              | EH        |

|   |   |               |   |   |   |   |   |            |  |  |           |    |            |          |
|---|---|---------------|---|---|---|---|---|------------|--|--|-----------|----|------------|----------|
|   | Sanitation (CLTS)   |               | activities monitored                                      |   |   |   |   |            |  |  |           |    |            | SU       |
|   | Fumigation  | District wide | Improved sanitation                                       | √ | √ | √ | √ |            |  |  |           |    |            |          |
|   | Legislation to regulate sanitation activities               | District wide | Availability of Environmental Health & sanitation Bye-Law |   | √ |   | √ |            |  |  | 94,690.00 | DA |            | EH<br>SU |
|   | Construction of community water supply system               | Vakpo         | Improved access to portable water                         | √ | √ | √ | √ | 20,000.00  |  |  |           |    | DWST       | DA       |
|   | Rehabilitation/Construction of 10no. Boreholes              | District wide | Improved access to portable water                         | √ | √ | √ | √ | 20,000.00  |  |  |           |    | DA         | DW<br>D  |
|   | Mechanization of 5no. boreholes                             | District wide | Improve access to portable water                          | √ | √ | √ | √ | 12,500.00  |  |  |           |    | DA         | DW<br>D  |
| <b>ENVIRONMENT, INFRASTRUCTURE AND HUMAN SETTLEMENT</b>     |   |               |   |   |   |   |   |            |  |  |           |    |            |          |
| <b>Programme: Infrastructure Development and Management</b> |   |               |   |   |   |   |   |            |  |  |           |    |            |          |
| <b>District Works department</b>                            | Additional works on the construction of 1no. Office Complex | Anfoega       | Additional works constructed                              | √ | √ | √ | √ | 150,000.00 |  |  |           |    | Wks. Dep't | DP<br>CU |

|  |   |               |  |   |   |   |   |            |            |  |  |  |    |       |
|--|---|---------------|--|---|---|---|---|------------|------------|--|--|--|----|-------|
|  | Construct 1no. 3-bedroom Self-contained Bungalow with Fence Wall and visitors' toilet for District Magistrate's | Vakpo         | Improved access to accommodation                     | √ | √ | √ | √ |            | 372,000.00 |  |  |  | DA | COURT |
|  | Construct 1no. District Police Headquarters   | Anfoega       | Improved security                                    | √ | √ | √ | √ | 344,892.83 |            |  |  |  | DA | GPS   |
|  | Reshaping and spot improvement of 20km feeder roads   | District wide | Improve movement of goods and services               | √ | √ | √ | √ | 100,000.00 |            |  |  |  | DA | DWD   |
|  | Rehabilitate 10no. broken boreholes   | District wide | Increase access to provision of portable water       | √ | √ | √ | √ | 10,000.00  |            |  |  |  | DA | DWD   |
|  | Supply and installation of street lights  | District wide | Improved security and lightening systems             | √ | √ | √ | √ | 100,000.00 |            |  |  |  | DA | DP CU |
|  | Maintenance of street lights  | District wide | Improved security and lightening systems             | √ | √ | √ | √ | 100,000.00 |            |  |  |  | DA | DP CU |
|  | Rehabilitation of markets in the district   | District wide | Enhance market status to increase revenue generation | √ | √ | √ | √ | 100,000.00 |            |  |  |  | DA | DWD   |

|   |  |               |  |   |   |   |   |           |  |  |  |          |      |                |
|---|--|---------------|--|---|---|---|---|-----------|--|--|--|----------|------|----------------|
|   | Facilitate and support the establishment of “kaolin” market  | Anfoega       |  |   |   |   |   |           |  |  |  |          |      |                |
|   | Establishment of satellite market  | Wusuta-Kpebe  | Satellite market established   |   |   |   |   |           |  |  |  |          |      |                |
| <b>Spatial Planning</b>                 | Scale up the Street naming and property addressing system  | District wide | Street naming and property addressing system completed                   | √ | √ | √ | √ | 20,000.00 |  |  |  |          | DWD  | DP<br>CU       |
|   | Intensify public education on land use planning and building regulations                                 | District wide | Public education organized on land use planning and building regulations | √ | √ | √ | √ | 1,000.00  |  |  |  |          | DWD  | DP<br>CU       |
|   | Conduct regular site visits  | District wide | Regular site visits conducted  | √ | √ | √ | √ | 1,000.00  |  |  |  |          | DWD  | DP<br>CU       |
| <b>Programmes: Economic Development</b> |  |               |  |   |   |   |   |           |  |  |  |          |      |                |
| <b>Agriculture</b>                      | Establish 60no. Demonstration plots to disseminate appropriate technological packages to farmers by 2018 | District wide | Improved Agricultural practices  | √ | √ | √ | √ |           |  |  |  | 7,200.00 | MOFA | DA<br>/M<br>AG |
|   | Organise 384 farm/home visits on extension services  | District wide | Improved Agricultural  | √ | √ | √ | √ | 2,000.00  |  |  |  |          | MOFA | DA<br>/M       |

|  |   |               |  |   |   |   |   |                  |          |  |  |  |            |                       |
|--|---|---------------|--|---|---|---|---|------------------|----------|--|--|--|------------|-----------------------|
|  |   |               | practices                              |   |   |   |   |                  |          |  |  |  |            | AG                    |
|  | Organise 4no. mass education on FM on 'Planting for Food and Jobs'                                  | District wide | No. of mass education facilitate on FM | √ | √ | √ | √ | 2,000.00         |          |  |  |  | MOFA       | DA                    |
|  | Create and update computerized database on general agric. activities                                | Vakpo         | Improved access to data on agric.      | √ | √ | √ | √ | 3,000.00         |          |  |  |  | MOFA       | DA                    |
|  | Educate and vaccinate 2000no. livestock against PPR, rabies, Newcastle and other diseases           | District wide | No. of livestock vaccinated            | √ | √ | √ | √ |                  |          |  |  |  | MOFA       | DA                    |
|  | Facilitate the establishment of Juicing Factory under "One District One Factory" Programme          | Vakpo         | Juicing factory established            | √ | √ | √ | √ | 1,000,00<br>0.00 |          |  |  |  | Trade Min. | NB<br>SSI<br>/BA<br>C |
|  | Organise 2no. stakeholders meeting (School feeding caterers & FBO's) on marketing of agric. produce | Anfoega       | Stake holders meeting organized        |   | √ |   | √ |                  | 1,000.00 |  |  |  | MOFA       | NB<br>SSI<br>/BA<br>C |
|  | Train 500 fishermen on existing cultural fisheries technological packages annually                  | District wide | No. of fishermen trained               | √ | √ | √ | √ | 2,000.00         |          |  |  |  | BAC        | DA<br>/M<br>OF<br>A   |
|  | Organise 1no. Farmers' Day Celebration  | District wide | No. of Farmers Day Celebrated          |   |   |   | √ | 10,000.0<br>0    |          |  |  |  | DA         | MO<br>FA              |
|  | Design and implement special programmes to build the  | District wide | Encourage the youth to go              | √ | √ | √ | √ | 5,000.00         |          |  |  |  | MOFA       | DA                    |

|                           |  |               |   |   |   |   |   |           |  |          |  |  |      |         |
|---------------------------|--|---------------|---|---|---|---|---|-----------|--|----------|--|--|------|---------|
|                           | capacity of the youth in agriculture operations  |               | into agriculture                                      |   |   |   |   |           |  |          |  |  |      |         |
|                           | Support youth to go into agriculture enterprise along the value chain  | District wide | Youths encouraged into agriculture                    | √ | √ | √ | √ | 25,000.00 |  |          |  |  | MOFA | DA/BA C |
|                           | Conduct public education on green economy practices  | District wide | Public education conducted on green economy practices | √ | √ | √ | √ | 3,000.00  |  | 2,000.00 |  |  | MOFA | AE A's  |
|                           | Build the capacity of farmers on climate change resilient  | District wide | Capacity of farmers built on climate change           |   |   |   | √ | 2,000.00  |  | 2,000.00 |  |  | MOFA | AE A's  |
| <b>Trade and Industry</b> | Promote and enforce local tourism and develop available and potential sites to meet internationally acceptable standards | District wide | Patronage increased                                   | √ |   | √ |   | 5,000.00  |  |          |  |  | DA   | DP CU   |
|                           | Mainstream tourism development in district development plans   | District wide | Tourism development mainstreamed into district plans  |   | √ |   |   | 5,000.00  |  |          |  |  | DA   | DP CU   |
|                           | Create awareness of the importance of tourism and creative arts  | District wide | Awareness created on the importance of tourism and    |   |   |   |   |           |  | 2,000.00 |  |  | DA   | DP CU   |

|   |  |               |   |   |   |   |   |          |  |  |  |  |             |                     |
|---|--|---------------|---|---|---|---|---|----------|--|--|--|--|-------------|---------------------|
|   |  |               | creative arts                                       |   |   |   |   |          |  |  |  |  |             |                     |
|   | Organize training programme for artisans and businesses  | District wide | Capacity of artisans and businesses enhanced        |   |   | √ |   | 5,000.00 |  |  |  |  | BAC         | DA                  |
| <b>Programme : Environmental Management</b> |  |               |   |   |   |   |   |          |  |  |  |  |             |                     |
| <b>Disaster prevention and management</b>   | Sensitize 400no. farmer households on effects of bush fires, farming along riverbanks but rather create windbreaks | District wide | No. of farmer households sensitized                 | √ |   |   | √ | 4,000.00 |  |  |  |  | NADMO       | MO FA/ Fire Service |
|   | Organize 1no. workshop on enforcement of environmental regulation  | Anfoega       | Enforce environmental laws                          |   |   | √ |   | 3,000.00 |  |  |  |  | DEHO        | DA                  |
|   | Embark on afforestation and the protection of terrestrial and aquatic wildlife (Tree Planting)                     | District wide | Reduce extinction and protection of the environment |   | √ | √ | √ | 3,000.00 |  |  |  |  | NADMO       | DA                  |
|   | Organise quarterly radio sensitization programme on climate change   |               | No. of programmes organized                         | √ | √ | √ | √ |          |  |  |  |  |             |                     |
|   | Education on Green Ghana at all town hall and other meetings with opinion leaders and civil society.               | District wide | Improved on green Ghana initiative                  | √ | √ | √ | √ | 2,000.00 |  |  |  |  | DPCU/NA DMO | CS O's /FB O's /D   |

|  |   |               |                                  |   |   |   |   |  |  |  |          |  |       |                           |
|--|---|---------------|----------------------------------|---|---|---|---|--|--|--|----------|--|-------|---------------------------|
|  |   |               |                                  |   |   |   |   |  |  |  |          |  |       | A                         |
|  | Organise 1no. training for Disaster Control Officers on investigation, news gathering and reporting | Anfoega       | No. of staff and DVG's trained   |   |   | √ |   |  |  |  | 2,000.00 |  | NADMO | Fire Service / Police/ DA |
|  | Formation and inauguration of District Disaster Management Committee (DDMC)                         | District wide | DDMC/BMTC formed and inaugurated |   | √ | √ |   |  |  |  | 1,000.00 |  | NADMO | DA                        |
|  | Organise quarterly Disaster Management stakeholders meeting   | Anfoega       | No. of meetings organized        | √ | √ | √ | √ |  |  |  | 2,000.00 |  | NADMO | DA                        |

**Table 8.2: Showing 2019 Annual Action Plan**

| <b>GOVERNANCE, CORRUPTION AND PUBLIC ACCOUNTABILITY</b> |                                |                 |                          |                             |                       |                       |                       |                                |            |            |                      |                              |                |  |
|---|--------------------------------|-----------------|--------------------------|-----------------------------|-----------------------|-----------------------|-----------------------|--------------------------------|------------|------------|----------------------|------------------------------|----------------|--|
| <b>Programme: Management and Administration</b>         |                                |                 |                          |                             |                       |                       |                       |                                |            |            |                      |                              |                |  |
| <b>Sub-Programmes</b>                                   | <b>Activities (Operations)</b> | <b>Location</b> | <b>Output Indicators</b> | <b>Quarterly Time Frame</b> |                       |                       |                       | <b>Indicative Budget (GH¢)</b> |            |            |                      | <b>Implementing Agencies</b> |                |  |
|   |                                |                 |                          | <b>1<sup>st</sup></b>       | <b>2<sup>nd</sup></b> | <b>3<sup>rd</sup></b> | <b>4<sup>th</sup></b> | <b>GOG</b>                     | <b>DDF</b> | <b>IGF</b> | <b>DONOR/ OTHERS</b> | <b>Lead</b>                  | <b>Collab.</b> |  |
|   |                                |                 |                          |                             |                       |                       |                       |                                |            |            |                      |                              |                |  |

|                               |   |                |  |   |   |   |   |           |          |          |  |              |                   |
|-------------------------------|---|----------------|--|---|---|---|---|-----------|----------|----------|--|--------------|-------------------|
| <b>General administration</b> | Training of 17no. Heads of Department and Unit Heads on Report and minutes writing techniques | Anfoega        | Improved performance in project mgt.       | √ | √ | √ | √ |           | 7,000.00 |          |  | DA           | ALL UNITS         |
|                               | Training of 25no. staff on Microsoft Office, Power Point and ICT                              | Anfoega        | Improved performance of staff              |   | √ | √ | √ |           | 6,000.00 |          |  | DPCU         | ALL UNITS         |
|                               | Involved civil society in fee fixing resolution at the Area Councils                          | Sub-structures | Civil society involved in fee fixing       | √ |   |   |   | 2,000.00  |          | 2,000.00 |  | DA           | BUDGET UNIT/CSO's |
|                               | Maintenance of 1no. grader  | Anfoega        | Enhanced operation of vehicles             | √ | √ | √ | √ | 5,000.00  |          |          |  | DA           | DWD               |
|                               | Servicing of office equipment ( computers & printers , air conditioners ) and stationery      | Anfoega        | No. of air-conditioners serviced           | √ | √ | √ | √ | 5,000.00  |          |          |  | DA           | DWD               |
|                               | Procurement of facilities and equipment's for donation  | Anfoega        | No. of facilities and equipment's procured | √ | √ | √ | √ | 40,000.00 |          |          |  | MP           | DA                |
|                               | Rent 1no. 4-bedroom accommodation for DCD   | Vakpo          | Accommodation rented                       | √ | √ | √ | √ | 7,000.00  |          |          |  | Cent. Admin. | DWD               |
|                               | Review and Gazette 2019 Fee-fixing Resolution and Assembly's Bye- Law                         | Anfoega        | Fee-fixing and Bye law gazette             | √ | √ | √ | √ | 2,000.00  |          | 2,000.00 |  | Cent. Admin  | COURT             |
|                               | Convene at least 3No. General Assembly meetings   | Anfoega        | General Assembly meeting                   |   | √ | √ | √ |           |          | 6,000.00 |  | Cent. Admin. | DPCU              |

|                               |  |               |  |   |   |   |   |           |  |          |  |      |                         |
|-------------------------------|--|---------------|--|---|---|---|---|-----------|--|----------|--|------|-------------------------|
|                               |  |               | organized  |   |   |   |   |           |  |          |  |      |                         |
|                               | Support to District Security Agencies  | Anfoega       | Security agencies supported                      | √ | √ | √ | √ | 5,000.00  |  |          |  | DA   | Security Agencies       |
|                               | Support to Community Development Projects and Programmes   | District wide | Community Dev. Programmes and projects supported | √ | √ | √ | √ | 75,000.00 |  |          |  | MP   | Beneficiary Communities |
|                               | Organize national day celebrations Independence, Republic ,Farmers   | District wide | No. of national days celebrated                  | √ | √ | √ | √ | 12,500.00 |  |          |  | DA   | AREA COUNCILS           |
|                               | Support 6no. Area Councils and monitor their activities.   | District wide | Enhance their operations                         | √ | √ | √ | √ | 3,000.00  |  | 2,000.00 |  | DA   | AREA COUNCILS           |
|                               | Support self-help community initiated projects and programmes  |               |  | √ | √ | √ | √ | 70,000.00 |  |          |  | DA   | Beneficiary Communities |
| <b>Planning and Budgeting</b> | Preparation and submission of 2020 Annual Action Plan ,DDF, Procurement, Popular Participation, National Anti-Corruption Action Plan (NACAP)and Budget plans | Anfoega       | 2020 plans prepared and submitted                | √ | √ | √ | √ | 19,000.00 |  |          |  | DPCU | OTHER UNITS             |
|                               | Prepare and submit of quarterly / monthly progress reports   | Anfoega       | Quarterly /monthly progress report prepared and  | √ | √ | √ | √ |           |  | 8,000.00 |  | DPCU | OTHER UNITS             |

|   |  |               |  |   |   |   |   |           |  |          |  |                  |                                 |
|---|--|---------------|--|---|---|---|---|-----------|--|----------|--|------------------|---------------------------------|
|   |  |               | submitted  |   |   |   |   |           |  |          |  |                  |                                 |
|   | Organize quarterly Statutory Planning Committee, DPCU, Entity Tender committee Budget C'ttee. Management meetings. | Anfoega       | Statutory committee meetings organized                   | √ | √ | √ | √ | 15,000.00 |  |          |  | DPCU             | OTHER UNITS                     |
|   | Embark on quarterly monitoring and evaluation of development programs and projects                                 | District wide | Programmes and projects monitored                        | √ | √ | √ | √ | 25,000.00 |  |          |  | DPCU             | Dev't Plg. and Wks. Sub-c'ttees |
| <b>Finance and Revenue Mobilization</b> | Create and update a reliable computer-based revenue database system  | Anfoega       | Availability of a computer based revenue database system | √ | √ | √ | √ | 3,000.00  |  |          |  | BUDGET UNIT      | Finance                         |
|   | Organize 2no. training workshops for 30 revenue collectors on effective revenue mobilization techniques            | Anfoega       | No. of revenue staff trained                             | √ | √ | √ | √ | 3,000.00  |  | 2,000.00 |  | DPCU             | Budget/Finance                  |
|   | Embark on monthly monitoring and supervision of revenue collection   | District wide | No. of monitoring exercises under taken                  | √ | √ | √ | √ |           |  | 3,000.00 |  | DA               | Finance                         |
|   | Create awareness on the need to pay tax, rates to the general public   | District wide | Awareness created on the need to pay tax                 | √ | √ | √ | √ |           |  | 1,000.00 |  | DPCU/Budget Unit | Finance                         |
| <b>SOCIAL DEVELOPMENT</b>               |  |               |  |   |   |   |   |           |  |          |  |                  |                                 |

| Programme: Social Services Delivery |  |  |   |   |   |   |   |            |           |  |  |     |     |
|-------------------------------------|--|--|---|---|---|---|---|------------|-----------|--|--|-----|-----|
| Education and Youth Development     | Construct 2no. 3-unit classroom blocks with ancillary facilities       | Aveme Daynigba, Vakpo Afeyi                          | Improved access to quality education        | √ | √ | √ | √ | 673,176.05 |           |  |  | DA  | GES |
|                                     | Construct 8no. 6-unit classroom blocks with ancillary facilities       | Awate Agame, Tsrukpe Dukuma, Brada Tornu, Wusuta Kpe | Improved access to quality education        | √ | √ | √ | √ | 500,000.00 |           |  |  | DA  | GES |
|                                     | Establishment of Girls Model School                                    | Vakpo  | Girls model school established              | √ | √ | √ | √ | 100,000.00 |           |  |  | DA  | GES |
|                                     | Construct 2no. 2-bedroom semi-detached teachers' bungalow              | Anfoesec, Vasec                                      | No. of bungalows constructed                | √ | √ | √ | √ | 50,726.15  | 28,000.00 |  |  | DA  | GES |
|                                     | Organise 4no. quiz and spelling bee competition among 16 basic schools | District wide  | No. of competitions organized               | √ | √ | √ | √ | 2,000.00   |           |  |  | GES | DA  |
|                                     | Embark on quarterly monitoring of teaching and learning                | District wide  | Percentage increase in academic performance | √ | √ | √ | √ | 4,800.00   |           |  |  | DA  | GES |
|                                     |  |  |   |   |   |   |   |            |           |  |  |     |     |

|  |   |                 |                                      |   |   |   |   |            |  |        |  |            |     |
|--|---|-----------------|--------------------------------------|---|---|---|---|------------|--|--------|--|------------|-----|
|  | Organise my First Day at school for KG & Prim. 1                          | District wide   | Percentage increase enrolment rate   | √ | √ | √ | √ | 1,000.00   |  |        |  | DA         | GES |
|  | Support 200no. Brilliant but Needy Students                               | District wide   | No. of students supported            | √ | √ | √ | √ | 70,000.00  |  |        |  | DA         | MP  |
|  | Organise 8 weeks STMIE clinic for 60 pupils                               | District wide   | Improved academic performance        | √ | √ | √ | √ | 4,000.00   |  |        |  | DA         | GES |
|  | Organise 4no. holiday classes for 26no. JHS 1 & 2 pupils                  | District wide   | Improved performance in BECE         | √ | √ | √ | √ | 20,000.00  |  |        |  | DA         | MP  |
|  | Completion of 1no. 3-unit Classroom block with ancillary facilities       | Aveve Dzeme     | Improved access to quality education | √ | √ | √ | √ | 300,000.00 |  |        |  | DA         | GES |
|  | Construct 2-storey Dormitory  | Vakpo Sec. Tech | Improved access to quality education | √ | √ | √ | √ |            |  | 350.00 |  | Wks. Dep't | GES |
|  | Construct 1no. Administration Block and library                           | Anfoesec        | Improved access to quality education | √ | √ | √ | √ | 280,000.00 |  |        |  | Wks. Dep't | GES |
|  | Construct 1no. 2-storey 12-unit classroom block with ancillary facilities | Vasec           | Improved access to quality education | √ | √ | √ | √ | N/A        |  |        |  | DA         | GES |
|  | Construction of 1no. boys   | Vasec           | Decent                               | √ | √ | √ | √ | N/A        |  |        |  | DA         | GES |

|                        |  |                                      |                                      |   |   |   |   |            |            |          |  |             |     |
|------------------------|--|--------------------------------------|--------------------------------------|---|---|---|---|------------|------------|----------|--|-------------|-----|
|                        | dormitory block  |                                      | accommodation for students           |   |   |   |   |            |            |          |  |             |     |
|                        | Construct 1no. 3-unit classroom block and 1no. 2-unit Kg block                             | Botoku Tove, Vakpo Afeyi             | Improved access to quality education | √ | √ | √ | √ | 600,000.00 |            |          |  | Wks. Dep't  | GES |
|                        | Organise 4no. INSET for 75no. English and Ghanaian language Teachers in 36 primary schools | District wide                        | No. of trainings organised           | √ | √ | √ | √ | 16,000.00  |            |          |  | DA          | GES |
|                        | Organise 4no. training workshop for 50 basic school teachers in ICT                        | District wide                        | No. of teachers trained              | √ | √ | √ | √ | 21,000.00  |            |          |  | DA          | GES |
|                        | Institute Annual Best School and Pupils award systems                                      | District wide                        | No. of teachers trained              | √ | √ | √ | √ | 7,500.00   |            |          |  | DA          | GES |
| <b>Health Delivery</b> | Construct 3no. CHPS Compounds  | Wadamaxe, Wusuta Kpebe, Tsrukpe Tota | No. of CHPS Compounds constructed    | √ | √ | √ | √ | 554,804.80 | 200,000.00 |          |  | Works Dep't | GHS |
|                        | Support NID/Malaria Control Programmes   | District wide                        | No. of campaigns organised           | √ | √ |   |   | 32,000.00  |            |          |  | GHS         | DA  |
|                        | Embark on bi-quarterly malnutrition campaign   | District wide                        | Improved delivery of healthcare      | √ | √ | √ | √ | 100,000.00 |            |          |  | GHS         | DA  |
|                        | Embark on quarterly  | District                             | Improved                             | √ | √ | √ | √ |            |            | 8,000.00 |  | GHS         |     |

|  |  |               |   |   |   |   |   |            |  |  |          |  |          |     |
|--|--|---------------|---|---|---|---|---|------------|--|--|----------|--|----------|-----|
|  | monitoring of health facilities                                | wide          | access to healthcare  |   |   |   |   |            |  |  |          |  | DA       |     |
|  | Rehabilitation of 1no. Health Center                           | Awate         | Nurses' quarters rehabilitated                                  | √ | √ | √ | √ | 199,072.44 |  |  |          |  | DA       | GHS |
|  | Rehabilitation of 1no. Nurses' Quarters                        | Awate         | Nurses' quarters rehabilitated                                  | √ | √ | √ | √ | 199,448.55 |  |  |          |  | DA       | GHS |
|  | Construction of 1no. Fence Wall and pavilion                   | Awate         | Fence wall constructed  | √ | √ | √ | √ | 199,419.57 |  |  |          |  | DA       | GHS |
|  | External works on Awate Health Center                          | Awate         | Improved access to healthcare                                   | √ | √ | √ | √ | 198,421.65 |  |  |          |  | DA       | GHS |
|  | Construct 1no. maternity block                                 | Awate         | % reduction in maternal deaths                                  | √ | √ | √ | √ | 260,000.00 |  |  |          |  | DA       | GHS |
|  | Conduct quarterly DAC/DRMT meetings annually                   | Anfoega       | No. of DAC/DRMT meetings conducted                              | √ | √ | √ | √ |            |  |  | 2,640.00 |  | DRMT/DAC | GHS |
|  | Organization of World AIDS Day celebration annually            | Anfoega       | World AIDS day organized  |   |   |   | √ |            |  |  | 7,000.00 |  | DRMT/DAC | GHS |
| <b>Social Welfare &amp; Community Developm</b> | Organize 1no. workshop to create awareness on child protection | District wide | 1no. workshop to Work shop on create child protection awareness |   | √ |   |   | 2,500.00   |  |  |          |  | SW&CD    | DA  |

| ent |   |                       | organized                                   |   |   |   |   |          |  |          |           |  |             |                   |
|-----|---|-----------------------|---|---|---|---|---|----------|--|----------|-----------|--|-------------|-------------------|
|     | Organise 1no. sensitization workshop for men and women on domestic violence                                 | All six area councils | 1no workshop on domestic violence organized |   | √ |   |   | 4,000.00 |  |          |           |  | GENDER DESK | SW&CD/DA          |
|     | Organize 4no. school outreaches on Sexual and Gender Based Violence for JHS students                        | District wide         | No. of schools visited                      | √ | √ | √ | √ | 4,000.00 |  |          |           |  | GENDER DESK | SW&CD/DA          |
|     | Pay remedial class and registration fee for girls school dropouts   | District wide         | Promotion of girl-child education           | √ | √ | √ | √ | 5,000.00 |  |          |           |  | DA          | SW&CD/GENDER DESK |
|     | Assist women to access credit for farming and trading activities  | District wide         | Improve economic status of women            | √ | √ | √ | √ |          |  |          | 40,000.00 |  | DA          | MASLOC            |
|     | Organize 2no. workshop for 54 women on petty trading and enterprise management to enhance economic activity | District wide         | Enhance economic status of women            | √ | √ | √ | √ | 5,000.00 |  |          |           |  | BAC/DA      | SUB-STRUCTURES    |
|     | Ensure effective handling of 60 social issues (maintenance, custody, access and paternity)                  | District wide         | No. of activities undertaken                | √ | √ | √ | √ | 1,000.00 |  |          |           |  | SW&CD       | DA                |
|     | Organise 2no. community workshops for teenage mothers on child care   | District wide         | No. of workshops organized                  | √ |   | √ |   | 1,000.00 |  |          |           |  | SW&CD       | DA                |
|     | Embark on quarterly   | District              | No. NGO's                                   | √ | √ | √ | √ |          |  | 1,000.00 |           |  | SW&CD       | DA                |

|  |  |               |   |   |   |   |   |            |  |  |  |                  |     |
|--|--|---------------|---|---|---|---|---|------------|--|--|--|------------------|-----|
|  | monitoring of NGO activities                                 | wide          | monitored                               |   |   |   |   |            |  |  |  |                  |     |
|  | Provide financial assistance to 200no. PWD's in the District | District wide | Improved livelihood of beneficiaries    | √ | √ | √ | √ | 35,000.00  |  |  |  | SW&CD            | DA  |
|  | Organized 1no. workshop on the use of PWDS fund              | District wide | Improved accountability                 |   |   | √ |   | 5,2000.00  |  |  |  | SW&CD            | DA  |
|  | Support the GFD conference                                   | Anfoega       | Proper use of PWD's Fund                | √ | √ | √ | √ | 6,000.00   |  |  |  | SW&CD            | DA  |
|  | Embark on quarterly monitoring of funds disbursed to PWD's   | District wide | Improved use of PWD's fund              | √ | √ | √ | √ | 5,200.00   |  |  |  | SW&CD            | DA  |
|  | Payment to Ghana School Feeding Caterers                     | District wide | Payment made to School Feeding Caterers |   | √ | √ | √ | 994,420.40 |  |  |  | DA               | GES |
|  | Monitoring of the programme                                  | District wide | Monitoring conducted                    | √ | √ | √ | √ | 27,420.40  |  |  |  | DA               | GES |
|  | District Implementation Committee meeting (DICS)             | Anfoega       | No. of DICS meetings organized          | √ | √ | √ | √ | 12,000.00  |  |  |  | DA               | GES |
|  | Preparation and submission of reports                        | Anfoega       | Reports prepared and submitted          | √ | √ | √ | √ | 12,000.00  |  |  |  | DA               | GES |
|  | Payment of monthly allowance to Nation builders              | District      | Monthly allowance paid                  |   |   | √ | √ | 436,800.   |  |  |  | NABCO<br>SECRETA |     |

|                            |   |         |   |   |   |   |   |           |           |  |  |                   |      |
|----------------------------|---|---------|---|---|---|---|---|-----------|-----------|--|--|-------------------|------|
|                            | Corps (NABCO) workers (70) under the following modules;<br><br>Heal Ghana<br>Educate Ghana<br>Feed Ghana<br>Revenue Ghana<br>Digitized Ghana<br>Civic Ghana<br>Enterprise Ghana | wide    | to NABCO beneficiaries                  |   |   |   |   | 00        |           |  |  | RIAT              |      |
|                            | Training and workshops  | Anfoega | No. of training and workshops organized |   |   | √ | √ | 10,000.00 |           |  |  | NABCO SECRETARIAT |      |
|                            | Monitoring of the programme   | Anfoega | Monitoring conducted                    |   |   | √ | √ | 18,000.00 |           |  |  | NABCO SECRETARIAT |      |
|                            | Preparation and submission of reports   | Anfoega | Reports prepared and submitted          |   |   | √ | √ | 5,000.00  |           |  |  | NABCO SECRETARIAT |      |
|                            | Refurbishment of NABCO office   | Anfoega | NABCO secretariat refurbished           |   |   | √ |   | 20,000.00 |           |  |  | NABCO SECRETARIAT |      |
|                            | Repair of office equipment (air-conditions, photocopiers, computers)  | Anfoega | Office equipment serviced and repaired  |   |   |   | √ | 7,410.20  |           |  |  | NABCO SECRETARIAT |      |
| <b>Water &amp; Environ</b> | Training on activity reporting skills for environmental   | Anfoega |   | √ | √ | √ | √ |           | 10,000.00 |  |  | DPCU              | EHSU |

|                          |  |               |  |   |   |   |   |            |  |          |           |      |           |
|--------------------------|--|---------------|--|---|---|---|---|------------|--|----------|-----------|------|-----------|
| <b>mental Sanitation</b> | health officers  |               |  |   |   |   |   |            |  |          |           |      |           |
|                          | A package for sanitation improvement/education on the effect of open defecation/management of waste disposal site by Land Fill | District wide |  | √ | √ | √ | √ | 100,000.00 |  |          |           | EHSU | ZOOM LION |
|                          | Intensify public education on food and personal hygiene  | District wide | No. of sensitization programmes organized              | √ | √ | √ | √ |            |  | 1,000.00 |           | EHSU | NCCE      |
|                          | Consultancy Services on Projects   | District wide | Effective implementation of projects                   | √ | √ | √ | √ |            |  |          | 30,000.00 | DA   | EHSU      |
|                          | Monitor Community Led Total Sanitation (CLTS)  | District wide | No. of CLTS activities monitored                       | √ | √ | √ | √ |            |  |          | 1,000.00  | DICS | EHSU      |
|                          | Fumigation   | District wide | Improved sanitation                                    | √ | √ | √ | √ |            |  |          |           |      |           |
|                          | Legislation to regulate sanitation activities  | District wide | Availability of Environmental Health & sanitation Bye- |   | √ |   | √ |            |  |          | 94,690.00 | DA   | EHSU      |

|   |   |               |                                   |   |   |   |   |            |            |  |  |            |       |
|---|---|---------------|-----------------------------------|---|---|---|---|------------|------------|--|--|------------|-------|
|   |   |               | Law                               |   |   |   |   |            |            |  |  |            |       |
|   | Construction of community water supply system   | Vakpo         | Improved access to portable water | √ | √ | √ | √ | 20,000.00  |            |  |  | DWST       | DA    |
|   | Rehabilitation/Construction of 10no. Boreholes  | District wide | Improved access to portable water | √ | √ | √ | √ | 20,000.00  |            |  |  | DA         | DWD   |
|   | Mechanization of 5no. boreholes   | District wide | Improve access to portable water  | √ | √ | √ | √ | 12,500.00  |            |  |  | DA         | DWD   |
| <b>Programme: Infrastructure Development and Management</b> |   |               |                                   |   |   |   |   |            |            |  |  |            |       |
| <b>District Works department</b>                            | Additional works on the construction of 1no. Office Complex   | Anfoega       | Additional works constructed      | √ | √ | √ | √ | 150,000.00 |            |  |  | Wks. Dep't | DPCU  |
|   | Construct 1no. 3-bedroom Self-contained Bungalow with Fence Wall and visitors' toilet for District Magistrate's | Vakpo         | Improved access to accommodation  | √ | √ | √ | √ |            | 372,000.00 |  |  | DA         | COURT |
|   | Construct 1no. District Police Headquarters   | Anfoega       | Improved security                 | √ | √ | √ | √ | 344,892.83 |            |  |  | DA         | GPS   |
|   | Reshaping and spot improvement of 20km feeder   | District wide | Improve movement of goods and     | √ | √ | √ | √ | 100,000.00 |            |  |  | DA         | DWD   |

|                |   |               |  |   |   |   |   |            |  |  |  |     |      |
|----------------|---|---------------|--|---|---|---|---|------------|--|--|--|-----|------|
|                | roads   |               | services   |   |   |   |   |            |  |  |  |     |      |
|                | Rehabilitate 10no. broken boreholes                         | District wide | Increase access to provision of portable water       | √ | √ | √ | √ | 10,000.00  |  |  |  | DA  | DWD  |
|                | Supply and installation of street lights                    | District wide | Improved security and lightening systems             | √ | √ | √ | √ | 100,000.00 |  |  |  | DA  | DPCU |
|                | Maintenance of street lights                                | District wide | Improved security and lightening systems             | √ | √ | √ | √ | 100,000.00 |  |  |  | DA  | DPCU |
|                | Construction of 2no. 2 bedroom demi-detached staff bungalow | Anfoega       | Decent accommodation for staff                       | √ | √ | √ | √ | 250,000.00 |  |  |  | DA  | DWD  |
|                | Rehabilitation of markets in the district                   | District wide | Enhance market status to increase revenue generation | √ | √ | √ | √ | 100,000.00 |  |  |  | DA  | DWD  |
|                | Facilitate and support the establishment of “kaolin” market | Anfoega       | Kaolin market established                            | √ | √ | √ | √ | 10,000.00  |  |  |  | DA  | DWD  |
|                | Establishment of satellite market                           | Wusuta-Kpebe  | Satellite market established                         |   |   |   |   |            |  |  |  |     |      |
| <b>Spatial</b> | Scale up the Street naming                                  | District      | Street naming  | √ | √ | √ | √ | 20,000.00  |  |  |  | DWD | DPCU |

|   |  |               |  |   |   |   |   |          |  |  |  |          |      |        |
|---|--|---------------|--|---|---|---|---|----------|--|--|--|----------|------|--------|
| <b>Planning</b>                         | and property addressing system   | wide          | and property addressing system completed                                 |   |   |   |   | 0        |  |  |  |          |      |        |
|   | Intensify public education on land use planning and building regulations                                 | District wide | Public education organized on land use planning and building regulations | √ | √ | √ | √ | 1,000.00 |  |  |  |          | DWD  | DPCU   |
|   | Conduct regular site visits  | District wide | Regular site visits conducted  | √ | √ | √ | √ | 1,000.00 |  |  |  |          | DWD  | DPCU   |
| <b>Programmes: Economic Development</b> |  |               |  |   |   |   |   |          |  |  |  |          |      |        |
| <b>Agriculture</b>                      | Establish 60no. Demonstration plots to disseminate appropriate technological packages to farmers by 2019 | District wide | Improved Agricultural practices  | √ | √ | √ | √ |          |  |  |  | 7,200.00 | MOFA | DA/MAG |
|   | Organise 384 farm/home visits on extension services  | District wide | Improved Agricultural practices  | √ | √ | √ | √ | 2,000.00 |  |  |  |          | MOFA | DA/MAG |
|   | Organise 4no. mass education on FM on 'Planting for Food and Jobs'                                       | District wide | No. of mass education facilitate on FM                                   | √ | √ | √ | √ | 2,000.00 |  |  |  |          | MOFA | DA     |

|  |               |  |   |   |   |   |                  |          |  |  |            |              |
|--|---------------|--|---|---|---|---|------------------|----------|--|--|------------|--------------|
| Create and update computerized database on general agric. activities                                 | Vakpo         | Improved access to data on agric.          | √ | √ | √ | √ | 3,000.00         |          |  |  | MOFA       | DA           |
| Educate and vaccinate 2000no. livestock against PPR, rabies, Newcastle and other diseases            | District wide | No. of livestock vaccinated                | √ | √ | √ | √ |                  |          |  |  | MOFA       | DA           |
| Facilitate the establishment of Juicing Factory under “One District One Factory” Programme           | Vakpo         | Juicing factory established                | √ | √ | √ | √ | 1,000,00<br>0.00 |          |  |  | Trade Min. | NBSSI/BAC    |
| Organise 2no. stakeholders meeting (School feeding caterers & FBO’s) on marketing of agric. produce  | Anfoega       | Stake holders meeting organized            |   | √ |   | √ |                  | 1,000.00 |  |  | MOFA       | NBSSI/BAC    |
| Establish 1 acre pineapple suckers multiplication site   | District wide | Pineapple multiplication site established  | √ | √ | √ | √ | 2,500.00         |          |  |  | MOFA       | DA/NBSSI/BAC |
| Train 500 fishermen on existing cultural fisheries technological packages annually                   | District wide | No. of fishermen trained                   | √ | √ | √ | √ | 2,000.00         |          |  |  | BAC        | DA/MOFA      |
| Organise 1no. Farmers’ Day Celebration   | District wide | No. of Farmers Day Celebrated              |   |   |   | √ | 10,000.0<br>0    |          |  |  | DA         | MOFA         |
| Design and implement special programmes to build the capacity of the youth in agriculture operations | District wide | Encourage the youth to go into agriculture | √ | √ | √ | √ | 5,000.00         |          |  |  | MOFA       | DA           |

|                           |  |               |  |   |   |   |   |           |  |          |  |      |        |
|---------------------------|--|---------------|--|---|---|---|---|-----------|--|----------|--|------|--------|
|                           | Support youth to go into agriculture enterprise along the value chain  | District wide | Youths encouraged into agriculture                               | √ | √ | √ | √ | 25,000.00 |  |          |  | MOFA | DA/BAC |
|                           | Conduct public education on green economy practices  | District wide | Public education conducted on green economy practices            | √ | √ | √ | √ | 3,000.00  |  | 2,000.00 |  | MOFA | AEA's  |
|                           | Build the capacity of farmers on climate change resilient  | District wide | Capacity of farmers built on climate change                      |   |   |   | √ | 2,000.00  |  | 2,000.00 |  | MOFA | AEA's  |
| <b>Trade and Industry</b> | Promote and enforce local tourism and develop available and potential sites to meet internationally acceptable standards | District wide | Patronage increased  | √ |   | √ |   | 5,000.00  |  |          |  | DA   | DPCU   |
|                           | Mainstream tourism development in district development plans   | District wide | Tourism development mainstreamed into district plans             |   | √ |   |   | 5,000.00  |  |          |  | DA   | DPCU   |
|                           | Create awareness of the importance of tourism and creative arts  | District wide | Awareness created on the importance of tourism and creative arts |   |   |   |   |           |  | 2,000.00 |  | DA   | DPCU   |

|   |  |               |   |   |   |   |   |          |  |          |  |             |                        |
|---|--|---------------|---|---|---|---|---|----------|--|----------|--|-------------|------------------------|
|   | Organize training programme for artisans and businesses  | District wide | Capacity of artisans and businesses enhanced        |   |   | √ |   | 5,000.00 |  |          |  | BAC         | DA                     |
| <b>Programme : Environmental Management</b> |  |               |   |   |   |   |   |          |  |          |  |             |                        |
| <b>Disaster prevention and management</b>   | Sensitize 400no. farmer households on effects of bush fires, farming along riverbanks but rather create windbreaks | District wide | No. of farmer households sensitized                 | √ |   |   | √ | 4,000.00 |  |          |  | NADMO       | MOFA/Fire Service      |
|   | Organize 1no. workshop on enforcement of environmental regulation  | Anfoega       | Enforce environmental laws                          |   |   | √ |   | 3,000.00 |  |          |  | DEHO        | DA                     |
|   | Embark on afforestation and the protection of terrestrial and aquatic wildlife (Tree Planting)                     | District wide | Reduce extinction and protection of the environment |   | √ | √ | √ | 3,000.00 |  |          |  | NADMO       | DA                     |
|   | Organise quarterly radio sensitization programme on climate change   |               | No. of programmes organized                         | √ | √ | √ | √ |          |  |          |  |             |                        |
|   | Education on Green Ghana at all town hall and other meetings with opinion leaders and civil society.               | District wide | Improved on green Ghana initiative                  | √ | √ | √ | √ | 2,000.00 |  |          |  | DPCU/NA DMO | CSO's/FBO's/DA         |
|   | Organise 1no. training for Disaster Control Officers on investigation, news gathering                              | Anfoega       | No. of staff and DVG's                              |   |   | √ |   |          |  | 2,000.00 |  | NADMO       | Fire Service/Police/DA |

|  |   |               |                                  |   |   |   |   |  |  |          |  |       |    |
|--|---|---------------|----------------------------------|---|---|---|---|--|--|----------|--|-------|----|
|  | and reporting   |               | trained                          |   |   |   |   |  |  |          |  |       |    |
|  | Formation and inauguration of District Disaster Management Committee (DDMC) | District wide | DDMC/BMTC formed and inaugurated |   | √ | √ |   |  |  | 1,000.00 |  | NADMO | DA |
|  | Organise quarterly Disaster Management stakeholders meeting                 | Anfoega       | No. of meetings organized        | √ | √ | √ | √ |  |  | 2,000.00 |  | NADMO | DA |

**Table 8.3: Showing 2020 Annual Action Plan**

| <b>GOVERNANCE, CORRUPTION AND PUBLIC ACCOUNTABILITY</b> |   |                 |                                      |                             |                       |                       |                       |                                |            |            |                      |                              |                |
|---|---|-----------------|--------------------------------------|-----------------------------|-----------------------|-----------------------|-----------------------|--------------------------------|------------|------------|----------------------|------------------------------|----------------|
| <b>Programme: Management and Administration</b>         |   |                 |                                      |                             |                       |                       |                       |                                |            |            |                      |                              |                |
| <b>Sub-Programmes</b>                                   | <b>Activities (Operations)</b>  | <b>Location</b> | <b>Output Indicators</b>             | <b>Quarterly Time Frame</b> |                       |                       |                       | <b>Indicative Budget (GH¢)</b> |            |            |                      | <b>Implementing Agencies</b> |                |
|   |   |                 |                                      | <b>1<sup>st</sup></b>       | <b>2<sup>nd</sup></b> | <b>3<sup>rd</sup></b> | <b>4<sup>th</sup></b> | <b>GOG</b>                     | <b>DDF</b> | <b>IGF</b> | <b>DONOR/ OTHERS</b> | <b>Lead</b>                  | <b>Collab.</b> |
| <b>General administration</b>                           | Training of 17no. Heads of Department and Unit Heads on Report and minutes writing techniques | Anfoega         | Improved performance in project mgt. | √                           | √                     | √                     | √                     |                                | 7,000.00   |            |                      | DA                           | ALL UNITS      |
|   | Training of 25no. staff on Microsoft Office, Power  | Anfoega         | Improved performance                 |                             | √                     | √                     | √                     |                                | 6,000.00   |            |                      | DPCU                         | ALL UNITS      |

|  |  |                |  |   |   |   |   |           |  |          |  |              |                   |
|--|--|----------------|--|---|---|---|---|-----------|--|----------|--|--------------|-------------------|
|  | Point and ICT  |                | of staff                                   |   |   |   |   |           |  |          |  |              |                   |
|  | Involved civil society in fee fixing resolution at the Area Councils                     | Sub-structures | Civil society involved in fee fixing       | √ |   |   |   | 2,000.00  |  | 2,000.00 |  | DA           | BUDGET UNIT/CSO's |
|  | Maintenance of 1no. grader   | Anfoega        | Enhanced operation of vehicles             | √ | √ | √ | √ | 5,000.00  |  |          |  | DA           | DWD               |
|  | Train Assembly members on their functions  | District wide  | No. of Assembly members trained            |   | √ | √ |   | 6,000.00  |  |          |  | DA           | DPCU              |
|  | Servicing of office equipment ( computers & printers , air conditioners ) and stationery | Anfoega        | No. of air-conditioners serviced           | √ | √ | √ | √ | 5,000.00  |  |          |  | DA           | DWD               |
|  | Procurement of facilities and equipment's for donation                                   | Anfoega        | No. of facilities and equipment's procured | √ | √ | √ | √ | 40,000.00 |  |          |  | MP           | DA                |
|  | Rent 1no. 4-bedroom accommodation for DCD  | Vakpo          | Accommodation rented                       | √ | √ | √ | √ | 7,000.00  |  |          |  | Cent. Admin. | DWD               |
|  | Review and Gazette 2020 Fee-fixing Resolution and Assembly's Bye- Law                    | Anfoega        | Fee-fixing and Bye law gazette             | √ | √ | √ | √ | 2,000.00  |  | 2,000.00 |  | Cent. Admin  | COURT             |
|  | Convene at least 3No. General Assembly meetings  | Anfoega        | General Assembly meeting organized         |   | √ | √ | √ |           |  | 6,000.00 |  | Cent. Admin. | DPCU              |

|                               |  |               |   |   |   |   |   |           |  |          |  |      |                         |
|-------------------------------|--|---------------|---|---|---|---|---|-----------|--|----------|--|------|-------------------------|
|                               | Support to District Security Agencies  | Anfoega       | Security agencies supported                               | √ | √ | √ | √ | 5,000.00  |  |          |  | DA   | Security Agencies       |
|                               | Support to Community Development Projects and Programmes   | District wide | Community Dev. Programmes and projects supported          | √ | √ | √ | √ | 75,000.00 |  |          |  | MP   | Beneficiary Communities |
|                               | Organize national day celebrations Independence, Republic ,Farmers   | District wide | No. of national days celebrated                           | √ | √ | √ | √ | 12,500.00 |  |          |  | DA   | AREA COUNCILS           |
|                               | Support 6no. Area Councils and monitor their activities.   | District wide | Enhance their operations                                  | √ | √ | √ | √ | 3,000.00  |  | 2,000.00 |  | DA   | AREA COUNCILS           |
|                               | Support self-help community initiated projects and programmes  |               |   | √ | √ | √ | √ | 70,000.00 |  |          |  | DA   | Beneficiary Communities |
| <b>Planning and Budgeting</b> | Preparation and submission of 2021 Annual Action Plan ,DDF, Procurement, Popular Participation, National Anti-Corruption Action Plan (NACAP)and Budget plans | Anfoega       | 2021 plans prepared and submitted                         | √ | √ | √ | √ | 19,000.00 |  |          |  | DPCU | OTHER UNITS             |
|                               | Prepare and submit of quarterly / monthly progress reports   | Anfoega       | Quarterly /monthly progress report prepared and submitted | √ | √ | √ | √ |           |  | 8,000.00 |  | DPCU | OTHER UNITS             |

|   |   |               |  |   |   |   |   |           |  |          |  |                  |                                |
|---|---|---------------|--|---|---|---|---|-----------|--|----------|--|------------------|--------------------------------|
|   | Organize quarterly Statutory Planning Committee, DPCU, Entity Tender committee Budget C'tee. Management meetings. | Anfoega       | Statutory committee meetings organized                   | √ | √ | √ | √ | 15,000.00 |  |          |  | DPCU             | OTHER UNITS                    |
|   | Embark on quarterly monitoring and evaluation of development programs and projects                                | District wide | Programmes and projects monitored                        | √ | √ | √ | √ | 25,000.00 |  |          |  | DPCU             | Dev't Plg. and Wks. Sub-c'tees |
| <b>Finance and Revenue Mobilization</b> | Create and update a reliable computer-based revenue database system   | Anfoega       | Availability of a computer based revenue database system | √ | √ | √ | √ | 3,000.00  |  |          |  | BUDGET UNIT      | Finance                        |
|   | Organize 2no. training workshops for 30 revenue collectors on effective revenue mobilization techniques           | Anfoega       | No. of revenue staff trained                             | √ | √ | √ | √ | 3,000.00  |  | 2,000.00 |  | DPCU             | Budget/Finance                 |
|   | Embark on monthly monitoring and supervision of revenue collection  | District wide | No. of monitoring exercises under taken                  | √ | √ | √ | √ |           |  | 3,000.00 |  | DA               | Finance                        |
|   | Create awareness on the need to pay tax, rates to the general public  | District wide | Awareness created on the need to pay tax                 | √ | √ | √ | √ |           |  | 1,000.00 |  | DPCU/Budget Unit | Finance                        |

**SOCIAL DEVELOPMENT**

**Programme: Social Services Delivery**

|  |  |  |   |   |   |   |   |            |           |  |  |     |     |
|--|--|--|---|---|---|---|---|------------|-----------|--|--|-----|-----|
| <b>Educational and Youth Development</b> | Construct 2no. 3-unit classroom blocks with ancillary facilities       | Aveme Daynigba, Vakpo Afeyi                          | Improved access to quality education        | √ | √ | √ | √ | 673,176.05 |           |  |  | DA  | GES |
|  | Construct 8no. 6-unit classroom blocks with ancillary facilities       | Awate Agame, Tsrukpe Dukuma, Brada Tornu, Wusuta Kpe | Improved access to quality education        | √ | √ | √ | √ | 500,000.00 |           |  |  | DA  | GES |
|  | Construct 2no. 2-bedroom semi-detached teachers' bungalow              | Anfoesec, Vasec                                      | No. of bungalows constructed                | √ | √ | √ | √ | 50,726.15  | 28,000.00 |  |  | DA  | GES |
|  | Organise 4no. quiz and spelling bee competition among 16 basic schools | District wide  | No. of competitions organized               | √ | √ | √ | √ | 2,000.00   |           |  |  | GES | DA  |
|  | Embark on quarterly monitoring of teaching and learning                | District wide  | Percentage increase in academic performance | √ | √ | √ | √ | 4,800.00   |           |  |  | DA  | GES |
|  | Organise my First Day at school for KG & Prim. 1                       | District wide  | Percentage increase enrolment rate          | √ | √ | √ | √ | 1,000.00   |           |  |  | DA  | GES |
|  | Support 200no. Brilliant but Needy Students                            | District wide  | No. of students supported                   | √ | √ | √ | √ | 70,000.00  |           |  |  | DA  | MP  |

|  |   |                          |                                      |   |   |   |   |            |  |  |        |  |            |     |
|--|---|--------------------------|--------------------------------------|---|---|---|---|------------|--|--|--------|--|------------|-----|
|  | Organise 8 weeks STMIE clinic for 60 pupils                               | District wide            | Improved academic performance        | √ | √ | √ | √ | 4,000.00   |  |  |        |  | DA         | GES |
|  | Organise 4no. holiday classes for 26no. JHS 1 & 2 pupils                  | District wide            | Improved performance in BECE         | √ | √ | √ | √ | 20,000.00  |  |  |        |  | DA         | MP  |
|  | Completion of 1no. 3-unit Classroom block with ancillary facilities       | Aveme Dzeme              | Improved access to quality education | √ | √ | √ | √ | 300,000.00 |  |  |        |  | DA         | GES |
|  | Construct 2-storey Dormitory  | Vakpo Sec. Tech          | Improved access to quality education | √ | √ | √ | √ |            |  |  | 350.00 |  | Wks. Dep't | GES |
|  | Construct 1no. Administration Block and library                           | Anfoesec                 | Improved access to quality education | √ | √ | √ | √ | 280,000.00 |  |  |        |  | Wks. Dep't | GES |
|  | Construct 1no. 2-storey 12-unit classroom block with ancillary facilities | Vasec                    | Improved access to quality education | √ | √ | √ | √ | N/A        |  |  |        |  | DA         | GES |
|  | Construction of 1no. boys dormitory block                                 | Vasec                    | Decent accommodation for students    | √ | √ | √ | √ | N/A        |  |  |        |  | DA         | GES |
|  | Construct 1no. 3-unit classroom block and 1no. 2-unit Kg block            | Botoku Tove, Vakpo Afeyi | Improved access to quality education | √ | √ | √ | √ | 600,000.00 |  |  |        |  | Wks. Dep't | GES |

|                        |  |                                      |                                   |   |   |   |   |            |            |          |  |             |     |
|------------------------|--|--------------------------------------|-----------------------------------|---|---|---|---|------------|------------|----------|--|-------------|-----|
|                        | Organise 4no. INSET for 75no. English and Ghanaian language Teachers in 36 primary schools | District wide                        | No. of trainings organised        | √ | √ | √ | √ | 16,000.00  |            |          |  | DA          | GES |
|                        | Organise 16no. training workshop for 50 basic school teachers in ICT                       | District wide                        | No. of teachers trained           | √ | √ | √ | √ | 21,000.00  |            |          |  | DA          | GES |
|                        | Institute Annual Best School and Pupils award systems                                      | District wide                        | No. of teachers trained           | √ | √ | √ | √ | 7,500.00   |            |          |  | DA          | GES |
| <b>Health Delivery</b> | Construct 3no. CHPS Compounds  | Wadamaxe, Wusuta Kpebe, Tsrukpe Tota | No. of CHPS Compounds constructed | √ | √ | √ | √ | 554,804.80 | 200,000.00 |          |  | Works Dep't | GHS |
|                        | Support NID/Malaria Control Programmes   | District wide                        | No. of campaigns organised        | √ | √ |   |   | 32,000.00  |            |          |  | GHS         | DA  |
|                        | Embark on bi-quarterly malnutrition campaign   | District wide                        | Improved delivery of healthcare   | √ | √ | √ | √ | 100,000.00 |            |          |  | GHS         | DA  |
|                        | Embark on quarterly monitoring of health facilities  | District wide                        | Improved access to healthcare     | √ | √ | √ | √ |            |            | 8,000.00 |  | GHS         | DA  |
|                        | Rehabilitation of 1no. Health Center   | Awate                                | Nurses' quarters rehabilitated    | √ | √ | √ | √ | 199,072.44 |            |          |  | DA          | GHS |

|   |   |                       |   |   |   |   |   |            |  |  |          |             |          |
|---|---|-----------------------|---|---|---|---|---|------------|--|--|----------|-------------|----------|
|   | Rehabilitation of Ino. Nurses' Quarters                                     | Awate                 | Nurses' quarters rehabilitated  | √ | √ | √ | √ | 199,448.55 |  |  |          | DA          | GHS      |
|   | Construction of Ino. Fence Wall and pavilion                                | Awate                 | Fence wall constructed  | √ | √ | √ | √ | 199,419.57 |  |  |          | DA          | GHS      |
|   | External works on Awate Health Center                                       | Awate                 | Improved access to healthcare   | √ | √ | √ | √ | 198,421.65 |  |  |          | DA          | GHS      |
|   | Construct Ino. maternity block  | Awate                 | % reduction in maternal deaths  | √ | √ | √ | √ | 260,000.00 |  |  |          | DA          | GHS      |
|   | Conduct quarterly DAC/DRMT meetings annually                                | Anfoega               | No. of DAC/DRMT meetings conducted  | √ | √ | √ | √ |            |  |  | 2,640.00 | DRMT/DAC    | GHS      |
|   | Organization of World AIDS Day celebration annually                         | Anfoega               | World AIDS day organized  |   |   |   | √ |            |  |  | 7,000.00 | DRMT/DAC    | GHS      |
| <b>Social Welfare &amp; Community Development</b> | Organize Ino. workshop to create awareness on child protection              | District wide         | Ino. workshop to Work shop on create child protection awareness organized |   | √ |   |   | 2,500.00   |  |  |          | SW&CD       | DA       |
|   | Organise Ino. sensitization workshop for men and women on domestic violence | All six area councils | Ino workshop on domestic violence organized                               |   | √ |   |   | 4,000.00   |  |  |          | GENDER DESK | SW&CD/DA |

|   |               |                                      |   |   |   |   |           |  |  |           |  |             |                        |
|---|---------------|--------------------------------------|---|---|---|---|-----------|--|--|-----------|--|-------------|------------------------|
| Organize 4no. school outreaches on Sexual and Gender Based Violence for JHS students                        | District wide | No. of schools visited               | √ | √ | √ | √ | 4,000.00  |  |  |           |  | GENDER DESK | SW&CD/DA               |
| Pay remedial class and registration fee for girls school dropouts   | District wide | Promotion of girl-child education    | √ | √ | √ | √ | 5,000.00  |  |  |           |  | DA          | SW&CD/GEN<br>DER DESK  |
| Assist women to access credit for farming and trading activities  | District wide | Improve economic status of women     | √ | √ | √ | √ |           |  |  | 40,000.00 |  | DA          | MASLOC                 |
| Organize 2no. workshop for 54 women on petty trading and enterprise management to enhance economic activity | District wide | Enhance economic status of women     | √ | √ | √ | √ | 5,000.00  |  |  |           |  | BAC/DA      | SUB-<br>STRUCTURE<br>S |
| Ensure effective handling of 60 social issues (maintenance, custody, access and paternity)                  | District wide | No. of activities undertaken         | √ | √ | √ | √ | 1,000.00  |  |  |           |  | SW&CD       | DA                     |
| Organise 2no. community workshops for teenage mothers on child care   | District wide | No. of workshops organized           | √ |   | √ |   | 1,000.00  |  |  |           |  | SW&CD       | DA                     |
| Embark on quarterly monitoring of NGO activities  | District wide | No. NGO's monitored                  | √ | √ | √ | √ |           |  |  | 1,000.00  |  | SW&CD       | DA                     |
| Provide financial assistance to 200no. PWD's in the District  | District wide | Improved livelihood of beneficiaries | √ | √ | √ | √ | 35,000.00 |  |  |           |  | SW&CD       | DA                     |

|  |   |               |   |   |   |   |   |            |  |  |  |                      |     |
|--|---|---------------|---|---|---|---|---|------------|--|--|--|----------------------|-----|
|  | Organized 1no. workshop on the use of PWDS fund   | District wide | Improved accountability                       |   |   | √ |   | 5,2000.00  |  |  |  | SW&CD                | DA  |
|  | Support the GFD conference  | Anfoega       | Proper use of PWD's Fund                      | √ | √ | √ | √ | 6,000.00   |  |  |  | SW&CD                | DA  |
|  | Embark on quarterly monitoring of funds disbursed to PWD's  | District wide | Improved use of PWD's fund                    | √ | √ | √ | √ | 5,200.00   |  |  |  | SW&CD                | DA  |
|  | Payment to Ghana School Feeding Caterers  | District wide | Payment made to School Feeding Caterers       |   | √ | √ | √ | 994,420.40 |  |  |  | DA                   | GES |
|  | Monitoring of the programme   | District wide | Monitoring conducted                          | √ | √ | √ | √ | 27,420.40  |  |  |  | DA                   | GES |
|  | District Implementation Committee meeting (DICS)  | Anfoega       | No. of DICS meetings organized                | √ | √ | √ | √ | 12,000.00  |  |  |  | DA                   | GES |
|  | Preparation and submission of reports   | Anfoega       | Reports prepared and submitted                | √ | √ | √ | √ | 12,000.00  |  |  |  | DA                   | GES |
|  | Payment of monthly allowance to Nation builders Corps (NABCO) workers (70) under the following modules;<br><br>Heal Ghana<br>Educate Ghana<br>Feed Ghana<br>Revenue Ghana | District wide | Monthly allowance paid to NABCO beneficiaries |   |   | √ | √ | 436,800.00 |  |  |  | NABCO<br>SECRETARIAT |     |

|   |  |                |   |   |   |   |   |            |  |          |  |  |                   |           |
|---|--|----------------|---|---|---|---|---|------------|--|----------|--|--|-------------------|-----------|
|   | Digitized<br>Civic<br>Enterprise Ghana   | Ghana<br>Ghana |   |   |   |   |   |            |  |          |  |  |                   |           |
|   | Training and workshops   | Anfoega        | No. of training and workshops organized |   |   | √ | √ | 10,000.00  |  |          |  |  | NABCO SECRETARIAT |           |
|   | Monitoring of the programme  | Anfoega        | Monitoring conducted                    |   |   | √ | √ | 18,000.00  |  |          |  |  | NABCO SECRETARIAT |           |
|   | Preparation and submission of reports  | Anfoega        | Reports prepared and submitted          |   |   | √ | √ | 5,000.00   |  |          |  |  | NABCO SECRETARIAT |           |
|   | Refurbishment of NABCO office  | Anfoega        | NABCO secretariat refurbished           |   |   | √ |   | 20,000.00  |  |          |  |  | NABCO SECRETARIAT |           |
|   | Repair of office equipment (air-conditions, photocopiers, computers)   | Anfoega        | Office equipment serviced and repaired  |   |   |   | √ | 7,410.20   |  |          |  |  | NABCO SECRETARIAT |           |
| <b>Water &amp; Environmental Sanitation</b> | A package for sanitation improvement/education on the effect of open defecation/management of waste disposal site by Land Fill | District wide  |   | √ | √ | √ | √ | 100,000.00 |  |          |  |  | EHSU              | ZOOM LION |
|   | Intensify public education on food and personal hygiene  | District wide  | No. of sensitization programmes         | √ | √ | √ | √ |            |  | 1,000.00 |  |  | EHSU              | NCCE      |

|  |  |               |   |   |   |   |   |           |  |  |           |      |      |
|--|--|---------------|---|---|---|---|---|-----------|--|--|-----------|------|------|
|  |  |               | organized   |   |   |   |   |           |  |  |           |      |      |
|  | Consultancy Services on Projects               | District wide | Effective implementation of projects                      | √ | √ | √ | √ |           |  |  | 30,000.00 | DA   | EHSU |
|  | Monitor Community Led Total Sanitation (CLTS)  | District wide | No. of CLTS activities monitored                          | √ | √ | √ | √ |           |  |  | 1,000.00  | DICS | EHSU |
|  | Fumigation                                     | District wide | Improved sanitation                                       | √ | √ | √ | √ |           |  |  |           |      |      |
|  | Legislation to regulate sanitation activities  | District wide | Availability of Environmental Health & sanitation Bye-Law |   | √ |   | √ |           |  |  | 94,690.00 | DA   | EHSU |
|  | Rehabilitation/Construction of 10no. Boreholes | District wide | Improved access to portable water                         | √ | √ | √ | √ | 20,000.00 |  |  |           | DA   | DWD  |
|  | Mechanization of 5no. boreholes                | District wide | Improve access to portable water                          | √ | √ | √ | √ | 12,500.00 |  |  |           | DA   | DWD  |

**ENVIRONMENT, INFRASTRUCTURE AND HUMAN SETTLEMNTS**

**Programme: Infrastructure Development and Management**

|                                  |   |               |  |   |   |   |   |            |            |  |  |  |    |       |
|----------------------------------|---|---------------|--|---|---|---|---|------------|------------|--|--|--|----|-------|
| <b>District Works department</b> | Construct 1no. 3-bedroom Self-contained Bungalow with Fence Wall and visitors' toilet for District Magistrate's | Vakpo         | Improved access to accommodation               | √ | √ | √ | √ |            | 372,000.00 |  |  |  | DA | COURT |
|                                  | Construct 1no. District Police Headquarters   | Anfoega       | Improved security                              | √ | √ | √ | √ | 344,892.83 |            |  |  |  | DA | GPS   |
|                                  | Reshaping and spot improvement of 20km feeder roads   | District wide | Improve movement of goods and services         | √ | √ | √ | √ | 100,000.00 |            |  |  |  | DA | DWD   |
|                                  | Construction of 2no. 2bedroom semi-detached staff bungalow  | Anfoega       | Decent accommodation for staff                 | √ | √ | √ | √ | 250,000.00 |            |  |  |  | DA | DWD   |
|                                  | Rehabilitate 10no. broken boreholes   | District wide | Increase access to provision of portable water | √ | √ | √ | √ | 10,000.00  |            |  |  |  | DA | DWD   |
|                                  | Supply and installation of street lights  | District wide | Improved security and lightening systems       | √ | √ | √ | √ | 100,000.00 |            |  |  |  | DA | DPCU  |
|                                  | Maintenance of street lights  | District wide | Improved security and lightening systems       | √ | √ | √ | √ | 100,000.00 |            |  |  |  | DA | DPCU  |

|   |  |               |  |   |   |   |   |            |  |  |          |      |          |
|---|--|---------------|--|---|---|---|---|------------|--|--|----------|------|----------|
|   | Rehabilitation of markets in the district  | District wide | Enhance market status to increase revenue generation                     | √ | √ | √ | √ | 100,000.00 |  |  |          | DA   | DWD      |
|   | Establishment of satellite market  | Wusuta-Kpebe  | Satellite market established   | √ | √ | √ | √ | 100,000.00 |  |  |          | DA   | DWD/DPCU |
| <b>Spatial Planning</b>                 | Scale up the Street naming and property addressing system                                | District wide | Street naming and property addressing system completed                   | √ | √ | √ | √ | 20,000.00  |  |  |          | DWD  | DPCU     |
|   | Intensify public education on land use planning and building regulations                 | District wide | Public education organized on land use planning and building regulations | √ | √ | √ | √ | 1,000.00   |  |  |          | DWD  | DPCU     |
|   | Conduct regular site visits  | District wide | Regular site visits conducted  | √ | √ | √ | √ | 1,000.00   |  |  |          | DWD  | DPCU     |
| <b>Programmes: Economic Development</b> |  |               |  |   |   |   |   |            |  |  |          |      |          |
| <b>Agriculture</b>                      | Establish 60no. Demonstration plots to disseminate appropriate technological packages to | District wide | Improved Agricultural practices  | √ | √ | √ | √ |            |  |  | 7,200.00 | MOFA | DA/MAG   |

|  |   |               |  |   |   |   |   |                  |          |  |  |            |           |
|--|---|---------------|--|---|---|---|---|------------------|----------|--|--|------------|-----------|
|  | farmers by 2020   |               |  |   |   |   |   |                  |          |  |  |            |           |
|  | Organise 384 farm/home visits on extension services   | District wide | Improved Agricultural practices        | √ | √ | √ | √ | 2,000.00         |          |  |  | MOFA       | DA/MAG    |
|  | Organise 4no. mass education on FM on 'Planting for Food and Jobs'                                  | District wide | No. of mass education facilitate on FM | √ | √ | √ | √ | 2,000.00         |          |  |  | MOFA       | DA        |
|  | Create and update computerized database on general agric. activities                                | Vakpo         | Improved access to data on agric.      | √ | √ | √ | √ | 3,000.00         |          |  |  | MOFA       | DA        |
|  | Educate and vaccinate 2000no. livestock against PPR, rabies, Newcastle and other diseases           | District wide | No. of livestock vaccinated            | √ | √ | √ | √ |                  |          |  |  | MOFA       | DA        |
|  | Facilitate the establishment of Juicing Factory under "One District One Factory" Programme          | Vakpo         | Juicing factory established            | √ | √ | √ | √ | 1,000,00<br>0.00 |          |  |  | Trade Min. | NBSSI/BAC |
|  | Organise 2no. stakeholders meeting (School feeding caterers & FBO's) on marketing of agric. produce | Anfoega       | Stake holders meeting organized        |   | √ |   | √ |                  | 1,000.00 |  |  | MOFA       | NBSSI/BAC |
|  | Train 500 fishermen on existing cultural fisheries technological packages annually                  | District wide | No. of fishermen trained               | √ | √ | √ | √ | 2,000.00         |          |  |  | BAC        | DA/MOFA   |
|  | Organise 1no. Farmers' Day  | District      | No. of Farmers                         |   |   |   | √ | 10,000.0         |          |  |  | DA         | MOFA      |

|                           |  |               |   |   |   |   |   |           |  |          |  |      |              |
|---------------------------|--|---------------|---|---|---|---|---|-----------|--|----------|--|------|--------------|
|                           | Celebration  | wide          | Day Celebrated  |   |   |   |   | 0         |  |          |  |      |              |
|                           | Establish 1 acre pineapple suckers multiplication site   | District wide | Pineapple multiplication site established             | √ | √ | √ | √ | 2,500.00  |  |          |  | MOFA | DA/NBSSI/BAC |
|                           | Design and implement special programmes to build the capacity of the youth in agriculture operations                     | District wide | Encourage the youth to go into agriculture            | √ | √ | √ | √ | 5,000.00  |  |          |  | MOFA | DA           |
|                           | Support youth to go into agriculture enterprise along the value chain  | District wide | Youths encouraged into agriculture                    | √ | √ | √ | √ | 25,000.00 |  |          |  | MOFA | DA/BAC       |
|                           | Conduct public education on green economy practices  | District wide | Public education conducted on green economy practices | √ | √ | √ | √ | 3,000.00  |  | 2,000.00 |  | MOFA | AEA's        |
|                           | Build the capacity of farmers on climate change resilient  | District wide | Capacity of farmers built on climate change           |   |   |   | √ | 2,000.00  |  | 2,000.00 |  | MOFA | AEA's        |
| <b>Trade and Industry</b> | Promote and enforce local tourism and develop available and potential sites to meet internationally acceptable standards | District wide | Patronage increased                                   | √ |   | √ |   | 5,000.00  |  |          |  | DA   | DPCU         |

|  |   |               |  |  |   |   |  |          |  |          |  |     |      |
|--|---|---------------|--|--|---|---|--|----------|--|----------|--|-----|------|
|  | Mainstream tourism development in district development plans    | District wide | Tourism development mainstreamed into district plans             |  | √ |   |  | 5,000.00 |  |          |  | DA  | DPCU |
|  | Create awareness of the importance of tourism and creative arts | District wide | Awareness created on the importance of tourism and creative arts |  |   |   |  |          |  | 2,000.00 |  | DA  | DPCU |
|  | Organize training programme for artisans and businesses         | District wide | Capacity of artisans and businesses enhanced                     |  |   | √ |  | 5,000.00 |  |          |  | BAC | DA   |

**Programme : Environmental Management**

|   |  |               |   |   |   |   |   |          |  |  |  |       |                   |
|---|--|---------------|---|---|---|---|---|----------|--|--|--|-------|-------------------|
| <b>Disaster prevention and management</b> | Sensitize 400no. farmer households on effects of bush fires, farming along riverbanks but rather create windbreaks | District wide | No. of farmer households sensitized                 | √ |   |   | √ | 4,000.00 |  |  |  | NADMO | MOFA/Fire Service |
|   | Organize 1no. workshop on enforcement of environmental regulation  | Anfoega       | Enforce environmental laws                          |   |   | √ |   | 3,000.00 |  |  |  | DEHO  | DA                |
|   | Embark on afforestation and the protection of terrestrial and aquatic wildlife (Tree Planting)                     | District wide | Reduce extinction and protection of the environment |   | √ | √ | √ | 3,000.00 |  |  |  | NADMO | DA                |

|  |  |               |                                    |   |   |   |   |          |  |          |  |             |                        |
|--|--|---------------|------------------------------------|---|---|---|---|----------|--|----------|--|-------------|------------------------|
|  | Organise quarterly radio sensitization programme on climate change                                   |               | No. of programmes organized        | √ | √ | √ | √ |          |  |          |  |             |                        |
|  | Education on Green Ghana at all town hall and other meetings with opinion leaders and civil society. | District wide | Improved on green Ghana initiative | √ | √ | √ | √ | 2,000.00 |  |          |  | DPCU/NA DMO | CSO's/FBO's/DA         |
|  | Organise 1no. training for Disaster Control Officers on investigation, news gathering and reporting  | Anfoega       | No. of staff and DVG's trained     |   |   | √ |   |          |  | 2,000.00 |  | NADMO       | Fire Service/Police/DA |
|  | Formation and inauguration of District Disaster Management Committee (DDMC)                          | District wide | DDMC/BMTC formed and inaugurated   |   | √ | √ |   |          |  | 1,000.00 |  | NADMO       | DA                     |
|  | Organise quarterly Disaster Management stakeholders meeting  | Anfoega       | No. of meetings organized          | √ | √ | √ | √ |          |  | 2,000.00 |  | NADMO       | DA                     |

**Table 8.4: Showing 2021 Annual Action Plan**

| GOVERNANCE, CORRUPTION AND PUBLIC ACCOUNTABILITY |                         |          |                   |                      |                         |                       |
|--|-------------------------|----------|-------------------|----------------------|-------------------------|-----------------------|
| Programme: Management and Administration         |                         |          |                   |                      |                         |                       |
| Sub-Program                                      | Activities (Operations) | Location | Output Indicators | Quarterly Time Frame | Indicative Budget (GH¢) | Implementing Agencies |

| mes                                    |   |                |                                      | 1 <sup>st</sup> | 2 <sup>nd</sup> | 3 <sup>rd</sup> | 4 <sup>th</sup> | GOG      | DDF      | IGF      | DONOR/<br>OTHERS | Lead | C<br>o<br>l<br>l<br>a<br>b<br>.      |
|--|---|----------------|--------------------------------------|-----------------|-----------------|-----------------|-----------------|----------|----------|----------|------------------|------|--------------------------------------|
| <b>General<br/>administr<br/>ation</b> | Training of 17no. Heads of Department and Unit Heads on Report and minutes writing techniques | Anfoega        | Improved performance in project mgt. | √               | √               | √               | √               |          | 7,000.00 |          |                  | DA   | A<br>L<br>L<br>U<br>N<br>I<br>T<br>S |
|  | Training of 25no. staff on Microsoft Office, Power Point and ICT                              | Anfoega        | Improved performance of staff        |                 | √               | √               | √               |          | 6,000.00 |          |                  | DPCU | A<br>L<br>L<br>U<br>N<br>I<br>T<br>S |
|  | Involved civil society in fee fixing resolution at the Area Councils                          | Sub-structures | Civil society involved in fee fixing | √               |                 |                 |                 | 2,000.00 |          | 2,000.00 |                  | DA   | B<br>U<br>D<br>G<br>E                |



|  |   |         |                                    |   |   |   |   |          |  |          |  |              |  |
|--|---|---------|------------------------------------|---|---|---|---|----------|--|----------|--|--------------|--|
|  |   |         |                                    |   |   |   |   |          |  |          |  |              |  |
|  | Review and Gazette 2021 Fee-fixing Resolution and Assembly's Bye- Law | Anfoega | Fee-fixing and Bye law gazette     | √ | √ | √ | √ | 2,000.00 |  | 2,000.00 |  | Cent. Admin  | C<br>O<br>U<br>R<br>T  |
|  | Convene at least 3No. General Assembly meetings                       | Anfoega | General Assembly meeting organized |   | √ | √ | √ |          |  | 6,000.00 |  | Cent. Admin. | D<br>P<br>C<br>U   |
|  | Support to District Security Agencies                                 | Anfoega | Security agencies supported        | √ | √ | √ | √ | 5,000.00 |  |          |  | DA           | S<br>e<br>c<br>u<br>r<br>i<br>t<br>y<br><br>A<br>g<br>e<br>n<br>c<br>i<br>e<br>s |

|  |  |               |  |   |   |   |   |           |  |  |  |  |    |  |
|--|--|---------------|--|---|---|---|---|-----------|--|--|--|--|----|--|
|  | Support to Community Development Projects and Programmes           | District wide | Community Dev. Programmes and projects supported | √ | √ | √ | √ | 75,000.00 |  |  |  |  | MP | B<br>e<br>n<br>e<br>f<br>i<br>c<br>i<br>a<br>r<br>y<br>C<br>o<br>m<br>m<br>u<br>n<br>i<br>t<br>i<br>e<br>s |
|  | Organize national day celebrations Independence, Republic ,Farmers | District wide | No. of national days celebrated                  | √ | √ | √ | √ | 12,500.00 |  |  |  |  | DA | A<br>R<br>E<br>A<br>C<br>O<br>U<br>N<br>C  |

|  |   |               |                          |   |   |   |   |           |  |          |  |    |  |
|--|---|---------------|--------------------------|---|---|---|---|-----------|--|----------|--|----|--|
|  |   |               |                          |   |   |   |   |           |  |          |  |    | I<br>L<br>S  |
|  | Support 6no. Area Councils and monitor their activities.      | District wide | Enhance their operations | √ | √ | √ | √ | 3,000.00  |  | 2,000.00 |  | DA | A<br>R<br>E<br>A<br><br>C<br>O<br>U<br>N<br>C<br>I<br>L<br>S           |
|  | Support self-help community initiated projects and programmes |               |                          | √ | √ | √ | √ | 70,000.00 |  |          |  | DA | B<br>e<br>n<br>e<br>f<br>i<br>c<br>i<br>a<br>r<br>y<br><br>C<br>o<br>m |

|                               |  |         |   |   |   |   |   |           |  |          |  |  |      |  |
|-------------------------------|--|---------|---|---|---|---|---|-----------|--|----------|--|--|------|--|
|                               |  |         |   |   |   |   |   |           |  |          |  |  |      | n<br>u<br>n<br>i<br>t<br>i<br>e<br>s           |
| <b>Planning and Budgeting</b> | Preparation and submission of 2021 Annual Action Plan ,DDF, Procurement, Popular Participation, National Anti-Corruption Action Plan (NACAP)and Budget plans | Anfoega | 2021 plans prepared and submitted                         | √ | √ | √ | √ | 19,000.00 |  |          |  |  | DPCU | C<br>T<br>H<br>E<br>R<br>U<br>N<br>I<br>T<br>S |
|                               | Prepare and submit of quarterly / monthly progress reports   | Anfoega | Quarterly /monthly progress report prepared and submitted | √ | √ | √ | √ |           |  | 8,000.00 |  |  | DPCU | C<br>T<br>H<br>E<br>R<br>U<br>N<br>I<br>T<br>S |

|  |  |               |  |   |   |   |   |           |  |  |  |  |      |                                |
|--|--|---------------|--|---|---|---|---|-----------|--|--|--|--|------|--------------------------------|
|  |  |               |  |   |   |   |   |           |  |  |  |  |      |                                |
|  | Organize quarterly Statutory Planning Committee, DPCU, Entity Tender committee Budget C'ttee. Management meetings. | Anfoega       | Statutory committee meetings organized | √ | √ | √ | √ | 15,000.00 |  |  |  |  | DPCU | OTHER UNITS                    |
|  | Embark on quarterly monitoring and evaluation of development programs and projects                                 | District wide | Programmes and projects monitored      | √ | √ | √ | √ | 25,000.00 |  |  |  |  | DPCU | Development Planning and Works |

|   |   |         |  |   |   |   |   |          |  |          |  |  |             |   |
|---|---|---------|--|---|---|---|---|----------|--|----------|--|--|-------------|---|
|   |   |         |  |   |   |   |   |          |  |          |  |  |             | S<br>u<br>b<br>-<br>c<br>,<br>t<br>t<br>e<br>e<br>s           |
| <b>Finance and Revenue Mobilization</b> | Create and update a reliable computer-based revenue database system                                     | Anfoega | Availability of a computer based revenue database system | √ | √ | √ | √ | 3,000.00 |  |          |  |  | BUDGET UNIT | F<br>i<br>n<br>a<br>n<br>c<br>e                               |
|   | Organize 2no. training workshops for 30 revenue collectors on effective revenue mobilization techniques | Anfoega | No. of revenue staff trained                             | √ | √ | √ | √ | 3,000.00 |  | 2,000.00 |  |  | DPCU        | B<br>u<br>d<br>g<br>e<br>t<br>/<br>F<br>i<br>n<br>a<br>n<br>c |

|  |  |   |  |   |   |   |   |  |  |            |  |  |                  |                                 |             |
|--|--|---|--|---|---|---|---|--|--|------------|--|--|------------------|---------------------------------|-------------|
|  |  |   |  |   |   |   |   |  |  |            |  |  |                  | e                               |             |
|  | Embark on monthly monitoring and supervision of revenue collection   | District wide                             | No. of monitoring exercises under taken  | √ | √ | √ | √ |  |  | 3,000.00   |  |  | DA               | F<br>i<br>n<br>a<br>n<br>c<br>e |             |
|  | Create awareness on the need to pay tax, rates to the general public | District wide                             | Awareness created on the need to pay tax | √ | √ | √ | √ |  |  | 1,000.00   |  |  | DPCU/Budget Unit | F<br>i<br>n<br>a<br>n<br>c<br>e |             |
| <b>SOCIAL DEVELOPMENT</b>                  |  |   |  |   |   |   |   |  |  |            |  |  |                  |                                 |             |
| <b>Programme: Social Services Delivery</b> |  |   |  |   |   |   |   |  |  |            |  |  |                  |                                 |             |
| <b>Education and Youth Development</b>     | Construct 2no. 3-unit classroom blocks with ancillary facilities     | Aveme Daynigba, Vakpo Afeyi               | Improved access to quality education     | √ | √ | √ | √ |  |  | 673,176.05 |  |  |                  | DA                              | G<br>E<br>S |
|  | Construct 8no. 6-unit classroom blocks with ancillary facilities     | Awate Agame, Tsrukpe Dukuma, Brada Tornu, | Improved access to quality education     | √ | √ | √ | √ |  |  | 500,000.00 |  |  |                  | DA                              | G<br>E<br>S |

|  |  |                 |   |   |   |   |   |           |           |  |  |  |     |     |
|--|--|-----------------|---|---|---|---|---|-----------|-----------|--|--|--|-----|-----|
|  |  | Wusuta Kpe      |   |   |   |   |   |           |           |  |  |  |     |     |
|  | Construct 2no. 2-bedroom semi-detached teachers' bungalow              | Anfoesec, Vasec | No. of bungalows constructed                | √ | √ | √ | √ | 50,726.15 | 28,000.00 |  |  |  | DA  | GES |
|  | Organise 4no. quiz and spelling bee competition among 16 basic schools | District wide   | No. of competitions organized               | √ | √ | √ | √ | 2,000.00  |           |  |  |  | GES | DA  |
|  | Embark on quarterly monitoring of teaching and learning                | District wide   | Percentage increase in academic performance | √ | √ | √ | √ | 4,800.00  |           |  |  |  | DA  | GES |
|  | Organise my First Day at school for KG & Prim. 1                       | District wide   | Percentage increase enrolment rate          | √ | √ | √ | √ | 1,000.00  |           |  |  |  | DA  | GES |
|  | Support 200no. Brilliant but Needy Students                            | District wide   | No. of students supported                   | √ | √ | √ | √ | 70,000.00 |           |  |  |  | DA  | MP  |
|  | Organise 8 weeks STMIE clinic for 60 pupils                            | District wide   | Improved academic performance               | √ | √ | √ | √ | 4,000.00  |           |  |  |  | DA  | GES |
|  | Organise 4no. holiday classes for 26no. JHS 1 & 2 pupils               | District wide   | Improved performance in BECE                | √ | √ | √ | √ | 20,000.00 |           |  |  |  | DA  | MP  |
|  | Completion of 1no. 3-unit  | Aveme           | Improved                                    | √ | √ | √ | √ | 300,000.  |           |  |  |  | DA  | G   |



|                        |  |                                       |                                   |   |   |   |   |            |            |          |  |  |             |             |
|------------------------|--|---------------------------------------|-----------------------------------|---|---|---|---|------------|------------|----------|--|--|-------------|-------------|
|                        | Organise 16no. training workshop for 50 basic school teachers in ICT | District wide                         | No. of teachers trained           | √ | √ | √ | √ | 21,000.00  |            |          |  |  | DA          | G<br>E<br>S |
|                        | Institute Annual Best School and Pupils award systems                | District wide                         | No. of teachers trained           | √ | √ | √ | √ | 7,500.00   |            |          |  |  | DA          | G<br>E<br>S |
| <b>Health Delivery</b> | Construct 3no. CHPS Compounds  | Wadamaxe, Wusuta Kpebe, Tsruckpe Tota | No. of CHPS Compounds constructed | √ | √ | √ | √ | 554,804.80 | 200,000.00 |          |  |  | Works Dep't | G<br>H<br>S |
|                        | Support NID/Malaria Control Programmes                               | District wide                         | No. of campaigns organised        | √ | √ |   |   | 32,000.00  |            |          |  |  | GHS         | D<br>A      |
|                        | Embark on bi-quarterly malnutrition campaign                         | District wide                         | Improved delivery of healthcare   | √ | √ | √ | √ | 100,000.00 |            |          |  |  | GHS         | D<br>A      |
|                        | Embark on quarterly monitoring of health facilities                  | District wide                         | Improved access to healthcare     | √ | √ | √ | √ |            |            | 8,000.00 |  |  | GHS         | D<br>A      |
|                        | Rehabilitation of 1no. Health Center                                 | Awate                                 | Nurses' quarters rehabilitated    | √ | √ | √ | √ | 199,072.44 |            |          |  |  | DA          | G<br>H<br>S |
|                        | Rehabilitation of 1no.   | Awate                                 | Nurses' quarters                  | √ | √ | √ | √ | 199,448.   |            |          |  |  | DA          | G<br>H      |

|   |   |                       |   |   |   |   |   |            |  |  |          |  |             |     |
|---|---|-----------------------|---|---|---|---|---|------------|--|--|----------|--|-------------|-----|
|   | Nurses' Quarters  |                       | rehabilitated   |   |   |   |   | 55         |  |  |          |  |             | S   |
|   | Construction of 1no. Fence Wall and pavilion                                | Awate                 | Fence wall constructed  | √ | √ | √ | √ | 199,419.57 |  |  |          |  | DA          | GHS |
|   | External works on Awate Health Center                                       | Awate                 | Improved access to healthcare   | √ | √ | √ | √ | 198,421.65 |  |  |          |  | DA          | GHS |
|   | Construct 1no. maternity block  | Awate                 | % reduction in maternal deaths  | √ | √ | √ | √ | 260,000.00 |  |  |          |  | DA          | GHS |
|   | Conduct quarterly DAC/DRMT meetings annually                                | Anfoega               | No. of DAC/DRMT meetings conducted  | √ | √ | √ | √ |            |  |  | 2,640.00 |  | DRMT/DAC    | GHS |
|   | Organization of World AIDS Day celebration annually                         | Anfoega               | World AIDS day organized  |   |   |   | √ |            |  |  | 7,000.00 |  | DRMT/DAC    | GHS |
| <b>Social Welfare &amp; Community Development</b> | Organize 1no. workshop to create awareness on child protection              | District wide         | 1no. workshop to Work shop on create child protection awareness organized |   | √ |   |   | 2,500.00   |  |  |          |  | SW&CD       | DA  |
|   | Organise 1no. sensitization workshop for men and women on domestic violence | All six area councils | 1no workshop on domestic violence   |   | √ |   |   | 4,000.00   |  |  |          |  | GENDER DESK | SW& |



|  |   |               |                                  |   |   |   |   |          |  |          |           |        |  |
|--|---|---------------|----------------------------------|---|---|---|---|----------|--|----------|-----------|--------|--|
|  | Assist women to access credit for farming and trading activities  | District wide | Improve economic status of women | √ | √ | √ | √ |          |  |          | 40,000.00 | DA     | M<br>A<br>S<br>L<br>O<br>C   |
|  | Organize 2no. workshop for 54 women on petty trading and enterprise management to enhance economic activity | District wide | Enhance economic status of women | √ | √ | √ | √ | 5,000.00 |  |          |           | BAC/DA | S<br>U<br>B<br>-<br>S<br>T<br>R<br>U<br>C<br>T<br>U<br>R<br>E<br>S |
|  | Ensure effective handling of 60 social issues (maintenance, custody, access and paternity)                  | District wide | No. of activities undertaken     | √ | √ | √ | √ | 1,000.00 |  |          |           | SW&CD  | D<br>A   |
|  | Organise 2no. community workshops for teenage mothers on child care   | District wide | No. of workshops organized       | √ |   | √ |   | 1,000.00 |  |          |           | SW&CD  | D<br>A   |
|  | Embark on quarterly monitoring of NGO activities  | District wide | No. NGO's monitored              | √ | √ | √ | √ |          |  | 1,000.00 |           | SW&CD  | D<br>A   |

|  |   |               |   |   |   |   |   |            |  |  |  |  |                     |     |
|--|---|---------------|---|---|---|---|---|------------|--|--|--|--|---------------------|-----|
|  | Provide financial assistance to 200no. PWD's in the District          | District wide | Improved livelihood of beneficiaries    | √ | √ | √ | √ | 35,000.00  |  |  |  |  | SW&CD               | DA  |
|  | Organized 1no. workshop on the use of PWDS fund                       | District wide | Improved accountability                 |   |   | √ |   | 5,2000.00  |  |  |  |  | SW&CD               | DA  |
|  | Support the GFD conference  | Anfoega       | Proper use of PWD's Fund                | √ | √ | √ | √ | 6,000.00   |  |  |  |  | SW&CD               | DA  |
|  | Embark on quarterly monitoring of funds disbursed to PWD's            | District wide | Improved use of PWD's fund              | √ | √ | √ | √ | 5,200.00   |  |  |  |  | SW&CD               | DA  |
|  | Payment to Ghana School Feeding Caterers                              | District wide | Payment made to School Feeding Caterers |   | √ | √ | √ | 994,420.40 |  |  |  |  | DA                  | GES |
|  | Monitoring of the programme   | District wide | Monitoring conducted                    | √ | √ | √ | √ | 27,420.40  |  |  |  |  | DA                  | GES |
|  | District Implementation Committee meeting (DICS)                      | Anfoega       | No. of DICS meetings organized          | √ | √ | √ | √ | 12,000.00  |  |  |  |  | DA                  | GES |
|  | Preparation and submission of reports                                 | Anfoega       | Reports prepared and submitted          | √ | √ | √ | √ | 12,000.00  |  |  |  |  | DA                  | GES |
|  | Payment of monthly allowance to Nation builders Corps (NABCO) workers | District wide | Monthly allowance paid to NABCO         |   |   | √ | √ | 436,800.00 |  |  |  |  | NABCO<br>SECRETARIA |     |

|                                  |   |               |   |   |   |   |   |            |  |  |  |  |                   |        |
|----------------------------------|---|---------------|---|---|---|---|---|------------|--|--|--|--|-------------------|--------|
|                                  | (70) under the following modules;<br><br>Heal Ghana<br>Educate Ghana<br>Feed Ghana<br>Revenue Ghana<br>Digitized Ghana<br>Civic Ghana<br>Enterprise Ghana |               | beneficiaries                           |   |   |   |   |            |  |  |  |  | RIAT              |        |
|                                  | Training and workshops  | Anfoega       | No. of training and workshops organized |   |   | √ | √ | 10,000.00  |  |  |  |  | NABCO SECRETARIAT |        |
|                                  | Monitoring of the programme   | Anfoega       | Monitoring conducted                    |   |   | √ | √ | 18,000.00  |  |  |  |  | NABCO SECRETARIAT |        |
|                                  | Preparation and submission of reports   | Anfoega       | Reports prepared and submitted          |   |   | √ | √ | 5,000.00   |  |  |  |  | NABCO SECRETARIAT |        |
|                                  | Refurbishment of NABCO office   | Anfoega       | NABCO secretariat refurbished           |   |   | √ |   | 20,000.00  |  |  |  |  | NABCO SECRETARIAT |        |
|                                  | Repair of office equipment (air-conditions, photocopiers, computers)  | Anfoega       | Office equipment serviced and repaired  |   |   |   | √ | 7,410.20   |  |  |  |  | NABCO SECRETARIAT |        |
| <b>Water &amp; Environmental</b> | A package for sanitation improvement/education on the effect of open  | District wide |   | √ | √ | √ | √ | 100,000.00 |  |  |  |  | EHSU              | Z<br>C |



|   |   |               |  |   |   |   |   |            |            |  |  |    |                       |
|---|---|---------------|--|---|---|---|---|------------|------------|--|--|----|-----------------------|
|   | Rehabilitation/Construction of 10no. Boreholes  | District wide | Improved access to portable water      | √ | √ | √ | √ | 20,000.00  |            |  |  | DA | D<br>W<br>D           |
|   | Mechanization of 5no. boreholes   | District wide | Improve access to portable water       | √ | √ | √ | √ | 12,500.00  |            |  |  | DA | D<br>W<br>D           |
| <b>ENVIROMENT, INFRASTRUCTURE AND HUMAN SETTLEMENTS</b>     |   |               |  |   |   |   |   |            |            |  |  |    |                       |
| <b>Programme: Infrastructure Development and Management</b> |   |               |  |   |   |   |   |            |            |  |  |    |                       |
| <b>District Works department</b>                            | Construct 1no. 3-bedroom Self-contained Bungalow with Fence Wall and visitors' toilet for District Magistrate's | Vakpo         | Improved access to accommodation       | √ | √ | √ | √ |            | 372,000.00 |  |  | DA | C<br>C<br>U<br>R<br>T |
|   | Construct 1no. District Police Headquarters   | Anfoega       | Improved security                      | √ | √ | √ | √ | 344,892.83 |            |  |  | DA | G<br>P<br>S           |
|   | Reshaping and spot improvement of 20km feeder roads   | District wide | Improve movement of goods and services | √ | √ | √ | √ | 100,000.00 |            |  |  | DA | D<br>W<br>D           |
|   | Construction of 2no. 2bedroom semi-detached staff bungalow  | Anfoega       | Decent accommodation for staff         | √ | √ | √ | √ | 250,000.00 |            |  |  | DA | D<br>W<br>D           |

|                         |   |               |  |   |   |   |   |            |  |  |  |  |     |                                      |
|-------------------------|---|---------------|--|---|---|---|---|------------|--|--|--|--|-----|--------------------------------------|
|                         | Rehabilitate 10no. broken boreholes                       | District wide | Increase access to provision of portable water         | √ | √ | √ | √ | 10,000.00  |  |  |  |  | DA  | D<br>W<br>D                          |
|                         | Supply and installation of street lights                  | District wide | Improved security and lightening systems               | √ | √ | √ | √ | 100,000.00 |  |  |  |  | DA  | D<br>P<br>C<br>U                     |
|                         | Maintenance of street lights                              | District wide | Improved security and lightening systems               | √ | √ | √ | √ | 100,000.00 |  |  |  |  | DA  | D<br>P<br>C<br>U                     |
|                         | Rehabilitation of markets in the district                 | District wide | Enhance market status to increase revenue generation   | √ | √ | √ | √ | 100,000.00 |  |  |  |  | DA  | D<br>W<br>D                          |
|                         | Establishment of satellite market                         | Wusuta-Kpebe  | Satellite market established                           | √ | √ | √ | √ | 100,000.00 |  |  |  |  | DA  | D<br>W<br>D<br>/<br>D<br>P<br>C<br>U |
| <b>Spatial Planning</b> | Scale up the Street naming and property addressing system | District wide | Street naming and property addressing system completed | √ | √ | √ | √ | 20,000.00  |  |  |  |  | DWD | D<br>P<br>C<br>U                     |

|   |  |               |  |   |   |   |   |          |  |  |          |  |      |                            |
|---|--|---------------|--|---|---|---|---|----------|--|--|----------|--|------|----------------------------|
|   | Intensify public education on land use planning and building regulations                                 | District wide | Public education organized on land use planning and building regulations | √ | √ | √ | √ | 1,000.00 |  |  |          |  | DWD  | D<br>P<br>C<br>U           |
|   | Conduct regular site visits  | District wide | Regular site visits conducted  | √ | √ | √ | √ | 1,000.00 |  |  |          |  | DWD  | D<br>P<br>C<br>U           |
| <b>Programmes: Economic Development</b> |  |               |  |   |   |   |   |          |  |  |          |  |      |                            |
| <b>Agriculture</b>                      | Establish 60no. Demonstration plots to disseminate appropriate technological packages to farmers by 2020 | District wide | Improved Agricultural practices  | √ | √ | √ | √ |          |  |  | 7,200.00 |  | MOFA | D<br>A<br>/<br>M<br>A<br>G |
|   | Organise 384 farm/home visits on extension services  | District wide | Improved Agricultural practices  | √ | √ | √ | √ | 2,000.00 |  |  |          |  | MOFA | D<br>A<br>/<br>M<br>A<br>G |
|   | Organise 4no. mass education on FM on 'Planting for Food and Jobs'                                       | District wide | No. of mass education facilitate on                                      | √ | √ | √ | √ | 2,000.00 |  |  |          |  | MOFA | D<br>A                     |

|  |   |               |                                   |   |   |   |   |                  |          |  |  |  |            |   |
|--|---|---------------|-----------------------------------|---|---|---|---|------------------|----------|--|--|--|------------|---|
|  |   |               | FM                                |   |   |   |   |                  |          |  |  |  |            |   |
|  | Create and update computerized database on general agric. activities                                | Vakpo         | Improved access to data on agric. | √ | √ | √ | √ | 3,000.00         |          |  |  |  | MOFA       | D<br>A                                    |
|  | Educate and vaccinate 2000no. livestock against PPR, rabies, Newcastle and other diseases           | District wide | No. of livestock vaccinated       | √ | √ | √ | √ |                  |          |  |  |  | MOFA       | D<br>A                                    |
|  | Facilitate the establishment of Juicing Factory under “One District One Factory” Programme          | Vakpo         | Juicing factory established       | √ | √ | √ | √ | 1,000,00<br>0.00 |          |  |  |  | Trade Min. | N<br>B<br>S<br>S<br>I<br>/<br>B<br>A<br>C |
|  | Organise 2no. stakeholders meeting (School feeding caterers & FBO’s) on marketing of agric. produce | Anfoega       | Stake holders meeting organized   |   | √ |   | √ |                  | 1,000.00 |  |  |  | MOFA       | N<br>B<br>S<br>S<br>I<br>/<br>B<br>A<br>C |
|  | Train 500 fishermen on existing cultural fisheries technological packages annually                  | District wide | No. of fishermen trained          | √ | √ | √ | √ | 2,000.00         |          |  |  |  | BAC        | D<br>A<br>/<br>M<br>C                     |





|   |  |               |   |   |   |   |   |          |  |  |  |       |  |
|---|--|---------------|---|---|---|---|---|----------|--|--|--|-------|--|
| <b>Disaster prevention and management</b> | Sensitize 400no. farmer households on effects of bush fires, farming along riverbanks but rather create windbreaks | District wide | No. of farmer households sensitized                 | √ |   |   | √ | 4,000.00 |  |  |  | NADMO | M<br>C<br>F<br>A<br>/<br>F<br>i<br>r<br>e<br>S<br>e<br>r<br>v<br>i<br>c<br>e |
|   | Organize 1no. workshop on enforcement of environmental regulation  | Anfoega       | Enforce environmental laws                          |   |   | √ |   | 3,000.00 |  |  |  | DEHO  | D<br>A   |
|   | Embark on afforestation and the protection of terrestrial and aquatic wildlife (Tree Planting)                     | District wide | Reduce extinction and protection of the environment |   | √ | √ | √ | 3,000.00 |  |  |  | NADMO | D<br>A   |
|   | Organise quarterly radio sensitization programme on climate change   |               | No. of programmes organized                         | √ | √ | √ | √ |          |  |  |  |       |  |

|  |  |               |                                    |   |   |   |   |          |  |          |  |             |  |
|--|--|---------------|------------------------------------|---|---|---|---|----------|--|----------|--|-------------|--|
|  | Education on Green Ghana at all town hall and other meetings with opinion leaders and civil society. | District wide | Improved on green Ghana initiative | √ | √ | √ | √ | 2,000.00 |  |          |  | DPCU/NA DMO | C<br>S<br>C<br>,<br>s<br>/<br>F<br>B<br>C<br>,<br>s<br>/<br>D<br>A                     |
|  | Organise 1no. training for Disaster Control Officers on investigation, news gathering and reporting  | Anfoega       | No. of staff and DVG's trained     |   |   | √ |   |          |  | 2,000.00 |  | NADMO       | F<br>i<br>r<br>e<br>S<br>e<br>r<br>v<br>i<br>c<br>e<br>/<br>P<br>o<br>l<br>i<br>c<br>e |

|  |   |               |                                  |   |   |   |   |  |  |          |  |  |       |   |
|--|---|---------------|----------------------------------|---|---|---|---|--|--|----------|--|--|-------|---|
|  |   |               |                                  |   |   |   |   |  |  |          |  |  |       | / |
|  | Formation and inauguration of District Disaster Management Committee (DDMC) | District wide | DDMC/BMTC formed and inaugurated |   | √ | √ |   |  |  | 1,000.00 |  |  | NADMO | D |
|  | Organise quarterly Disaster Management stakeholders meeting                 | Anfoega       | No. of meetings organized        | √ | √ | √ | √ |  |  | 2,000.00 |  |  | NADMO | D |

**Implementation of Annual Action Plan (AAP)**

**Table 8.5**

**Table 8.51: Implementation schedule**

| ACTIVITIES                                    | TIME FRAMES                                  |  |  |  | COLLABORATING STAKEHOLDERS  | BUDGET<br>GH¢ |
|---|--|--|--|--|---|---------------|
|   | 2018   | 2019   | 2020   | 2021   |   |               |
| <b>DMTDP preparation</b>                      |  |  |  |  |   |               |
| Stakeholders Review meeting of DMTDP and AAPs | June   | June   | June   | June   | DPCU, Opinion Leaders, Traditional Leaders, Assembly Members, NGOs, CBOs, Religious groups, etc   | 11,000.00     |
| <b>Implementation monitoring</b>              |  |  |  |  |   |               |
| Organize field visits & Review meetings       | March. Quarterly                             | March. Quarterly                             | March. Quarterly                             | March. Quarterly                             | Reps. of District Sub-Structures, DPCU, Opinion Leaders , NGOs, CBOs, Reps Religious groups, Traditional Leaders, Assembly Members, etc | 8,000.00      |
| <b>Preparation of M&amp;E Reports</b>         |  |  |  |  |   |               |
| Preparation of progress reports               | End of every quarter                         | End of every quarter                         | End of every quarter                         | End of every quarter                         | DPCU  | 1,000.00      |
| Data collection                               | End of every quarter                         | End of every quarter                         | End of every quarter                         | End of every quarter                         | DPCU, RCC, NDPC   | 1,500.00      |
| Data collation                                | End of every quarter                         | End of every quarter                         | End of every quarter                         | End of every quarter                         | Heads of Sector Departments, RCC, NDPC  | 1,800.00      |
| Data analysis                                 | End of every quarter                         | End of every quarter                         | End of every quarter                         | End of every quarter                         | Heads of Sector Departments, RCC, NDPC  | 1,800.00      |
| Organize APR validation workshops             | End of every quarter                         | End of every quarter                         | End of every quarter                         | End of every quarter                         | DPCU, Opinion Leaders, Traditional Leaders, Assembly Members, NGOs, CBOs, Religious groups, etc   | 8,000.00      |
| Internal review of draft APR                  | End of every quarter                         | End of every quarter                         | End of every quarter                         | End of every quarter                         | DPCU  | 1,000.00      |
| Peer review of APR                            | First week of the beginning of every quarter | First week of the beginning of every quarter | First week of the beginning of every quarter | First week of the beginning of every quarter | DPCU, Opinion Leaders, Traditional Leaders, Assembly Members, NGOs, CBOs, Religious groups, etc   | 6,000.00      |
| Print APR                                     | Second week of the                           | Second week of the beginning of              | Second week of the beginning of              | Second week of the beginning of every        | DPO   | 6,000.00      |

|   |                                  |                                  |                                  |                                  |   |                   |
|---|----------------------------------|----------------------------------|----------------------------------|----------------------------------|---|-------------------|
|   | beginning of every quarter       | every quarter                    | every quarter                    | quarter                          |   |                   |
| <b>Dissemination and Communication of M&amp;E Results</b> |                                  |                                  |                                  |                                  |   |                   |
| Organize APR dissemination workshops                      | 2 <sup>nd</sup> week of February | 2 <sup>nd</sup> week of February | 2 <sup>nd</sup> week of February | 2 <sup>nd</sup> week of February | DPCU, Opinion Leaders, Traditional Leaders, Assembly Members, NGOs, CBOs, Religious groups, RCC etc | 6,000.00          |
| Distribution of APR                                       | 3 <sup>rd</sup> week of February | 3 <sup>rd</sup> week of February | 3 <sup>rd</sup> week of February | 3 <sup>rd</sup> week of February | DPCU  | 1,000.00          |
| Stakeholder engagement on APRs                            | 2 <sup>nd</sup> week of March    | 2 <sup>nd</sup> week of March    | 2 <sup>nd</sup> week of March    | 2 <sup>nd</sup> week of March    | DPCU, Opinion Leaders, Traditional Leaders, Assembly Members, NGOs, CBOs, Religious groups, RCC etc | 9,000.00          |
| <b>Participatory Monitoring &amp; Evaluation</b>          |                                  |                                  |                                  |                                  |   |                   |
| Prepare for PM& E with stakeholders                       | 1 <sup>st</sup> week of May      | 1 <sup>st</sup> week of May      | 1 <sup>st</sup> week of May      | 1 <sup>st</sup> week of May      | DPCU, Opinion Leaders, Traditional Leaders, Assembly Members, NGOs, CBOs, Religious groups, RCC etc | 8,000.00          |
| Train personnel to conduct field work                     | 2 <sup>nd</sup> week of May      | 2 <sup>nd</sup> week of May      | 2 <sup>nd</sup> week of May      | 2 <sup>nd</sup> week of May      | DPCU, Opinion Leaders, Traditional Leaders, Assembly Members, NGOs, CBOs, Religious groups, RCC etc | 5,000.00          |
| Conduct PM& E   | 3 <sup>rd</sup> week of May      | 3 <sup>rd</sup> week of May      | 3 <sup>rd</sup> week of May      | 3 <sup>rd</sup> week of May      | DPCU, Opinion Leaders, Traditional Leaders, Assembly Members, NGOs, CBOs, Religious groups, RCC etc | 10,000.00         |
| <b>Evaluation</b>   |                                  |                                  |                                  |                                  |   |                   |
| Selected evaluation activities                            | 1 <sup>st</sup> week of June     | 1 <sup>st</sup> week of June     | 1 <sup>st</sup> week of June     | 1 <sup>st</sup> week of June     | DPCU, Opinion Leaders, Traditional Leaders, Assembly Members, NGOs, CBOs, Religious groups, RCC etc | 10,000.00         |
| <b>TOTAL</b>  |                                  |                                  |                                  |                                  |   | <b>GHC 95,100</b> |



## CHAPTER SIX

### IMPLEMENTATION, MONITORING AND EVALUATION

#### Introduction

The cyclical nature of planning allows for monitoring and evaluation in order to ascertain the importance and the impact of the plan or programmes or projects on direct beneficiaries and other secondary stakeholders. Monitoring and Evaluation allows changing circumstances to be integrated into the process. The ultimate aim of the M&E is to ensure that projects carried out in accordance with the plan and that the implementation of the plan leads to the realization of the development goals and objectives for which they have been formulated.

#### Monitoring Indicators

Indicators are needed for measuring progress while targets are specific, planned level of results expected to be achieved within a timeframe. These measurements lead to the stated goal and objectives indicated in the PoA and AAPs. Core and District indicators were categorised into input, output, outcomes and impact indicators respectively in relation to the adopted policy objectives. These indicators were also disaggregated where possible into age, gender, location etc.

Table 8.6 below presents details of the monitoring matrix.

**Table 8.6: Showing Monitoring/Results Matrix**

| <b>DEVELOPMENT DIMENSION: ECONOMIC DEVELOPMENT</b>                                     |  |                |                  |         |      |      |      |                |                      |                |
|--|--|----------------|------------------|---------|------|------|------|----------------|----------------------|----------------|
| <b>Policy Objective: 1. Ensure Improved Fiscal Performance and Sustainability</b>      |  |                |                  |         |      |      |      |                |                      |                |
| Indicator  | Indicator Definition   | Indicator Type | Baseline<br>2017 | Targets |      |      |      | Disaggregation | Monitoring frequency | Responsibility |
|  |  |                |                  | 2018    | 2019 | 2020 | 2021 |                |                      |                |
| % increase in Internally Generated Fund (IGF)  | % of Internally Generated Fund mobilized                                   | Output         | -                | 25      | 25   | 25   | 25   | Male/Female    | Quarterly            | DFO/DBA        |
| Development of computerized revenue database   | Comprehensive computerized revenue database system created and updated     | Output         | -                | -       | -    | -    | -    | Male/Female    | Quarterly            | DBA            |
| % of DA Expenditure within DMTDP budget  | Expenditure expended between DMTDP and Budget                              | Output         | 85               | 90      | 94   | 96   | 100  | -              | Quarterly            | DCD/DPO        |
| % of IGF allocated for LED activities  | How many % of IGF mobilized is used for LED                                | Output         | -                | 14      | 16   | 18   | 20   | Male/Female    | Quarterly            | DCD/DPO/DBA    |
| <b>Policy Objective: 2. Promote Demand-Driven Approach to Agricultural Development</b> |  |                |                  |         |      |      |      |                |                      |                |
| No. of horticultural crop producers assisted to access credit and market facilities    | Assist horticultural crop producers to access credit and market facilities | Output         | -                | 150     | 150  | 150  | 150  | Male/Female    | Quarterly            | DA/BAC         |

|   |   |        |   |   |   |   |   |             |           |    |
|---|---|--------|---|---|---|---|---|-------------|-----------|----|
| Aveti-Anfoega road rehabilitated, Tsorxor- Tsrupke road rehabilitated/reshaped, Vakpo-Wusuta road rehabilitated & spot improved | Reshaping /Rehabilitation & spot improvement of roads | Output | - | - | - | - | - | Male/Female | Quarterly | DA |
| No. of capacity of AEA's built  | Build capacity of AEA's                               | Output | - | 4 | 4 | 4 | 4 | Male/Female | Quarterly | DA |

**Policy Objective: 3. Promote Agriculture as a Viable Business for the Youth**

|   |  |        |     |     |     |      |      |             |           |                  |
|---|--|--------|-----|-----|-----|------|------|-------------|-----------|------------------|
| No. of youths supported to access credit facilities for farming | Support the youths to access credit facilities for farming | Output | 800 | 900 | 950 | 1000 | 1000 | Male/Female | Monthly   | Agric. Dep't/BAC |
| No. of youths supported to have access to land for farming      | Youths supported to have access to land                    | Output | 800 | 900 | 950 | 1000 | 1000 | Male/Female | Quarterly | DA/DWD           |
| No. of youths trained in agro-processing                        | Capacities of youths built in agro-processing              | Output | 800 | 900 | 950 | 1000 | 1000 | Male/Female | Quarterly | Agric. Dep't/BAC |

**Policy Objective: 4. Ensure Sustainable Development and Management of Aquatic Fisheries Resource**

|   |  |        |     |     |      |      |      |             |           |                  |
|---|--|--------|-----|-----|------|------|------|-------------|-----------|------------------|
| No. of fishermen trained to apply modern fishing methods in marine conservation | Capacities of fishermen built in using modern fishing methods in marine conservation                 | Output | 900 | 950 | 1000 | 1050 | 1100 | Male/Female | Quarterly | Agric. Dep't/BAC |
| No. of fishermen trained in handling post-harvest losses and illegal fishing    | Capacities of fishermen built in handling post-harvest losses and the need to reduce illegal fishing | Output | 900 | 950 | 1000 | 1050 | 1100 | Male/Female | Quarterly | Agric. Dep't.    |

|   |   |        |   |    |    |    |    |             |             |                    |
|---|---|--------|---|----|----|----|----|-------------|-------------|--------------------|
| Bye-laws of illegal fishing methods enforced  | Enforce bye-laws on illegal fishing methods   | Output | - | -  | -  | -  | -  | Male/Female | Annually    | DA/COURT           |
| Provision of modern storage facilities  | Modern storage facilities provided  | Output | - | -  | -  | 1  | 1  | Male/Female | Bi-Annually | DA/Dep't of Agric. |
| <b>Policy Objective: 5. Diversify and Expand the Tourism Industry for Economic Development</b>                              |   |        |   |    |    |    |    |             |             |                    |
| No. of potential tourist attractions developed  | Development of potential tourist sites  | Output | - | -  | 3  | 3  | 3  | Male/Female | Quarterly   | DA                 |
| <b>DEVELOPMENT DIMENSION: SOCIAL DEVELOPMENT</b>  |   |        |   |    |    |    |    |             |             |                    |
| <b>Policy objective: 1. Enhance Inclusive and Participation in Quality Equitable Access to, and Education at All Levels</b> |   |        |   |    |    |    |    |             |             |                    |
| No. of Annual Best School & Pupil Award System  | Annual Best School & Pupil Award system instituted  | Output | 4 | 1  | 1  | 1  | 1  | Male/Female | Annually    | Dep't of Edu.      |
| No. of trainings organized for English & Ghanaian language teachers in the implementation of language policy                | Capacities of English & Ghanaian language teachers built in the implementation of language policy | Output | - | 1  | 1  | 1  | 1  | Male/Female | Annually    | Dep't of Edu.      |
| No. of schools supported to ensure effective implementation of Free SHS policy  | Support effective implementation of Free SHS policy   | Output | - | 12 | 12 | 12 | 12 | Male/Female | Monthly     | Dep't of Edu.      |
|   |   |        |   |    |    |    |    |             |             |                    |

|  |  |  |  |  |  |  |  |  |  |  |
|--|--|--|--|--|--|--|--|--|--|--|
|  |  |  |  |  |  |  |  |  |  |  |
|  |  |  |  |  |  |  |  |  |  |  |
|  |  |  |  |  |  |  |  |  |  |  |
|  |  |  |  |  |  |  |  |  |  |  |

## **Arrangements for Data Collection, Collation, Analysis and Use of Results**

This section of the Plan presents details of the processes by which data will be collected, collated, analyzed, presented and communicated to its intended recipients. It also contains the details of proposed programs and projects register and data collection matrix of the Assembly.

### **Data Collection and Collation**

Monitoring visits to all projects, programmes and policy sites will be undertaken by DPCU to collect relevant data on the status of implementation of planned projects and programmes of action. DPCU will then develop comprehensive and appropriate data collection matrix and questionnaire to guide its field work. The tools for data collection will be based on the agreed indicators selected for monitoring the outputs, outcomes and impacts of planned intervention and activities. Two levels of monitoring will be undertaken as follows; first by Decentralized Departments and second by DPCU on the overall District Development programmes, projects and policies.

### **Forms of Data Collection**

Data will be collected on these two forms which are Quantitative and Qualitative.

- Quantitative data collection are techniques used to obtain data in numerical figures, e.g. age of person, number of children etc.
- Qualitative data collection are methods used mainly on descriptive terms, analysis of people on issues, opinions etc.

### **Data Analysis and Use of Results**

It is very imperative to check and validate M&E results through debriefings and feedback workshops. DPCU will guide key stakeholders to review critically the outcomes of the analysis. The database will be at the Development Planning Unit for storage by using various scientific methods use for data analysis such as Micro-Soft Excel for both primary and secondary data collected from various field work/surveys.

### **Programme/ Project Register**

As part of the monitoring process, DPCU will develop programme/project register based on the PoA with details on activities such as start time, costs, location and source of funding, expected completion date and status of project and their implications for the achievement of the goals and objectives of the DMTDP provided by NDPC. The register will be updated regularly. This register will be complemented by data collection sheet/matrix and will be prepared by using indicators from the monitoring.

### **Reporting Arrangement**

An M&E report is a compilation of data and information from M&E processes. The primary purpose of reporting is to ensure that all stakeholders are formally informed with status of implementation of interventions to take the necessary action. Quarterly and annual progress reports on the M&E activities of the Assembly will be prepared and copies submitted to NDPC through the RCC and other relevant stakeholders. The reports would be discussed internally at DPCU meetings while efforts would be made to address recommendations made and lessons learnt during the implementation of programmes and policies in the future. The annual and quarterly progress reports of the NDDA would contain elements of progress as outlined in the format below:

Quarterly and Annual Progress Reporting Format:

- Title Page
- Name of the MMDA
- Time period for the M&E report
- Introduction
- Summary of achievements and challenges with the implementation of the DMTDP
- Purpose of the M&E for the stated period
- Processes involved and difficulties encountered
- M&E Activities Report
- Programme /Project status for the quarter or year
- Update on funding sources and disbursements
- Update on indicators and targets
- Update on critical development and poverty issues
- Evaluations conducted; their findings and recommendations
- Participatory M&E undertaken and their results
- The way forward
- Key issues addressed and those yet to be addressed
- Recommendations

### **Dissemination and Communication Strategy/Plan**

This aspect of the plan outlines ways by which North Dayi District Assembly will disseminate information on the programmes, projects and activities to create awareness and solicit support for the plan. The communication on the plan and its contents will be done through organization of community meetings, seminars, workshops, general Assembly meetings and use of information/audiovisual vans.

Table 8.7 below shows the planned activities, estimated cost and the agencies responsible for carrying out the activities.

**Table 8.7 District Communication Activity Matrix**

| Activity   | Location                                   | Time              | Estimated Cost (GH¢) | Source of fund | Implementing agencies |                        |
|--|--|-------------------|----------------------|----------------|-----------------------|------------------------|
|  |  |                   |                      |                | Lead                  | Collab                 |
| Organize 5 No. Public hearing on the DMTDP                                 | Area Councils and General Assembly meeting | Feb to June 2018  | 10,000.00            | IGF/DACF       | DPCU                  | Assembly members/CSO's |
| Organize 4 No. 3 days sensitization of citizens on the plan                | Area Councils                              | January each year | 10,000.00            | DACF           | DPCU                  | NCCE/Assembly members  |
| Undertake field survey to assess the performance of the plan               | District-wide                              | Dec. each year    | 13,000.00            | DACF           | DPCU                  | Assembly members       |
| Organize two day workshop at each AC to explain the District Annual Budget | Each Town/ Area Councils                   | January each year | 10,000.00            | IGF/DACF       | DPCU                  | Area Councils          |

## Evaluation

The programs and projects will have to be evaluated to assess the established strengths of projects and programs, pinpoint shortcomings, their causes and propose suitable improvements. This will require the Assembly to focus on the conditions, operations, performance as well as impacts of the projects. This should encourage learning experiences for those involved in the implementation process and serve as the basis for recommendation and decision-making.

- The process should consider the set goals and objectives under the various themes. It will answer questions on the relevance, adequacy, effectiveness and impact of the activities, objective and goals. The monitoring and evaluation will have to be participatory in nature. Evaluations will be conducted using the following format.
- Assessing the need for an evaluation (provide the background).

- Developing clear ideas on the rationale and objectives of the evaluation.
- Determining the type of evaluation to undertake.
- Specifying the methods, scope and timing of the evaluation.
- Identifying and analysing stakeholders.
- Estimating the costs involved which should be factored into the budget of the AAP.
- Preparing Terms of Reference (TOR) and contractual agreements based on items (i) to (iv) above. The TOR will be prepared by the MPCU in collaboration with stakeholders. In developing the Terms of Reference, the MPCU will facilitate a process leading the development of a broad agreement on the TOR because it will form the basis for the evaluation exercise. More importantly, the TOR will be the formal reference for the consultant or team of consultants to be recruited.
- Recruiting a consultant or a team in accordance with the provisions of the Procurement Act, 2003 (Act 663) as amended by Act, 914, 2016
- Organising meetings to discuss the inception and draft reports with stakeholders.
- Organising a validation meeting with stakeholders before submission of the final report.
- Disseminating the results and acting on the findings and recommendations as part of the dissemination and communications strategy

### Types of Evaluations

- *Ex- ante evaluations*- DPCU will conduct this evaluation before the implementation of projects and programmes. The objective is to determine the feasibility of the intervention such as cost benefit analysis etc.
- *Mid- term Evaluation* will be conducted half way in the implementation of any intervention.
- *Final or terminal evaluation* will be conducted to assess the achievements made under the implementation of programs and projects. The results from this evaluation will be very useful in the formulation of policy.
- *Ex-post evaluation* will be conducted sometime after the implementation of any development intervention to assess the impacts of any intervention.

Table: 8.8 below provides evaluation matrix.

**Table 8.8: Showing Evaluation Matrix**

| Evaluation Criteria | Evaluation Questions |               | Data Needed | Data Sources | Data Collection Methods |
|---------------------|----------------------|---------------|-------------|--------------|-------------------------|
|                     | Main Questions       | Sub-Questions |             |              |                         |
| Relevance           |                      |               |             |              |                         |
| Efficiency          |                      |               |             |              |                         |

|                |  |  |  |  |  |
|----------------|--|--|--|--|--|
| Effectiveness  |  |  |  |  |  |
| Impact         |  |  |  |  |  |
| Sustainability |  |  |  |  |  |
| Others         |  |  |  |  |  |

Adapted from JICA, 2004

## Participatory Monitoring and Evaluation

Participatory M&E is the practice where key stakeholders are directly involved in the M&E design and implementation process. The Assembly will involve a broad range of stakeholders such as staff, beneficiaries, CSO;s, NGO’s and development partners in all aspects of the PM&E. PM&E will be a valuable tool that would be used to capture perceptions and assess whether interventions have met these expectations, especially of the poor and the vulnerable in the District.

The Assembly has adopted the following methods to carry out its PM&E activities:

- **Participatory Rural Appraisal:** This is a citizen-centred method of development. It empowers locals by including them directly in the issues of identification and evaluation process. This helps citizens in the final implementation and post-construction monitoring.
- **Citizen Report Card:** This tool will be used to access the level of satisfaction of implementation of projects and programmes by the Assembly from beneficiary communities.
- **Community Score Card:** This tool will be used to monitor programmes and projects by beneficiary communities in determining their satisfaction or otherwise.
- **Participatory Expenditure Tracking Survey:** This is a survey that measure the amount of funds received at a point in the chain of public delivery of services. This will determine whether funds were utilised based on intended purpose.

The steps below will be followed in conducting the Participatory Monitoring and Evaluation by the DPCU:

- Deciding on the need for PM&E.
- Deciding on the PM&E method to use.
- Identifying the key stakeholders.
- Identifying a lead facilitator.
- Determining the performance questions.
- Determining the resources and time available.
- Defining a TOR for the lead facilitator or consultant.
- Training the team to carry out the PM&E.
- Disseminating the results and acting on the findings and recommendations as part of the dissemination and communication strategy.