



**FANTEAKWA NORTH DISTRICT ASSEMBLY**



**DISTRICT MEDIUM- TERM DEVELOPMENT PLAN  
(DMTDP)**

**AN AGENDA FOR JOBS: CREATING PROSPERITY  
AND EQUAL OPPORTUNITY FOR ALL**

**(2018-2021)**

**DRAFT**

**PREPARED BY: DPCU**

## **ACKNOWLEDGMENT**

The Fantekwa North District Assembly wishes to express its profound gratitude to the National Development Planning Commission (NDPC) who issued the guidelines for the preparation of District Medium-Term Development Plans (DMTDPs). Its gratitude also goes to various individuals, institutions, associations and development partners who provided useful data in the preparation of the District Medium-Term Development Plan (DMTDP) 2018-2021. Special mention must be made of the District Planning Coordinating Unit (DPCU) and the Plan Preparation Team who played a lead role in the preparation of this Plan.

The Assembly also expresses its appreciation to the Honourable Member of Parliament (M.P), the Presiding Member (P.M.), Honourable Assembly Members, Heads of Departments of the Assembly, Traditional Authorities and Opinion Leaders who spent their precious time to participate in the public fora and contributed immensely in updating the District Profile. They also contributed in bringing out the district development problems and prescribed measures aimed at mitigating the problems for the achievement of the needs and aspirations of the people.

**HON. CHARLES OWARE-TWENEBOAH**  
**(DISTRICT CHIEF EXECUTIVE)**

## TABLE OF CONTENTS

<b>ACKNOWLEDGMENT.....</b>	<b>ii</b>
<b>LIST OF ACRONYMS.....</b>	<b>viii</b>
<b>LIST OF FIGURES.....</b>	<b>xii</b>
<b>LIST OF TABLES.....</b>	<b>xii</b>
<b>EXECUTIVE SUMMARY.....</b>	<b>xiv</b>
<b>CHAPTER ONE .....</b>	<b>1</b>
<b>PERFORMANCE REVIEW AND PROFILE/CURRENT SITUATION/BASELINE .....</b>	<b>1</b>
1.2.0. VISION, MISSION, CORE VALUES AND FUNCTIONS.....	1
1.2.1. Vision.....	1
1.2.2. Mission Statement.....	1
1.2.3. Core Values.....	1
1.2.4. Functions of the Assembly.....	2
1.3.0. ANALYSIS OF DISTRICT PERFORMANCE UNDER GSGDA II (2014-2017).....	3
1.3.1. Implementation of Programmes/Projects/Activities.....	62
1.4. STATEMENT ON INCOME AND EXPENDITURE.....	63
1.5. KEY CHALLENGES DURING IMPLEMENTATION .....	71
1.6. LESSONS LEARNT AND IMPLICATIONS FOR (2018-2021) DMTDP.....	72
1.7. CURRENT SITUATION AND PROFILE OF FANTEAKWA NORTH DISTRICT .....	73
1.7.1. INSTITUTIONAL CAPACITY NEEDS.....	73
1.8.0. PHYSICAL AND NATURAL ENVIRONMENT .....	77
1.8.1. Location and Size.....	77
1.8.2. Climate.....	78
1.8.3. Vegetation.....	78
1.8.4. Relief and Drainage.....	78
1.8.5. Soils .....	79
1.8.6. Implications for Development – Natural Environment .....	80
1.9. BIODIVERSITY, CLIMATE CHANGE, GREEN ECONOMY AND ENVIRONMENT.....	81
1.9.1. Biodiversity.....	81
1.9.2. Climate Change and Green Economy .....	83
1.9.3. Implications for Development – Physical Environment.....	84
1.10. WATER SECURITY .....	85
1.10.1. Implication for Development – Water Security .....	86
1.11. NATURAL AND MAN-MADE DISASTERS.....	86
1.11.1. Implications for Development - Disasters.....	87

1.12. NATURAL RESOURCE UTILIZATION.....	88
1.12.1. Natural Resource Utilization – Implications for Development .....	88
1.13. POPULATION.....	88
1.13.1. Population Structure.....	90
1.13.2. Dependency ratio .....	91
1.13.3. Implications for Development – Population.....	91
1.14. MIGRATION.....	92
1.14.1. Migration – Implications for Development.....	92
1.15. GENDER EQUALITY .....	92
1.16. SETTLEMENT SYSTEMS .....	93
1.16.1. Land Uses and Settlement Systems.....	93
1.16.2. Transportation .....	94
1.16.3. Drainage .....	95
1.16.4. Sanitation and Waste Management .....	95
1.16.6. Pro-poor Programmes .....	97
1.16.8. Settlement Systems - Implication for Development.....	101
1.17.0. CULTURE .....	101
1.17.1. Festivals .....	102
1.17.2. Ethnicity .....	102
1.18. GOVERNANCE .....	102
1.18.1. Local Government Structure .....	102
1.18.2. Social Accountability .....	109
1.18.3. Development Implications – Governance .....	110
1.19. SECURITY .....	110
1.20. LOCAL ECONOMIC DEVELOPMENT.....	111
1.20.1: Strategies for the Promotion of LED.....	<b>Error! Bookmark not defined.</b> 112
1.20.2: Funding Arrangements to Support LED .....	112
1.20.3: Potential LED areas in the District.....	112
1.21.0. ECONOMY OF THE DISTRICT .....	112
1.20.1. Structure of the Economy.....	112
1.20.2. Agricultural Activities.....	113
1.20.3. Major Economic Activities: .....	113
1.20.4. Manufacturing Industries .....	114
1.20.5. Banking .....	115
1.20.6. Communication .....	115
1.20.7. Income Level Analysis.....	115
1.20.8. Economic Infrastructure .....	115

1.20.9. Commodity Flows .....	117
1.21. FOOD SECURITY .....	118
1.21.1. Status of Current Food and Cash Crop Production Levels.....	118
1.22. NUTRITION.....	119
1.23.0. SOCIAL SERVICES .....	120
1.23.1. Educational Infrastructure in the District .....	120
1.23.2. Health Care .....	121
1.23.3. HIV and AIDS .....	124
1.24.0. INFORMATION AND COMMUNICATION TECHNOLOGY (ICT) .....	125
1.24.1. Telecommunication.....	125
1.25.0. KEY DEVELOPMENT ISSUES/PROBLEMS OF THE DISTRICT .....	126
<b>CHAPTER TWO .....</b>	<b>129</b>
<b>DEVELOPMENT ISSUES.....</b>	<b>129</b>
2.1. INTRODUCTION.....	129
2.2. SUMMARY OF PRIOTIZED COMMUNITY NEEDS AND ASPIRATIONS .....	129
2.3. HARMONIZATION OF COMMUNITY NEEDS AND ASPIRATIONS WITH IDENTIFIED KEY DEVELOPMENT GAPS/PROBLEMS/ISSUES .....	130
2.4.0. PRIORITIZATION OF DEVELOPMENT ISSUES .....	141
2.5.0. APPLICATION OF POTENTIALS, OPPORTUNITIES, CONSTRAINTS AND CHALLENGES (POCC).....	141
2.6. IMPACT ANALYSIS .....	164
2.7.0. SUSTAINABLE ENVIRONMENTAL ASSESSMENT (SEA).....	173
2.7.1. Sustainability analysis of the issues (internal consistency/compatibility).....	173
2.7.2. Sustainability Test.....	173
2.7.3. Measures to Address Impacts.....	174
<b>CHAPTER THREE .....</b>	<b>179</b>
<b>DEVELOPMENT PROJECTIONS, ADOPTED GOALS, SUB-GOALS, OBJECTIVES AND STRATEGIES .....</b>	<b>179</b>
3.1. INTRODUCTION.....	179
3.2. DISTRICT DEVELOPMENT FOCUS.....	179
3.3. DISTRICT DEVELOPMENT GOAL .....	179
3.4. PROJECTED DEVELOPMENT REQUIREMENTS FOR 2018-2021.....	179
3.5. ECONOMIC DEVELOPMENT .....	180
3.5.1. Private Sector Development Projections .....	180
3.5.2. Agriculture Productivity Projections.....	180
3.6. SAFEGUARD THE NATURAL ENVIRONMENT AND ENSURE A RESILIENT BUILT ENVIRONMENT .....	181

3.6.1. Roads, water and sanitation Projections.....	181
3.6.2. Settlement Planning Projections.....	181
3.7. SOCIAL DEVELOPMENT.....	182
3.7.1. Educational Projections.....	182
3.7.2. Health Projections.....	182
3.8.0. MAINTAIN A STABLE, UNITED AND SAFE SOCIETY.....	183
3.8.1. Local Governance Projections.....	183
3.8.2. Security Projections.....	183
3.8.3. Gender Projections.....	183
3.9. ADOPTED DEVELOPMENT ISSUES, THEMATIC GOALS, OBJECTIVE AND STRATEGIES FROM NMTDPF, 2018-2021.....	184
<b>CHAPTER FOUR.....</b>	<b>191</b>
<b>DEVELOPMENT PROGRAMMES AND SUB-PROGRAMMES.....</b>	<b>191</b>
4.1. INTRODUCTION.....	191
4.2. PROGRAMME OF ACTION (POA).....	197
4.3. DISTRICT MEDIUM-TERM DEVELOPMENT PLAN (DMTDP).....	208
4.4. INDICATIVE FINANCIAL PLAN.....	232
<b>CHAPTER FIVE.....</b>	<b>234</b>
<b>ANNUAL ACTION PLANS 2018-2021.....</b>	<b>234</b>
<b>CHAPTER SIX.....</b>	<b>295</b>
<b>IMPLEMENTATION OF ANNUAL ACTION PLANS.....</b>	<b>295</b>
6.1. ARRANGEMENTS FOR DATA COLLECTION, COLLATION, ANALYSIS AND USE OF RESULTS.....	309
6.1.1. Data Collection on Projects and Programmes.....	309
6.1.2. Data Analysis and Use of Results.....	310
6.2. REPORTING ARRANGEMENT.....	310
6.3. DISSEMINATION AND COMMUNICATION STRATEGY.....	311
6.3.1. Dissemination of Annual and Quarterly Progress Report.....	311
6.3.2. Strategies for Promoting Dialogue/ Management of Public Expectations Concerning Services.....	311
6.4. EVALUATIONS.....	314
6.4.1. Assessment of Effectiveness of Tools and Approach.....	314
6.4.2. Assessment of Challenges and Constraints.....	314
<b>CONCLUSION.....</b>	<b>317</b>

## LIST OF ACRONYMS

AAB	Appeals Advisory Board
AHME	African Health Market for Equity
AIDS	Acquired Immune Deficiency Syndrome
ASFR	Age-Specific Fertility Rate
AU	Africa Union
BAC	Business Advisory Centre
BNI	Bureau of National Investigation
CBO	Community Based Organisation
CBPRP	Community Based Poverty Reduction Project
CBR	Crude Birth Rate
CBRDP	Community Based Rural Development Project
CDR	Crude Death Rate
CDSW	Community Development and Social Welfare
CHAG	Christian Health Association of Ghana
C-IYFC	Community Infant and Young Feeding Counselling
CSOs	Civil Society Organisations
CWC	Child Welfare Clinic
CWSA	Community Water and Sanitation Agency
DA	District Assembly
DACF	District Assembly Common Fund
DADU	District Agriculture Development Unit
Das	District Assemblies
DCACT	District Centre for Agriculture, Commerce and Technology
DCD	District Co-ordinating Director
DCE	District Chief Executive
DDA	District Director of Agriculture
DDF	District Development Facility
DDMT	District Disaster Management Team

DDO	District Development Officer
DHIS	District Health Insurance Scheme
DHMT	District Health Management Team
DMTDPs	District Medium-Term Development
DoP	Department of Planning
DOVVSU	Domestic Violence and Victims Support Unit
DPCU	District Planning and Coordinating Unit
DPO	District Planning Officer
DPs	Development Partners
DWST	District Water and Sanitation Team
ECG	Electricity Company of Ghana
EHSU	Environmental Health and Sanitation Unit
EIA	Environmental Impact Assessment
EU	European Union
FBOs	Farmer Based Organizations
FCUBE	Free Compulsory Universal Basic Education
FDA	Fanteakwa North District Assembly
GDP	Gross Domestic Product
GE	Green Economy
GES	Ghana Education Service
GETFUND	Ghana Education Trust Fund
GHS	Ghana Health Service
GIFMIS	Ghana Integrated Financial Management Information System
GOG	Government of Ghana
GPRS	Ghana Poverty Reduction Strategy
GSAM	Ghana Strengthening Accountability Mechanism
GSGDA	Ghana Shared Growth and Development Agenda
GWCL	Ghana Water Company Limited
HIPC	Highly Indebted Poor Countries
HIV	Human Immune-deficiency Virus



HR	Human Resource
HRD	Human Resource Development
HRDBS	Human Resource Development and Basic Services
ICT	Information and Communication Technology
IFC	International Finance Cooperation
IGF	Internally Generated Fund
IGR	Internally Generated Revenue
ILGS	Institute of Local Government Studies
IMR	Infant Mortality Rate
KG	Kindergarten
LEAP	Livelihood Empowerment Against Poverty
LED	Local Economic Development
LGPRSP	Local Governance – Poverty Reduction Support Programme
LOCAL	Local Climate Adaptive Living facility
M&E	Monitoring and Evaluation
MDAs	Ministries, Departments and Agencies
MDGs	Millennium Development Goals
MMDAs	Metropolitan, Municipal, District Assemblies
MOFA	Ministry Of Food and Agriculture
MP	Member of Parliament
MPSP	Manual for the Preparation of Spatial Plans
MSEs	Medium Scale Enterprises
MTDP	Medium-Term Development Plan
MTEF	Medium Term Expenditure Framework
NADMO	National Disaster Management Organisation
NALAG	National Association of Local Authority of Ghana
NCCE	National Commission for Civic Education
NCCP	National Climate Change Policy
NDPC	National Development Planning Commission

NDPS	National Development Planning Systems
NEPAD	New Partnership for Africa's Development
NGO	Non-Governmental Organisation
NHIA	National Health Insurance Agency
NHIS	National Health Insurance Scheme
NM	Net Migration
NMTDPF	National Medium-Term Development Plan Framework
OIC	Organisation of Islamic Cooperation
PA	Planning Authority
PHC	Population and Housing Census
PM	Presiding Member
PoA	Programme of Action
POCC	Potentials, Opportunities, Constraints and Challenges
PPD	Physical Planning Department
PPM	Poverty Profiling and Mapping
PPO	Physical Planning Officer
PPP	Policies, Programmes and Projects
PPSC	Priorities for Private Sector Competitiveness
PSC	Private Sector Competitiveness
PWDs	People With Disabilities
RCCs	Regional Co-ordinating Councils
REGSEC	Regional Security Council
RELC	Research Extension-Farmers Linkage Committee
RPCUs	Regional Planning Co-ordinating Units
RTIMP	Root and Tuber Improvement Programme
SAM	Severe Acute Malnutrition
SD	Sustainable Development
SDA	Seventh Day Adventist
SDCP	Sub-District Council Plans
SDCs	Sub-District Councils

SDDP	Sub-District Development Plans
SDGs	Sustainable Development Goals
SDS	Sub-District Structures
SEA	Strategic Environmental Assessment
SHS	Senior High School
SIF	Social Investment Fund
SMART	Specific, Measurable, Achievable, Realistic and Time- bound
STI	Sexually Transmitted Infection
STME	Science, Technology and Mathematics Education
SWOT	Strengths, Weaknesses, Opportunities and Threats
UN	United Nations
UNCDF	United Nations Capital Development Fund
UTA	Urban / Town / Area
VIP	Ventilated Improved Pit
WAAPP	West Africa Agriculture Production Programme
WATSAN	Water and Sanitation
WC	Water Closet

## LIST OF FIGURES

Figure 1:1 Analysis of the Planned Projects and Programmes for 2014-2017 .....	62
Figure 1:2 Personnel Emoluments (Wages and Salaries) .....	65
Figure 1.3: 2014-2017 Capital Expenditures/Assets.....	65
Figure 1.4: Goods and Services .....	66
Figure 1.5: 2014 Income .....	70
Figure 1. 6: 2015 Income.....	90
Figure 1.7: 2016 Income .....	70
Figure 1.8: 2017 Income.....	90
Figure 1. 9: DACF/DDF .....	71
Figure 1.10: Map of Fanteakwa North District.....	77
Figure 1.11: Drainage Map of Fanteakwa North District .....	79
Figure 1. 12: Map of Fanteakwa North District Forest Reserve .....	82
Figure 1.13: Main Source of Water for other domestic use.....	85
Figure 1.14: Flood Prone Areas in Fanteakwa North District. ....	87
Figure 1.15: Fanteakwa North District Flood Risk Map.....	88
Figure 1.17: Galamsey Areas in Fanteakwa District .....	<b>Error! Bookmark not defined.</b>
Figure 1.18: Population Distribution .....	89
Figure 1.19: Population Density Map.....	90
Figure 1.20: Population Pyramid. ....	91
Figure 1.21: Fanteakwa North Road Network Map.....	95
Figure 1.22: Distribution of Sanitation Facilities.....	96
Figure 1.23: Structure of the Local Government System .....	<b>Error! Bookmark not defined.</b>
Figure 1.24: Organogram.....	100
Figure 1.25: Communities with Fulani Herdsmen .....	111
Figure 1.26: Employed Population by Occupation and Sex .....	113
Figure 1.27: Fanteakwa North District Markets. ....	117
Figure 1.28: School Infrastructure. ....	121
Figure 1.29: Map of Fanteakwa North Health Facilities.....	122

## LIST OF TABLES

Table 1:1. Performance of Fanteakwa North District Assembly for 2014.....	3
Table 1.2: Performance of Fanteakwa North District Assembly for 2015.....	4
Table 1.3: Performance of Fanteakwa North District Assembly for 2016.....	33
Table 1.4: Performance of Fanteakwa North District Assembly for 2017.....	46
Table 1.5: Total Releases from Government of Ghana.....	64
Table 1.6: Sources of Financial Resources for Fanteakwa .....	67
Table 1.7: Human Resource Capacity.....	73
Table 1.8: Available Resources and Resource Gaps.....	73
Table 1.9: Major Soil Associations and Their Characteristics.....	80
Table 1.10: Female-Male Assembly Staff Record.....	93
Table 1.11: Transportation Route .....	94
Table 1.12: Economic Development.....	97

Table 1.13: Social Development.....	97
Table 1.14: Environment, Infrastructure and Human settlement.....	98
Table 1.15: Governance, Corruption and Public Accountability.....	98
Table 1.16: Scalogram for Fanteakwa North District.....	100
Table 1.17: Major Markets Days and Commodities.....	116
Table 1.18: Commodity Flows in the District.....	117
Table 1.19: Estimated Production Levels of Major Food and Cash Crops.....	118
Table 1.20: Malnutrition by Sub-districts.....	120
Table 1.21: School Infrastructure and Enrolment.....	121
Table 1.22: Health Facilities and their Locations.....	122
Table 1.23: Top Ten OPD Attendance.....	123
Table 1.24: Trend of Maternal deaths, still births & Neonatal Deaths.....	124
Table 1.25: Summary of key development issues of GSGDA II.....	126
Table 2.1: Prioritized issues of Urban/Town and area Councils.....	131
Table 2.2: Key for Scoring.....	132
Table 2.3: Harmonization of Community Needs and Aspirations with Identified Development Problems/ Issues from review of Performance and Profiling from 2018-2021.....	133
Table 2.4: Identified Development Issues under GSGDA II and NMTDPF – 2018-2021.....	135
Table 2.5: Adopted Goals and Issues of SMTDP.....	139
Table 2.6: Application of POCC.....	140
Table 2.7: Impact Analysis.....	144
Table 2.8: Compound Matrix showing Linkages between Policy Objectives and Environmental Issues.....	166
Table 2.9: Sustainability Test.....	175
Table 2.10: Results of the Sustainability Test.....	176
Table 2.11: Sustainable Prioritized Issues as Categorized under themes and Goals.....	176
Table 3.1: Population Projection 2018-2021.....	183
Table 3.2: 20 Largest Communities.....	183
Table 3.3: Relevant Policy Objectives and Strategies Adopted from the NMDTPF 2018- 2021.....	187
Table 4.1: Development Programmes and sub- programmes for 2018-2021.....	197
Table 4.2: Programme of Action 2018-2021.....	208
Table 4.3: Prioritization Programme Matrix.....	231
Table 5.1: 2018 Annual Action Plan.....	235
Table 5.2: 2019 Annual Action Plan.....	249
Table 5.3: 2020 Annual Action Plan.....	263
Table 5.4: 2021 Annual Action Plan.....	278
Table 6.1: Implementation Schedule.....	294
Table 6.2: Monitoring and Evaluation Matrix.....	295
Table 6.3: Communication Activity Matrix.....	318
Table 6.4: Evaluation Matrix.....	322

# **EXECUTIVE SUMMARY**

## **INTRODUCTION**

Chapter 20 of the 1992 Constitution of the Republic of Ghana provides for “Decentralization and Local Government” that creates a framework for citizens’ participation in decision-making and local governance. The authority of Local development planning under the decentralized planning system is assigned to District Assemblies. Participatory approaches to planning are required with the identification of communities’ problems forming the basis of prioritization of development efforts.

The National Development Planning (System) Act, 1994 (Act 480) provides the legislative framework for decentralized planning in Ghana. By this Act, District Assemblies are the District Planning Authorities and the function of development planning is transferred to them. They are also responsible for the implementation of development policies and programmes coordinated by the National Development Planning Commission (NDPC).

The District Medium-Term Development Plan (DMTDP) 2018-2021, a 4- year plan for the Fanteakwa North District Assembly was prepared based on the guidelines issued by the NDPC which was to facilitate the translation of the Medium-Term Development Policy Framework into programmes, projects and activities to be implemented for the benefit of the people.

### **Background of Fanteakwa North District**

The Fanteakwa North District Assembly was carved out of the old Fanteakwa District Assembly by L. I. 2346 of 2017 in pursuance of the Government’s Decentralization Policy and local government reform policy with Begoro as its capital. The District lies within longitudes ‘0°32.5’ West and ‘0°10’ East and between Latitudes 6°40’. It lies 762 metres above sea level and has an average temperature of 24°C.

The district is located within the central part of the Eastern Region of Ghana and shares boundaries to the West by Kwahu South, to the North by Kwahu East, to the South by Abuakwa North, to the East by Manya Krobo and Yilo Krobo and to the South-West by Atiwa East.

The District had a population of Sixty Five Thousand Four Hundred and Seventy One (65,471) with males constituting Thirty-Two Thousand Seven Hundred and Thirty-Seven (32,737) whilst females make up Thirty-Two Thousand, Seven Hundred and Thirty-Four (32,734). The projected population for 2018 is 66,714 (2010 Population and Housing Census (PHC)).

Ethnicity in the district is varied with majority being Akans constituting 43.7%, followed by the Ga-dangmes who constitutes 40.1% and the Ewes, 7.9%, Northern tribes (Mole dagbani, Frafra, Kotokoli, Gurma, Grusi and Mande) and Guan account for 5.5% and 2.3% of the district’s population with 0.5% for other tribes respectively.

## **Vision of the Assembly**

Developed district through sustainable and vibrant agriculture production, tourist promotion and improved service delivery.

## **Mission Statement**

The Fanteakwa North District Assembly exists to improve the wellbeing of the people through effective and efficient mobilization and utilization of its resources and to provide an avenue for the people's participation in Local Governance.

## **Functions of the Assembly**

The District Assembly is the highest administrative and political authority of the district. It exercises deliberative, legislative and executive functions. It is expected to perform the following functions, as provided in Section 12 of the Local Governance Act, 2016 (Act 936). The Assembly is;

- responsible for the overall development of the district;
- Formulate and execute plans, programmes and strategies for the effective mobilization of the resources necessary for the overall development of the district
- Promote and support productive activity and social development in the district and remove any obstacles to initiative and development;
- Sponsor the education of students from the district to fill particular manpower needs of the district especially in the social sectors of education and health, making sure that the sponsorship is fairly and equitably balanced between male and female students;
- Initiate programmes for the development of basic infrastructure and provide municipal works and services in the district;
- Development, improvement and management of human settlements and the environment in the district;
- Co-operation with the appropriate national and local security agencies, be responsible for the maintenance of security and public safety in the district;
- Ensure ready access to courts in the district for the promotion of justice;
- Act to preserve and promote the cultural heritage within the district;
- Initiate, sponsor or carry out studies that may be necessary for the discharge of any of the duties conferred by this Act or any other enactment; and
- Perform any other functions that may be provided under another enactment.
- The Assembly shall as well take steps and measures that are necessary and expedient to; execute approved development plans for the district;
- Guide, encourage and support sub-district local structures, public agencies and local communities to perform their functions in the execution of approved development plans;
- Initiate and encourage joint participation with other persons or bodies to execute approved development plans;

- Promote or encourage other persons or bodies to undertake projects under approved development plans; and
- Monitor the execution of projects under approved development plans and assess and evaluate their impact on the development of the district and national economy in accordance with government policy.

The FNDA as well co-ordinates, integrate and harmonizes the execution of programmes and projects under approved development plans and other development programmes promoted or carried out by Departments, public corporations and other statutory bodies and non-governmental organizations in the district.

### **Core Values**

**Professionalism:** we deliver services to the people and stakeholders without compromise. We deliver on our mandates in the interest of the people.

**Transparency and Accountability:** we are responsible to our employer and the people we serve. Decision making and actions are taken with openness.

**Participation:** in the process of providing services to the people, we ensure that the beneficiaries which include stakeholders and the communities are consulted by soliciting for their inputs in our actions and development matters.

**Client focus:** the staff are very particular about clients' needs and therefore determined to take actions to satisfy them and in their own interest.

**Timeliness:** we provide services to stakeholders with a sense of urgency and timeously.

### **Process of Preparing the DMTDP**

The Fantakwa North District Assembly used participatory method in preparing the plan. The following activities were carried out;

- A plan preparation team of nine (9) members within the District Planning Co-ordinating Unit (DPCU) was formed to coordinate the plan preparation.
- The General Assembly, the sub-committees, communities as well as the Urban/ Town and Area Councils were sensitized, on the 2018-2021 District Medium-Term Development Plan (DMTDP).
- The team collected and analyzed data from the departments, the private sector and the sub-structures.
- The performance of the implementation of the GSGDA II of the District Medium Term Development Plan (2014-2017) was reviewed with the objective of evaluating the extent to which the projects and programmes were implemented, the achievements and failures, challenges faced and the way to improve upon future plans implementation.
- Community Needs Assessment was conducted in all Urban, Town and Area Councils to solicit for the needs of the people with representatives from all the 49 electoral areas.



- Two (2) public fora were held at the General Assembly. The first was on validation of the issues identified during the problem identification, analysis of data to review/update the district profile and the district's performance under the 2014-2017 GSGDA II. The second was on the discussion of the draft district development plan.

### **Objectives of the Plan**

The objective of the plan was to involve major stakeholders in the preparation and produce a plan that meets the needs and aspirations of the people.

It was also to facilitate the achievement of the district's goal of "improved living standard of the people through modernized and increase agriculture production within a decentralized environment and efficient local government administration.

### **Scope and direction of development programmes, sub-programmes and activities for 2018-2021**

The District Medium-Term Development Plan (DMTDP) 2018-2021, a 4- year plan for the Fanteakwa North District Assembly was prepared based on the guidelines issued by the NDPC which was to facilitate the translation of the Medium-Term Development Policy Framework (MTNDPF, 2018 – 2021) into programmes, sub-programmes and activities to be implemented for the benefit of the people. The plan was prepared under the following dimensions:

1. Economic Development
2. Social Development
- 3 Environments, Infrastructure and Human Settlement
4. Governance, Corruption and Public Accountability

The Development Plan was as well prepared within the framework of implementation of the international development frameworks such as AU Agenda 2063, UN Agenda 2030 (SDGs).

### **Indicative Budget, Financial Plan and Expected Outcomes**

Financing the activities in the plan for the four (4) year period will require an estimated amount of **Twenty – One million Nine Hundred and Fifty-three Thousand Two Hundred Ghana cedis (GHC21,953,200.00)**. A greater proportion of this fund about (90%) will come from grants.

A larger share of the district's expenditure would be on Social Service delivery. This is due to the increasing demand on health and educational facilities in the district. Management and Administration followed and the reason being that it is the pivot around which the activities of the departments revolve.

The plan implementation would be financed from both external and internal funding sources. The external sources of funds includes; Central government Transfers, DACF, DDF, GETFUND, NGOs' among others. The IGF includes; property rates, royalties, licenses, fees, among others.

# CHAPTER ONE

## PERFORMANCE REVIEW AND PROFILE/CURRENT SITUATION/BASELINE

### 1.1. INTRODUCTION

This section is to review the performance of the Assembly in the implementation of the GSGDA II (2014-2017). The review is to assess the level of implementation of the planned projects and programmes and other interventions and identify some of the problems/challenges identified during the implementation and the actions taken to address them. This is to serve as a feedback mechanism and a guide for the 2018-2021 plans.

Other issues that would be examined under the review are the income and expenditure performance.

### 1.2.0. VISION, MISSION, CORE VALUES AND FUNCTIONS

#### 1.2.1. Vision

Developed district through sustainable and vibrant agriculture production, tourist promotion and improved service delivery.

#### 1.2.2. Mission Statement

The Fantekwa North District Assembly exists to improve the wellbeing of the people through effective and efficient mobilization and utilization of its resources and to provide an avenue for the people's participation in Local Governance.

#### 1.2.3. Core Values

- ❖ **Professionalism:** we deliver services to the people and stakeholders without compromise. We deliver on our mandates in the interest of the people.
- ❖ **Transparency and Accountability:** we are responsible to our employer and the people we serve. Decision making and actions are taken with openness.
- ❖ **Participation:** in the process of providing services to the people, we ensure that the beneficiaries which include stakeholders and the communities are consulted by soliciting for their inputs in our actions and development matters.
- ❖ **Client focus:** the staff are very particular about clients' needs and therefore determined to take actions to satisfy them and in their own interest.
- ❖ **Timeliness:** we provide services to stakeholders with a sense of urgency and timeously.

#### 1.2.4. Functions of the Assembly

The District Assembly is the highest administrative and political authority of the district. It exercises deliberative, legislative and executive functions. It is expected to perform the following functions, as provided in Section 12 of the Local Governance Act, 2016 (Act 936). The Assembly is;

- responsible for the overall development of the district;
- to formulate and execute plans, programmes and strategies for the effective mobilisation of the resources necessary for the overall development of the district
- to promote and support productive activity and social development in the district and remove any obstacles to initiative and development;
- to sponsor the education of students from the district to fill particular manpower needs of the district especially in the social sectors of education and health, making sure that the sponsorship is fairly and equitably balanced between male and female students;
- to initiate programmes for the development of basic infrastructure and provide municipal works and services in the district;
- for the development, improvement and management of human settlements and the environment in the district;
- in co-operation with the appropriate national and local security agencies, be responsible for the maintenance of security and public safety in the district;
- to ensure ready access to courts in the district for the promotion of justice;
- to act to preserve and promote the cultural heritage within the district;
- to initiate, sponsor or carry out studies that may be necessary for the discharge of any of the duties conferred by this Act or any other enactment; and
- to perform any other functions that may be provided under another enactment.
- The FNDA shall as well take steps and measures that are necessary and expedient to; execute approved development plans for the district;
- guide, encourage and support sub-district local structures, public agencies and local communities to perform their functions in the execution of approved development plans;
- initiate and encourage joint participation with other persons or bodies to execute approved development plans;
- promote or encourage other persons or bodies to undertake projects under approved development plans; and
- monitor the execution of projects under approved development plans and assess and evaluate their impact on the development of the district and national economy in accordance with government policy.

The FNDA as well co-ordinates, integrate and harmonizes the execution of programmes and projects under approved development plans and other development programmes promoted or carried out by Departments, public corporations and other statutory bodies and non-governmental organizations in the district.

### **1.3.0. Analysis of District Performance under GSGDA II (2014-2017)**

The performance review under the GSGDA II (2014-2017) was conducted to ascertain the level of achievement of the objectives in the DMTDP (2014-2017). Sources of data for the analysis were from the District's Annual Progress Reports, M&E reports, Fanteakwa GSS report among others. The performance review which on annual basis as shown in table 1.1 to 1.4 analysed programmes and projects implementations and their level of achievements as well as the fund inflows within the review period.

**Table 1.1. Performance of Fanteakwa District Assembly for 2014.**

<b>Thematic Area:</b> Enhancing Competitiveness in Ghana's Private Sector						
<b>Policy Objective:</b> To promote tourism and enhance Local Economic Development (LED)						
<b>Programmes</b>	<b>Sub-Programme</b>	<b>Broad Project/Activity</b>	<b>Indicators</b>			<b>Remarks</b>
			<b>Baseline (2013)</b>	<b>MTDP Target</b>	<b>Achievement</b>	
Economic Development	Trade, Tourism and Industrial development	Develop tourist sites in the district	0	2	0	Not implemented
Infrastructure Delivery And Management	Infrastructure Development	Construct ware house at Ehiamankyene marke	0	100%	0	Not implemented
Infrastructure Delivery And Management	Infrastructure Development	Construct ware house at Ahomahomasu market	0	100%	0	Not implemented
Infrastructure Delivery And Management	Infrastructure Development	Construct fence wall at Ahomahomasu market	0	100%	0	Not implemented
Infrastructure Delivery And Management	Infrastructure Development	Gravel Ahomahomasu market ground	0	100%	0	Not implemented
Infrastructure Delivery And Management	Infrastructure Development	Construct 2-No sheds at Ehiamankyene market	1	2	2	Fully implemented
Management and Administration	General Administration	Purchase land for Extension of Ehiamankyene market	0	100%	0	Not implemented
Management and Administration	General Administration	Establishment of lakeside market at Dedeso	0	100%	100%	Fully implemented
Economic Development	Trade, Tourism and Industrial development	Technology Improvement & Packaging Training in Cassava Processing (Gari)	35	50	60	Fully implemented
Economic Development	Trade, Tourism and Industrial development	Business Counseling	150	100	88	On-going
Economic Development	Trade, Tourism and Industrial	Technology improvement & Packaging Training in Palm	80	50	66	Fully implemented

	development	oil Extraction				
Economic Development	Trade, Tourism and Industrial development	Technology improvement &Packaging Training in Soap making	75	50	44	On-going
Economic Development	Trade, Tourism and Industrial development	Organize clients to participate in annual Clients' Exhibition& Trade Show	0	20	0	Not implemented
Economic Development	Trade, Tourism and Industrial development	Training in records keeping for vegetable exporters	3	10	13	Implemented but not in MTDP
Economic Development	Trade, Tourism and Industrial development	Marketing for smaller business	15	10	14	Implemented but not in MTDP
Economic Development	Trade, Tourism and Industrial development	Training in Strategic planning	4	10	14	Implemented but not in MTDP
Economic Development	Trade, Tourism and Industrial development	Technology improvement& Finishing in Welding & Fabrication	0	10	18	Implemented but not in MTDP
<b>Thematic Area;</b> Accelerated Agriculture Modernization and Sustainable Natural Resource Management						
<b>Policy Objective:</b> to increase the capacity to mitigate and reduce the impact of natural disasters, risks and vulnerability and increase food security by December 2014						
Environmental And Sanitation Management	Disaster prevention and Management	Organize disaster forums	12	10	4	Started but abandoned
Environmental And Sanitation Management	Disaster prevention and Management	Pre-flooding exercise and education campaigns	-	5	1	Started but abandoned
Environmental And Sanitation Management	Disaster prevention and Management	Organize education campaigns and Stockpile items	-	3	3	Fully implemented

Environmental And Sanitation Management	Natural Resource Conservation	Support for Climate Change project (education and tree planting)	-	100 trees	50 trees	On-going( 50 trees planted at the compound of District Assembly block and along main streets
Environmental And Sanitation Management	Natural Resource Conservation	Landscape the compounds of the District Assembly and Staff bungalows	-	20 trees	30 trees	Fully implemented
Environmental And Sanitation Management	Natural Resource Conservation	Sensitise the public and create awareness	-	3 times	1	On-going (one sensitization program organized
Economic Development	Agricultural Development	Establish 4 improved maize(high yielding) demonstration field	3	4	0	Not implemented
Economic Development	Agricultural Development	Train 22 AEAS in improved animal husbandry and management practices	27	22	0	Not implemented
Economic Development	Agricultural Development	Develop targeted extension message on inputs use to avoid mis-application of agro chemicals	-	8000 farmers	7901 farmers	Fully implemented
Economic Development	Agricultural Development	Adopt the use of mass communication in agric extension delivery of improved agric technologies	-	300	210 benefitted from plant health service	Fully implemented
Economic Development	Agricultural Development	Organize District Level Celebration of National	-	20 farmers	27 farmers awarded	Fully implemented

		Farmers Day Event				
Economic Development	Agricultural Development	Updates and dissemination of existing technologies (field and home visits)	-	4,608 visits	3,293 visits	On-going
Economic Development	Agricultural Development	Establish four (4) on –farm demonstrations into low cost appropriate technologies and deliver them as package	-	4	0	Not implemented
Economic Development	Agricultural Development	Monitor the price of Agric-inputs in relation to tax wavier to ensure that wavier are enjoyed by beneficiaries	-	48 weeks	48 weeks	Fully implemented (input prices taken weekly by market enumerators)
Economic Development	Agricultural Development	Cultivate model farms	-	20	0	Not implemented

**Thematic Area:** Human Development Productivity and Employment

**Policy Objective:**

Social Services Delivery	Education and Youth Development	Completion of 3-Unit classroom block at Juaso	60%	100%	100%	Fully implemented
Social Services Delivery	Education and Youth Development	Construction of 2-Unit K.G at Kwahu Meyiasu	0%	100%	100%	Fully implemented
Social Services Delivery	Education and Youth Development	Construction of 3-Unit classroom block with auxiliary facilities at Abourso	40%	100%	60%	On-going (at Super structure level)
Social Services Delivery	Education and Youth Development	Completion of 2-Unit K.G block with office and store at Bosuso Islamic	45%	100%	45%	Started but abandoned (lintel level)
Social Services Delivery	Education and Youth Development	Construction of 1No. 2-Unit KG Block with ancilliary facilities at Nsutam Islamic	0	100%	0	Not implemented



		School				
Social Services Delivery	Education and Youth Development	Construction of 1No. 3-Unit Classroom Block with ancilliary facilities at Asarekwao	0	100%	0	Not implemented
Social Services Delivery	Education and Youth Development	Construction of 1No. 6-Unit Classroom Block with ancilliary facilities at Ganyokope	0	100%	0	Not implemented
Social Services Delivery	Education and Youth Development	Support for brilliant but needy students	-	150	45	Started but abandoned
Social Services Delivery	Education and Youth Development	Support for my first day at school 2014/2015 academic year	-	6 circuits	6 circuits	Fully implemented
Social Services Delivery	Education and Youth Development	The Ghana school feeding programme (provide nutritious lunch during school days) Support sports and cultural activities	26 schools	29	29	Fully implemented
Social Services Delivery	Education and Youth Development	Provision for 2014 District level Independence Anniversary Celebration	-	100%	100%	Fully implemented
Social Services Delivery	Education and Youth Development	Completion of works on the extension of G.E.S office annex at Begoro	20%	100%	20%	Started but abandoned (foundation level)
Social Services Delivery	Education and Youth Development	Sponsorship for Nurse Trainees	-	20	0	Not implemented
Social Services Delivery	Education and Youth Development	Support for HIV/AIDS programme	-	100%	100%	Fully implemented
Social Services	Education and Youth	Support for support	-	100%	100%	Fully implemented

Delivery	Development	HIV/AIDS programme				
Social Services Delivery	Education and Youth Development	District Response Initiative (HIV/AIDS)	-	100%	100%	Fully implemented
Social Services Delivery	Education and Youth Development	Construction of 2-No Bedroom self contain at Adakope CHPS compound	-	100%	0%	Not implemented
Social Services Delivery	Education and Youth Development	Construction of 2-No Bedroom self contain at Amotare CHPS compound	-	100%	0%	Not implemented
Social Services Delivery	Education and Youth Development	Construction of 2-No Bedroom self contain at Asirebuso CHPS compound	-	100%	0%	Not implemented
Social Services Delivery	Education and Youth Development	Construction of 2-No. CHPs Compound at Asedja-Akwadum and Papramantang	-	100%	0%	Not implemented
Social Services Delivery	Education and Youth Development	Support immunization programmes	-	100%	100%	Fully implemented
<b>Thematic Area</b>	Infrastructure and Human Settlement Development					
<b>Policy Objective:</b>						
Infrastructure Delivery And Management	Infrastructure Development	Construction of 3 No. speed ramps on the Begoro Town hospital road	-	100%	0%	Not implemented
Infrastructure Delivery And Management	Infrastructure Development	Construction of 6-No. passenger waiting sheds at Asarekwao, Akoradako, Feyiase, Owusukrom, Outater	-	100%	0%	Not implemented
Infrastructure Delivery And Management	Infrastructure Development	Construction of drains at Ahomahomasu market	-	100%	0%	Not implemented
Infrastructure Delivery And Management	Infrastructure Development	Reshaping of roads	-	100%	70%	On-going
Infrastructure Delivery	Infrastructure	Rehabilitation of Grader	-	100%	100%	Fully implemented

And Management	Development					
Infrastructure Delivery And Management	Infrastructure Development	Dredging of Dansor River near S.D.A	-	100%	100%	Fully implemented
Infrastructure Delivery And Management	Infrastructure Development	Bitumen surfacing of DCE's residence road	-	100%	0%	Not implemented
Management And Administration	General Administration	Provision for sanitation activities	-	100%	70%	On-going
Infrastructure Delivery And Management	Infrastructure Development	Construction of 14-seater Aqua-privy at Oboohu	-	100%	100%	Fully implemented
Management And Administration	General Administration	Promotion of 20-No. VIP toilet	-	100%	0%	Not implemented
Infrastructure Delivery And Management	Infrastructure Development	Construction of 14-seater W.C toilet at Osino	-	100%	0%	Not implemented
Management And Administration	General Administration	Provision for Zoom lion Ghana Limited for refuse disposal in the district	-	100%	100%	Fully implemented
Management And Administration	General Administration	Provision for Zoom lion Ghana limited for fumigation	-	100%	100%	Fully implemented
Infrastructure Delivery And Management	Infrastructure Development	Construction of 14-seater Aqua privy toilet at Ahomahomasu market	-	100%	80%	On-going (roofing level)
Infrastructure Delivery And Management	Infrastructure Development	Construction of 14-seater Aqua privy toilet at Ehiamankyene	-	100%	0%	Not implemented
Management And Administration	General Administration	Preparation of DWST plan	-	100%	0%	Not implemented
Infrastructure Delivery And Management	Infrastructure Development	Rehabilitation of slaughter house	-	100%	0%	Not implemented
Infrastructure Delivery And Management	Infrastructure Development	Construction of 4No. Urinary at Osino lorry station, Begoro lorry station and District	-	100%	60%	On-going (Plastering level)

		magistrate court at Begoro				
Management And Administration	General Administration	Leveling of (1) final waste disposal site	-	1	1	Fully completed
Infrastructure Delivery And Management	Infrastructure Development	Drilling of 10-No. boreholes in Abroahoho and other	-	10	4	On-going (inadequate funds)
Infrastructure Delivery And Management	Infrastructure Development	Rehabilitate 10 No. Boreholes	-	10	0	Not implemented
Infrastructure Delivery And Management	Infrastructure Development	Extension of Bosuso small town water supply system to Adjeikrom	-	100%	0%	Not implemented
<b>Thematic Area; Transparent and Accountable Governance</b>						
<b>Policy Objective:</b>						
Social Services Delivery	Social Welfare and Community Development	Support to People With Disabilities (PWD)	-	100	77	Fully implemented
Social Services Delivery	Social Welfare and Community Development	Purchase of office equipment	-	1 motorbike	0	Not implemented
Social Services Delivery	Social Welfare and Community Development	Community sensitization on issues of disability	-	10	5	On-going
Social Services Delivery	Social Welfare and Community Development	Procurement of stationary, fuel and meeting allowances with Disabilities	-	100%	80%	On-going
Social Services Delivery	Social Welfare and Community Development	Community sensitization on child labour and child abuse	-	10 communities	8	On-going
Social Services Delivery	Social Welfare and Community Development	Education on HIV/AIDS and family planning	-	1	1	Fully implemented
Social Services	Social Welfare and	Education on HIV/AIDS and	-	15 communities	6 communities	On-going

Delivery	Community Development	family planning in 15 communities				
Social Services Delivery	Social Welfare and Community Development	Sensitisation on child labour and child abuse in 10 communities	-	10 communities	10 communities	Fully implemented
Social Services Delivery	Social Welfare and Community Development	Identification and registration of street children	-	200	538	Fully implemented
Social Services Delivery	Social Welfare and Community Development	Identification, registration and monitoring of game centres in 8 communities	-	8 communities	2 communities	On-going
Social Services Delivery	Social Welfare and Community Development	Community sensitization on government policies and programmes	-	40 communities	3 communities on LEAP programme	On-going
Social Services Delivery	Social Welfare and Community Development	Organizing 70 adult education and mass meeting for men and women	-	70	245	Fully implemented
Social Services Delivery	Social Welfare and Community Development	Training of 250 women in soap making, teach women basic book-keeping and assist women group to access loan		250	205	On-going
Infrastructure Delivery And Management	Physical and Spatial Planning	Support for Street Naming and property addressing numbering system	-	100%	80%	On-going (13 streets named and 68 synages installed)
Infrastructure Delivery And Management	Physical and Spatial Planning	Organize public education on appropriate land use	-	10 communities	3 communities	On-going
Infrastructure Delivery And Management	Physical and Spatial Planning	Sensitize the public on the street naming	-	5 communities	5	Fully implemented
Infrastructure Delivery And Management	Physical and Spatial Planning	Tracking and digitizing street	-	3 pilot towns	3 (Begoro, Osino and Nsutam)	Fully implemented
Infrastructure Delivery	Physical and Spatial	Sensitization programmes on	-	10 communities	2	On-going (Konkonso

And Management	Planning	the role and functions of physical planning				and Kyerekyere)
Infrastructure Delivery And Management	Physical and Spatial Planning	Stakeholders consultation on street Naming	-	10	10	Fully implemented
Management And Administration	General Administration	Establish and strengthen sub-district structures	-	100%	40%	On-going (Sub-structures inaugurated)
Management And Administration	Human Resource Management	Sponsorship for staff capacity building	-	100%	100%	Fully implemented
Management And Administration	Planning, Budgeting and Coordination	Facilitate and consolidate the preparation of department budget	-	100%	100%	Fully implemented
Management And Administration	Planning, Budgeting and Coordination	Attend Regional Budget Hearing	-	100%	100%	Fully implemented
Management And Administration	Planning, Budgeting and Coordination	Quarterly review of budget implementation	-	100%	100%	Fully implemented
Management And Administration	Planning, Budgeting and Coordination	Prepare monthly, quarterly, and review operating reporting on Estimates	-	100%	100%	Fully implemented
Management And Administration	Planning, Budgeting and Coordination	Support for monitoring and co-ordination of programmes and projects in the district	-	100%	100%	Fully implemented
Management And Administration	General Administration	Assistance to traditional authorities	-	100%	100%	Fully implemented
Management And Administration	General Administration	Support for protocol and state function	-	100%	100%	Fully implemented
Infrastructure Delivery And Management	Infrastructure Development	Pavement of Begoro market	-	100%	0%	Not implemented
Infrastructure Delivery And Management	Infrastructure Development	Construction of sheds at the back of 26-unit market stores at Begoro	-	100%	100%	Fully implemented

Infrastructure Delivery And Management	Infrastructure Development	Construction of 1No. Area council office at Ahomahomasu	-	100%	0%	Not implemented
Management And Administration	General Administration	Refurbishment of District Assembly Hall	-	100%	0%	Not implemented
Management And Administration	General Administration	Purchase of 1-No Toyota Double Cabin pick-up for administration	-	100%	0%	Not implemented
Management And Administration	General Administration	Procurement of 1-No. Toyota pick-up for monitoring and coordinating of projects and programmes	-	100%	0%	Not implemented
Management And Administration	General Administration	Procurement of 1-No. Generator/ plant for District assembly office complex	-	100%	100%	Fully implemented
Infrastructure Delivery And Management	Infrastructure Development	Construction of fence wall at Salvation Rehabilitation center	-	100%	0%	Not implemented
Infrastructure Delivery And Management	Infrastructure Development	Construction of workshop at Salvation Army Rehabilitation center	-	100%	100%	Fully implemented
Management And Administration	General Administration	Counter-part funding for donor funded project's	-	100%	0%	Not implemented
Management And Administration	General Administration	Procurement of office equipment and furniture(swirl chairs and tables)	-	100%	0%	Not implemented
Management And Administration	General Administration	Purchase of office equipment	-	100%	40%	On-going
Management And Administration	Human Resource Management	Training of internal audit staff, 3 revenue superintendents and core management staff on	-	100%	0%	Not implemented

		computer assisted audit technique				
Management And Administration	Human Resource Management	Training of Urban/Town/Area council members in planning budgeting, revenue generation, report writing and LI 1967	-	100%	0%	Not implemented
Management And Administration	Planning, Budgeting and Coordination	Preparation of (2014-2017) Development Plan	-	100%	100%	Fully implemented
Management And Administration	Human Resource Management	Training of heads and their HRs of decentralized departments on completion of staff performance appraisal forms	-	100%	100%	Fully implemented
Management And Administration	Human Resource Management	Training of decentralized departments in planning and budgeting	-	100%	0%	Not implemented
Management And Administration	General Administration	Procurement of 2-No, Mower for District Assembly	0	2	1	On-going
Management And Administration	Human Resource Management	Refresher training for executive committee and statutory sub- committees in their roles, functions and responsibilities	-	100%	0%	Not implemented
Management And Administration	General Administration	MPs Development Projects	-	100%	100%	Fully implemented
Management And Administration	General Administration	Support for security in the district	-	100%	100%	Fully implemented
Infrastructure Delivery And Management	Infrastructure Development	Rehabilitation and furnishing of District Chief Executive's Bungalow	-	100%	100%	Fully implemented



Infrastructure Delivery And Management	Infrastructure Development	Rehabilitation and furnishing of District Co-ordinating Director's Bungalow	-	100%	100%	Fully implemented
Infrastructure Delivery And Management	Infrastructure Development	Rehabilitation of Bungalow No.FDA 2	-	100%	100%	Fully implemented
Infrastructure Delivery And Management	Infrastructure Development	Rehabilitation of staff Quarters No.FDA 3	-	100%	100%	Fully implemented
Infrastructure Delivery And Management	Infrastructure Development	Rehabilitation of 1-No. junior staff quarters	-	100%	0%	Not implemented
Infrastructure Delivery And Management	Infrastructure Development	Rehabilitation of 2-No. Quarters at Begoro for District Director of Agric	-	100%	0%	Not implemented
Infrastructure Delivery And Management	Infrastructure Development	Rehabilitation of 2-No. Quarters at Abourso for Department of Agric	-	100%	0%	Not implemented
Infrastructure Delivery And Management	Infrastructure Development	Rehabilitation of 2-No. Quarters at Akaa for the Department of Agric	-	100%	0%	Not implemented
Infrastructure Delivery And Management	Infrastructure Development	Construction of 1No.4-Unit Bedroom Quarters at Peseator	-	100%	0%	Not implemented
Infrastructure Delivery And Management	Infrastructure Development	Construction of 1No.6-Unit Staff Bungalows	-	100%	40%	On-going (Sub-structure)

**Table 1.2: Performance of Fantekwa District Assembly for 2015.**

<b>Thematic Area: Enhancing Competitiveness in Ghana's Private Sector</b>				
<b>Policy Objective: Improve efficiency and competitiveness of MSMEs</b>				
<b>Programmes</b>	<b>Sub-programme</b>	<b>Broad Project/activity</b>	<b>Indicators</b>	<b>Remarks</b>

			<b>Baseline (2013)</b>	<b>MTDP Target</b>	<b>Achievement</b>	
Economic Development	Trade, Tourism and Industrial development	Establish lakeside market at Dedeso	-	100%	100%	Fully implemented
Economic Development	Trade, Tourism and Industrial development	Develop one tourist site Aboabo	-	1	0	Not implemented
Economic Development	Trade, Tourism and Industrial development	Develop Begoro market complex	-	100%	0%	Not implemented
Infrastructure Delivery And Management	Infrastructure Development	Construct ware house at Ehiamenkyene market	-	100%	0%	Not implemented
Infrastructure Delivery And Management	Infrastructure Development	Construct fence wall at Ahomahumasu market	-	100%	0%	Not implemented
Infrastructure Delivery And Management	Infrastructure Development	Construct revenue barriers at Dedeso, Besiboum and Apaa	-	100%	0%	Not implemented
Infrastructure Delivery And Management	Infrastructure Development	Gravel Ahomahomasu market ground	-	100%	0%	Not implemented
Management And Administration	General Administration	Purchase of land for Extension of Ehiamenkyene market	-	100%	0%	Not implemented
Economic Development	Trade, Tourism and Industrial development	Train Farmers in Rabbit Rearing	-	50	87	Fully implemented
Economic Development	Trade, Tourism and Industrial development	Train women's group and unemployed youth in soap making	-	250	115	On-going
Economic	Trade, Tourism and	Train women's group in	-	50	15	On-going

Development	Industrial development	pomade and powder making				
Economic Development	Trade, Tourism and Industrial development	Group development training	-	50	5	On-going
Economic Development	Trade, Tourism and Industrial development	Market Seminar to expand market base for project clients	-	100%	0%	Not implemented
Economic Development	Trade, Tourism and Industrial development	Train clients in strategic planning	-	100%	0%	Not implemented
Economic Development	Trade, Tourism and Industrial development	Stakeholder's conference	-	100%	0%	Not implemented
Economic Development	Trade, Tourism and Industrial development	Small Business Management training in Financial Management	-	100%	0%	Not implemented
Economic Development	Trade, Tourism and Industrial development	Study Tour to Dodowa and Akosombo	-	100%	0%	Not implemented
Economic Development	Trade, Tourism and Industrial development	Community based training in bridal Decoration	-	1	0	Not implemented
<b>Thematic Area:</b> Accelerated Agriculture Modernization and Sustainable Natural Resource Management						
<b>Policy Objective:</b> To improve on the vegetation cover of the district by 45% before December 2015 To increase agriculture productivity by 45% by the end of December 2015						
Environmental And	Natural Resource	Support for climate change	-	100%	100%	Fully implemented

Sanitation Management	Conservation	project (Education and Tree planting				
Environmental And Sanitation Management	Disaster prevention and Management	Organize disaster forums	-	10	6	On-going
Environmental And Sanitation Management	Disaster prevention and Management	Strengthen Volunteer Groups	-	20	0	Not implemented
Environmental And Sanitation Management	Disaster prevention and Management	Organize community floats	3	4	0	Not implemented
Environmental And Sanitation Management	Disaster prevention and Management	Strengthen school disaster clubs and form new ones	-	5	0	Not implemented
Environmental And Sanitation Management	Disaster prevention and Management	Plant tree seedlings	-	200	0	Not implemented
Environmental And Sanitation Management	Disaster prevention and Management	Draw hazard mapping	-	100%	0%	Not implemented
Environmental And Sanitation Management	Disaster prevention and Management	Draw contingency plan	-	100%	0%	Not implemented
Environmental And Sanitation Management	Disaster prevention and Management	Organize staff training	-	100%	0%	Not implemented
Environmental And Sanitation Management	Disaster prevention and Management	Resume DDMT meetings	-	4	0	Not implemented
Environmental And Sanitation	Disaster prevention and Management	Organize education campaigns and stockpile items	-	100%	0%	Not implemented

Management						
Environmental And Sanitation Management	Disaster prevention and Management	Create safe havens	-	100%	0%	Not implemented
Environmental And Sanitation Management	Disaster prevention and Management	Pre-flooding exercise and education campaigns	-	5	0	Not implemented
Environmental And Sanitation Management	Natural Resource Conservation	Propagate more flowers and plants and sell to the public	-	5000	2500	On-going (2500 propagated but not sold out)
Environmental And Sanitation Management	Natural Resource Conservation	Landscapes major roads	-	5	5	Fully implemented
Environmental And Sanitation Management	Natural Resource Conservation	Landscape the compound of the District Assembly	-	100%	100%	Fully implemented
Environmental And Sanitation Management	Natural Resource Conservation	Sensitize the public and create awareness on horticulture	-	2	0	Not implemented
Environmental And Sanitation Management	Natural Resource Conservation	Plant avenue trees	-	100	0	Not implemented
Environmental And Sanitation Management	Natural Resource Conservation	Plant trees along River Akrum	-	100	0	Not implemented
Economic Development	Agricultural Development	Facilitate delivery of Extension technologies by 18 AEAs Supervised by 7 DDOs and monitored and co-ordinated by DDA to farmers and other stakeholders	-			Fully implemented

Economic Development	Agricultural Development	Train 300 vegetable farmers on improved nursery management practices	-	300	0	Not implemented
Economic Development	Agricultural Development	Cultivate model farms	-	2	0	Not implemented
Economic Development	Agricultural Development	Establish 4 improved maize (high yielding) demonstration fields	-	4	0	Not implemented
Economic Development	Agricultural Development	Train 24 AEAS in improved animal husbandry and management practices	-	24	0	Not implemented
Economic Development	Agricultural Development	Develop Targeted Extension Message On Input Use To Avoid Mis- Application of agro chemicals	-	7000	7,314	Fully implemented
Economic Development	Agricultural Development	Monitor the Price Of Agric Inputs In relation to Tax waives To Ensure That waives Are Enjoyed By Beneficiaries	-	100%	0%	Not implemented
Economic Development	Agricultural Development	Adopt The Use Of Mass Communication In Agric Extension Delivery Of Improved Agric Technologies	-	50,000	107,290	Fully implemented
Economic Development	Agricultural Development	Train 700 livestock farmers on general prophylactic and curative treatment of pests and diseases	-	700	0	Not implemented
Economic Development	Agricultural Development	Train 700 farmers on safe use, handling and calibration of	-	700	0	Not implemented

		Agro-chemicals				
Economic Development	Agricultural Development	Conduct plot cut studies i.e. yield studies on selected agro-commodities	-	100%	0%	Not implemented
Economic Development	Agricultural Development	Vaccinate 7,000 dogs and 3,000 cats against rabies	-	7000 dogs 3000 cats	7000 dogs 3000 cats	Fully implemented
Economic Development	Agricultural Development	Train 200 farmers on general post-harvest management practices	-	200	0	Not implemented
Economic Development	Agricultural Development	Organize a 2 – day workshop for chain actors on grading, standards and packaging	1	2	0	Not implemented
Economic Development	Agricultural Development	Conduct training on Group Dynamics for 40 Farmers Based Organizations (FBO) executives	-	40	0	Not implemented
Economic Development	Agricultural Development	Support for National Farmer's Day	-	100%	100%	Fully implemented (31 farmers awarded)
Economic Development	Agricultural Development	Update And Dissemination Of Existing Technologies (Field And Home Visits)	-	3000 visits	3,397 visits	Fully implemented

Economic Development	Agricultural Development	Farmer Field School on improved cocoyam and sweet potato varieties organized by (WAAPP)	-	2 communities	2	implemented but not in DMTDP
Economic Development	Agricultural Development	Production and distribution of improved cassava planting materials to farmers under RTIMP	-	100%	65%	On-going implemented not in DMTDP
<b>Thematic Area: Human Development Productivity and Employment</b>						
<b>Objective:</b> To increase educational infrastructure by 45% by the end of 2015. To improve educational performance of schools by 40% by December, 2015 To increase health care delivery in the district by 45% by December 2015						
Social Services Delivery	Education and Youth Development	Construction of 3-Unit classroom block with auxiliary facilities at Abourso	-	100%	70%	On-going (Plastering level)
Social Services Delivery	Education and Youth Development	Completion of 1No. 2-Unit K.G block with office and store at Bosuso	-	100%	60%	Started but abandoned (intel level)
Social Services Delivery	Education and Youth Development	Completion of works on the Extension of GES Office Annex	-	100%	30%	Started but abandoned (foundation level)
Social Services Delivery	Education and Youth Development	Construction of 1No.2-unit KG block with ancillary facilities at Nsutam Islamic	-	100%	0%	Not implemented
Social Services Delivery	Education and Youth Development	Construction of 1No.2-unit classroom block with ancillary facilities Asarekwao	-	100%	0%	Not implemented
Social Services	Education and	Construction of community	-	100%	29%	On-going (foundation



Delivery	Youth Development	SHS at Dorminase				level)
Social Services Delivery	Education and Youth Development	Construction of 1.No.6-unit classroom block with ancillary facilities at Ganyoko	-	100%	100%	Fully implemented
Social Services Delivery	Education and Youth Development	Support sports and cultural activities in the district	-	100%	0%	Not implemented
Social Services Delivery	Education and Youth Development	Support for brilliant but needy students	-	50	25	On-going
Social Services Delivery	Education and Youth Development	Support for my first day at school 2015/2016 academic year	-	6 circuits	6 circuits	Fully implemented
Social Services Delivery	Education and Youth Development	The Ghana school feeding programme (provide nutritious lunch during school days)		35 schools	29 schools	On-going
Social Services Delivery	Education and Youth Development	Provision for STME activities in the district	-	100%	0%	Not implemented
Social Services Delivery	Health Delivery	Support for HIV/AIDS programme in the district	-	100%	100%	Fully implemented
Social Services Delivery	Health Delivery	Sponsorship to Nurse Trainees	-	50	0	Not implemented
Infrastructure Delivery And Management	Infrastructure Development	Construct 2-No Bedroom self-contain at Adakope CHPS compound	-	100%	0%	Not implemented
Infrastructure Delivery And Management	Infrastructure Development	Construct 2-No Bedroom self-contain at Amotare CHPS compound	-	100%	0%	Not implemented
Infrastructure Delivery And Management	Infrastructure Development	Construct 2-No Bedroom self-contain at Asirebuso CHPS compound	-	100%	0%	Not implemented
Infrastructure	Infrastructure	Construct 1-No CHPS	-	100%	0%	Not implemented

Delivery And Management	Development	compound at Nsutam				
Infrastructure Delivery And Management	Infrastructure Development	Construct 2-No CHPS compound at Asedja-Akwadum and Papramanteng	-	100%	0% Asedja-Akwadum 19% Papramantang	On-going (foundation level)
<b>Thematic Area</b> Infrastructure and Human Settlement Development						
<b>Policy Objective:</b> To improve on the road network and electricity supply in the district by 40% by December 2015. To improve on sanitation by 40% by the end of December 2015 To increase access to portable water supply from 55% to 80%						
Infrastructure Delivery And Management	Infrastructure Development	Maintenance and servicing of vehicles (feeder roads department )	-	100%	80%	On-going
Infrastructure Delivery And Management	Infrastructure Development	Reshaping and spot improvement of roads	-	100%	60%	On-going
Infrastructure Delivery And Management	Infrastructure Development	Construct 3 No. speed ramps on the Begoro Town hospital road	-	3	0	Not implemented
Infrastructure Delivery And Management	Infrastructure Development	Bitumen Surfacing of Residence Road at Koradaso	-	100%	0%	Not implemented
Infrastructure Delivery And Management	Infrastructure Development	Dredge Dansor River near S.D.A	-	100%	100%	Fully implemented
Infrastructure Delivery And Management	Infrastructure Development	Construct drains at Ahomahomasu market	-	100%	0%	Not implemented
Infrastructure	Infrastructure	Construct Ware House At	0	100%	0%	Not implemented

Delivery And Management	Development	Ahomahomasu Market				
Infrastructure Delivery And Management	Infrastructure Development	Construct 6-No. passenger waiting shed at Asarekwao, Akoradako, Feyiase, Owusukrom, Outater	0	100%	0%	Not implemented
Management And Administration	General Administration	Rehabilitate Grader	-	100%	100%	Fully implemented
Management And Administration	General Administration	Provision for sanitation materials	-	100%	100%	Fully implemented
Infrastructure Delivery And Management	Infrastructure Development	Construct 14-seater Aqua-privy toilet at Begoro	-	100%	0%	Not implemented
Infrastructure Delivery And Management	Infrastructure Development	Construct 14-seater W.C toilet at Osino	-	100%	0%	Not implemented
Infrastructure Delivery And Management	Infrastructure Development	Construct 4 No. Urinal each at ,Ahomahomasu, Ehiamenkyene market, Nsutam and Osino lorry station	-	4	1	On-going (urinal at Osino lorry station plastered at 80% level)
Management And Administration	Planning, Budgeting and Coordination	Prepare DWST plan	-	100%	0%	Not implemented
Infrastructure Delivery And Management	Infrastructure Development	Drill 10-No. boreholes in Abroahowaa and other communities	-	10	0	Not implemented
Infrastructure Delivery And Management	Infrastructure Development	Rehabilitate 10 No. Boreholes	-	10	0	Not implemented
Infrastructure Delivery And Management	Infrastructure Development	Extension of Bosuso small town water system to	-	100%	0%	Not implemented

Management		Adjeikrom				
<b>Thematic Area; Transparent and Accountable Governance</b>						
<b>Policy Objective:</b> To increase support for the poor and vulnerable by 40% by the end of 2015 To improve the application of spatial and land use planning systems in the District by the end of December 2015 To increase citizen's participation in governance by 10 % by December 2015 in the district						
Social Services Delivery	Social Welfare and Community Development	Support to people with disabilities. (PWDs)	-	20	30	Fully implemented
Social Services Delivery	Social Welfare and Community Development	Community sensitization on child labour and child abuse	-	10 communities	0	Not implemented
Social Services Delivery	Social Welfare and Community Development	Meet with LEAP beneficiaries quarterly	-	4	4	Fully implemented
Social Services Delivery	Social Welfare and Community Development	Quarterly LEAP Grant payments to beneficiary households	-	867	888	Fully implemented
Social Services Delivery	Social Welfare and Community Development	sensitization on HIV/family planning/child rights/parental responsibilities	-	25 monitoring visits	25 monitoring visits conducted	Fully implemented
Social Services Delivery	Social Welfare and Community Development	Conduct needs assessment for women's groups	-	4 women's groups	Needs assessment conducted for 4 women's groups	Fully implemented But not in MTDP
Social Services Delivery	Social Welfare and Community Development	Child Rights Promotion and Protection	-	10 Welfare and Maintenance cases	11 welfare and maintenance cases resolved	Fully implemented
Social Services Delivery	Social Welfare and Community Development	Identify and register street children 10 communities in the district	-	10 communities	4 communities	On-going
Social Services	Social Welfare and	Community Sensitization On	-	5	0	Not implemented

Delivery	Community Development	Issues Of Disability				
Social Services Delivery	Social Welfare and Community Development	Sensitization on child labour and child abuse in 10 communities in the district.	-	10 communities	13 communities with 734 participants	Fully implemented
Social Services Delivery	Social Welfare and Community Development	Child Abuse management training	-	3	3	Implemented but not in MTDP
Social Services Delivery	Social Welfare and Community Development	Procure Stationary, fuel and meeting allowances with disabilities	-	Quarterly	Meeting held at the Assembly hall on 8 <sup>th</sup> May 2015	Fully implemented
Social Services Delivery	Social Welfare and Community Development	Identify, register and monitoring of videos game centers in 8 communities.	-	8	2	On-going implemented
Social Services Delivery	Social Welfare and Community Development	Education on HIV/AIDS and family planning in 15 communities the district.	-	15 communities	5 communities	On-going
Social Services Delivery	Social Welfare and Community Development	Community Sensitization On Government Policies And Programmes	-	10	10	Fully implemented
Social Services Delivery	Social Welfare and Community Development	Train 250 women in soap making, teach women on basic book-keeping and assist women groups to access loans.	-	250	278	Fully implemented
Social Services Delivery	Social Welfare and Community Development	Organize 70 adult education and mass meeting for men and women	-	70	0	Not implemented
Social Services Delivery	Social Welfare and Community	Conduct women empowerment program for	3	3 groups	3 women's groups	Implemented but not in DMTDP

	Development	women's groups			empowered	
Social Services Delivery	Social Welfare and Community Development	Educate parents and pupils on teenage pregnancy	2	10 communities	11 communities with 721 participants	Fully implemented
Infrastructure Delivery And Management	Physical and Spatial Planning	Street Naming and property addressing numbering system	-	100%	70%	On-going
Infrastructure Delivery And Management	Physical and Spatial Planning	Organize Public Education On Appropriate Land Use In The District	-	1	1	Fully implemented
Infrastructure Delivery And Management	Physical and Spatial Planning	Purchase of office equipment	-	100%	80%	On-going
Management And Administration	General Administration	Support community initiated projects	-	100%	70%	On-going
Management And Administration	General Administration	Rehabilitate Grader	-	100%	0%	Not implemented
Management And Administration	Planning, Budgeting and Coordination	Preparation of 2014-2017 Medium Term Development Plan	100%	100%	100%	Fully implemented
Management And Administration	Planning, Budgeting and Coordination	Prepare Monitoring and Evaluation Plan	100%	100%	100%	Fully implemented
Management And Administration	Planning, Budgeting and Coordination	Monitoring and Evaluation of programmes and projects in the district	-	100%	100%	Fully implemented
Management And Administration	Human Resource Management	Train heads and their HRs of decentralized departments on completion of staff performance appraisal forms	-	50	65	Fully implemented
Management And Administration	Human Resource Management	Train decentralized departments in planning and	-	100	0	Not implemented

		budgeting				
Management And Administration	Human Resource Management	Sponsors staff capacity	-	2	1	DPO was supported for a DANIDA program in GIMPA
Management And Administration	Human Resource Management	Refresher training for executive committee and statutory sub- committees in their roles, functions and responsibilities	-	50	0	Not implemented
Management And Administration	General Administration	Repairs and maintenance	-	100%	90%	On-going
Management And Administration	Planning, Budgeting and Coordination	Educate the masses on the 2015 budget	-	2	2	Fully implemented
Management And Administration	General Administration	Assist traditional authorities in the district	-	100%	100%	Fully implemented
Management And Administration	General Administration	Educate both parents and pupil on the importance of education	-	50	0	Not implemented
Management And Administration	Human Resource Management	Train internal audit staff, 3 revenue superintendents and core management staff on computer assisted audit technique	-	10	0	Not implemented
Management And Administration	General Administration	Purchase of 1-No Toyota Double Cabin pick-up for administration for monitoring and coordination of project and programmes	-	1	1	Fully implemented
Management And Administration	General Administration	Educate the masses on the Assembly's by-laws	-	2	5	Fully implemented

Management And Administration	General Administration	Purchase 1-No Double Cabin pick-up for monitoring and coordination of project and programmes	-	1	1	Fully implemented
Management And Administration	General Administration	Educate the public on the need to meet their tax obligation	-	2	0	Not implemented
Management And Administration	General Administration	Educate parents to avoid engaging their wards in farming activities	-	20	0	Not implemented
Management And Administration	General Administration	Support Departments of the Assembly (Decentralised Depts)	-	100%	100%	Fully implemented
Management And Administration	Human Resource Management	Train urban/town /Area councils members in planning and budgeting, revenue generation, report writing and LI1967	-	10 U/T/A councils	0	Not implemented
Management And Administration	General Administration	Provision of office equipment and furniture	-	100%	0%	Not implemented
Infrastructure Delivery And Management	Infrastructure Development	Complete EU Building for office accommodation	-	100%	0%	Not implemented
Management And Administration	General Administration	Organize durbar with Chiefs and Assemblymen to educate them on the importance of Births and Deaths registrations	-	1	0	Not implemented
Management And Administration	General Administration	Support to urban, town and area councils in the District	-	100%	40%	On-going



Infrastructure Delivery And Management	Infrastructure Development	Construct 1no 6-Unit Staff Bungalow At Begoro	-	100%	40%	Started but abandoned (Super structure completed )
Infrastructure Delivery And Management	Infrastructure Development	Construct 2-No sheds at Ehiamenkyene market		100%	100%	Fully implemented
Management And Administration	General Administration	Procure 1-No. Generator/ plant for District assembly office complex	-	1	1	Fully implemented
Management And Administration	General Administration	Provision for 2015 district level Independence Anniversary Celebration	-	100%	100%	Fully implemented
Management And Administration	General Administration	Support for protocol and state functions	-	100%	100%	Fully implemented
Management And Administration	Planning, Budgeting and Coordination	Facilitate and consolidate the preparation of department budget in to the district assembly budget	-	100%	100%	Fully implemented
Infrastructure Delivery And Management	Infrastructure Development	Rehabilitation of staff bungalows in the district	-	100%	100%	Fully implemented
Infrastructure Delivery And Management	Infrastructure Development	Refurbishment of District Assembly Hall	-	100%	80%	On-going (Chairs and tables purchased for assembly hall)
Management And Administration	General Administration	Procurement of 2-No. Mower For The District.	-	2	0	Not implemented
Infrastructure Delivery And Management	Infrastructure Development	Construction of Workshop at salvation Army rehabilitation center	-	100%	0%	Not implemented

**Table 1.3: Performance of Fantekwa District Assembly for 2016**

<b>Thematic Area: Enhancing Competitiveness in Ghana's Private Sector</b>						
<b>Policy Objective: Improve Efficiency and Competitiveness of MSMEs by December, 2016</b>						
To enhance Local Economic Development (LED) in the district						
Programmes	Sub-programme	Broad Project/activity	Indicators			Remarks
			Baseline (2013)	MTDP Target	Achievement	
Economic Development	Trade, Tourism and Industrial development	Develop one tourist site in the District	-	1	0	Not implemented
Economic Development	Trade, Tourism and Industrial development	Develop brochure/Business plan for tourist sites	-	100%	0%	Not implemented
Economic Development	Trade, Tourism and Industrial development	Market the district tourist potentials through adverts	-	2	0	Not implemented
Infrastructure Delivery And Management	Infrastructure Development	Pave Begoro main Market	-	100%	0%	Not implemented
Infrastructure Delivery And Management	Infrastructure Development	Construct Warehouse at Ehiamenkyene Market	-	100%	0%	Not implemented
Infrastructure Delivery And Management	Infrastructure Development	GravelAhomahomasu market ground	-	100%	0%	Not implemented
Economic Development	Trade, Tourism and Industrial development	Develop technical skills of beneficiaries	-	20	0	Not implemented
Economic Development	Trade, Tourism and Industrial development	Improve management skills of clients	-	5	5	Fully implemented
Economic Development	Trade, Tourism and Industrial development	Build stronger bond of group solidarity and good leadership practices	-	6	0	Not implemented
Economic Development	Trade, Tourism and Industrial development	Introduce new technology and provide opportunities to the youth	-	2	0	Not implemented
Economic Development	Trade, Tourism and Industrial development	Improve customer relation	-	1	0	Not implemented

Economic Development	Trade, Tourism and Industrial development	Ensure high quality and product standardization	-	1	0	Not implemented
Economic Development	Trade, Tourism and Industrial development	Ensure prudent financial management	-	5	5	Fully implemented
Economic Development	Trade, Tourism and Industrial development	Expand beads making technology	-	3	0	Not implemented
Economic Development	Trade, Tourism and Industrial development	Assess training needs of clients	-	1	1	Fully implemented
Economic Development	Trade, Tourism and Industrial development	Support MSEs to have access to credit	-	1	1	Fully implemented
Economic Development	Trade, Tourism and Industrial development	Create market linkages for honey producers	-	1	0	Not implemented
Economic Development	Trade, Tourism and Industrial development	Organize workshop for start-up business	-	1	0	Not implemented
Economic Development	Trade, Tourism and Industrial development	Prepare selected Traders for trade show	-	1	1	Fully implemented
<b>Thematic Area;</b> Accelerated Agriculture Modernization and Sustainable Natural Resource Management						
<b>Policy Objective:</b> To ensure sustainable environment, land and water management To increase Agric production for increased food security and sustainable income for the people by December 2016						
Environmental And Sanitation Management	Natural Resource Conservation	Restore degraded reserve forest land along river Akrum and Osubin by planting 3,000 seedlings	-	3000 seedlings	3000 seedlings planted	Fully implemented
Environmental And Sanitation Management	Natural Resource Conservation	Plant 50 trees in 20 selected public schools in the District	-	50 trees 20 schools	1000 trees in 20 schools planted	Fully implemented
Environmental And Sanitation Management	Natural Resource Conservation	Plant 1000 trees along the main road from Krodaso to Police station	-	1000 trees	1000 trees planted	Fully implemented

Environmental And Sanitation Management	Natural Resource Conservation	Train 1000 people in 13 selected communities where bush fire are prevalent	-	1000 people	1000 people in 20 communities trained	Fully implemented
Environmental And Sanitation Management	Natural Resource Conservation	Plant 1000 trees on Begoro Koradaso to Police Station main road	-	1000 trees	1000 trees planted	Fully implemented
Environmental And Sanitation Management	Natural Resource Conservation	Sensitize Urban/Town/Area (UTA) Council members on early warning systems	-	100 participants	115 participated	Fully implemented
Environmental And Sanitation Management	Disaster prevention and Management	Construct 150 millimetre low lying storm drain at Bosuso.	-	100%	100%	Fully implemented
Environmental And Sanitation Management	Disaster prevention and Management	Organize disaster forums	-	10 communities	6	On-going
Environmental And Sanitation Management	Disaster prevention and Management	Strengthen Volunteer Groups	-	5	0	Not implemented
Environmental And Sanitation Management	Disaster prevention and Management	Organize community floats	-	1	0	Not implemented
Environmental And Sanitation Management	Disaster prevention and Management	Strengthen school disaster clubs and form new ones	-	10	0	Not implemented
Environmental And Sanitation Management	Disaster prevention and Management	Plant tree seedlings	-	100	0	Not implemented
Environmental And Sanitation Management	Disaster prevention and Management	Draw hazard mapping	-	100%	0%	Not implemented
Environmental And Sanitation Management	Disaster prevention and Management	Draw contingency plan	-	100%	0%	Not implemented
Environmental And Sanitation Management	Disaster prevention and Management	Organize staff training on disaster management	-	1	0	Not implemented
Environmental And Sanitation Management	Disaster prevention and Management	Resume DDMT meetings	-	4	0	Not implemented
Environmental And Sanitation Management	Disaster prevention and Management	Stockpile relief items	-	100%	0%	Not implemented

Environmental And Sanitation Management	Disaster prevention and Management	Organize education campaigns	-	10 communities	6 communities	On-going
Environmental And Sanitation Management	Natural Resource Conservation	Propagate more flowers and plants	-	2000	2000	Fully implemented
Environmental And Sanitation Management	Natural Resource Conservation	Landscape major roads	-	100%	100%	Fully implemented
Environmental And Sanitation Management	Natural Resource Conservation	Landscape the compound of the District Assembly	-	100%	100%	Fully implemented
Environmental And Sanitation Management	Natural Resource Conservation	Hold series of public fora and radio programmes to sensitize the public and create awareness on horticulture	-	5	0	Not implemented
Environmental And Sanitation Management	Natural Resource Conservation	Plant trees along streets	-	100 trees	120 trees planted	Fully implemented
Economic Development	Agricultural Development	Conduct plot cut studies i.e. yield studies on selected agro-commodities	-	100%	0%	Not implemented
Economic Development	Agricultural Development	Conduct one (1) Research-Extension – Farmer Linkage Committee (RELC) meeting for stakeholder participation and technology diffusion	-	1	0	Not implemented
Economic Development	Agricultural Development	Organize one (1) District level celebration of National Farmers’ Day	-	50 farmers	29 farmers awarded	On-going

**Thematic Area: Human Development Productivity and Employment**

**Objective:** Improved educational standard

To increase educational infrastructure by 15% before the end of December 2016

To improve equitable access to and participation in quality education at all levels by the end of December 2016

To increase access to quality basic health care

Social Services Delivery	Education and Youth Development	Construct 3-Unit classroom block with ancillary facilities at Abourso	-	100%	90%	On-going (painting level)
Social Services Delivery	Education and Youth Development	Complete 2-Unit K.G block with office and store at Bosuso Islamic	-	100%	80%	On-going (plastering and finishing)
Social Services Delivery	Education and Youth Development	Construct 1No.2-Unit KG block with ancillary facilities at Nsutam Islamic	-	100%	0%	Not implemented
Social Services Delivery	Education and Youth Development	Construct 1No.2-unit classroom block with ancillary facilities Asarekwao	-	100%	0%	Not implemented
Social Services Delivery	Education and Youth Development	Construct 1No. 12 unit community SHS with ancillary facilities at Dorminase(Phase 2)	-	100%	95%	On-going ( Painting level)
Social Services Delivery	Education and Youth Development	Construct 1No.6-unit classroom block with ancillary facilities at Ganyakope	-	100%	100%	Fully implemented
Social Services Delivery	Education and Youth Development	Construct 1No. 3-Unit classroom with office and store at Papramantang	-	100%	85%	On-going (Roofing level)
Social Services Delivery	Education and Youth Development	Construct 1No. 6-Unit classroom Block with 8-seater Latrines at Meyiwa Krobo	-	100%	90%	On-going (Plastering level)
Social Services	Education and Youth	Support Sports and Cultural	-	100%	20%	on-going

Delivery	Development	activities				
Social Services Delivery	Education and Youth Development	Support Brilliant But Needy Students	-	25	27	Fully implemented
Social Services Delivery	Education and Youth Development	Support for My 1 <sup>st</sup> Day at School 2016/2017 Academic Year	-	100%	100%	Fully implemented
Social Services Delivery	Education and Youth Development	Fund and Monitor the Ghana School Feeding Programme (provide nutritious lunch during school days)	-	100%	100%	Fully implemented
Infrastructure Delivery And Management	Infrastructure Development	Construct 1No.1 Bedroom semi-detached Apartment at Amotare CHPS compound	-	100%	0%	Not implemented
Infrastructure Delivery And Management	Infrastructure Development	Construct 1No.1 Bedroom semi-detached Apartment at Asirebuso CHPS compound	-	100%	100%	Fully implemented
Infrastructure Delivery And Management	Infrastructure Development	Construct 1-No CHPS compound at Nsutam	-	100%	0%	Not implemented
Infrastructure Delivery And Management	Infrastructure Development	Construct 1-No CHPS compound at Papramantang	-	100%	80%	On-going (Roofing level)
Infrastructure Delivery And Management	Infrastructure Development	Construct 1-No CHPS compound at Asedja-Akwadum	-	100%	42%	On-going (Sub-structure)
Social Services Delivery	Health Delivery	Provide Education on HIV/AIDS and family planning in the district	-	8	12	Fully implemented
Social Services Delivery	Health Delivery	Support HIV/AIDS programmes the district.	-	1	1 (World AIDS Day held at Asarekwao at the district level)	Fully implemented
Social Services	Health Delivery	Provide Sponsorship to	-	10	0	Not implemented

Delivery		Nurse Trainees				
Social Services Delivery	Health Delivery	Conduct NID programme	-	1	1	Fully implemented
Infrastructure Delivery And Management	Infrastructure Development	Construct 1No. Clinic with portable water (Borehole fitted with hand pump) ) at Kplandey	-	100%	25%	On-going (foundation level)
Infrastructure Delivery And Management	Infrastructure Development	Construct 2No. Maternity home with portable water ( Borehole fitted with hand pump at Ahomahomasu and Abourso	-	100%	25%	On-going (foundation level)
Infrastructure Delivery And Management	Infrastructure Development	Construct 2No. Nurses Quarters with portable water ( Borehole fitted with hand pump) at Adakope and Hemang	-	100%	25%	On-going (foundation level)
<b>Thematic Area:</b> Infrastructure and Human Settlements Development						
<p><b>Objective:</b> To improve on the road network and electricity supply in the district by 15% by December 2016.  To improve on sanitation by 40% by the end of December 2016  To increase access to portable water supply by 20%  To improve the application of spatial and land use planning systems in the District by the end of December 2016</p>						
Management And Administration	General Administration	Maintain and service vehicles	-	100%	100%	Fully implemented
Infrastructure Delivery And Management	Infrastructure Development	Reshape and spot improve roads	-	100%	70%	On-going



Infrastructure Delivery And Management	Infrastructure Development	Bitumen Surfacing of Residency Road at Koradaso	-	100%	0%	Not implemented
Infrastructure Delivery And Management	Infrastructure Development	Construct 6-No. Passenger Waiting Shed	-	6	0	Not implemented
Infrastructure Delivery And Management	Infrastructure Development	Construct 1.8 diameter Culvert and Simple Drains at Begoro	-	100%	20%	On-going
Management And Administration	General Administration	Provide sanitation materials	-	100%	80%	On-going
Management And Administration	General Administration	Promote 20-No. VIP toilets	-	20	0	Not implemented
Infrastructure Delivery And Management	Infrastructure Development	Construct 4No. Urinary at Osino lorry station ,Ahomahomasu, Ehiamenkyene market and Nsutam	-	4	1	Started but abandoned (Urinary at Osino lorry station constructed)
Management And Administration	Planning, Budgeting and Coordination	Preparation of DWST plan	-	100%	0%	Not implemented
Management And Administration	General Administration	Leveling off (1) final waste disposal site	-	1	0	Not implemented
Management And Administration	General Administration	Rehabilitate and dislodge 10 public toilets	-	10	0	Not implemented
Management And Administration	General Administration	Procure 10 refuse containers for solid waste disposal	-	10	10	Fully implemented
Infrastructure Delivery And Management	Infrastructure Development	Drill 10-No. boreholes in Abroahowaa and other communities	-	10	13	Fully implemented
Infrastructure Delivery And Management	Infrastructure Development	Rehabilitate 10 No. Boreholes	-	10	5	On-going

Infrastructure Delivery And Management	Infrastructure Development	Extend Bosuso small town water system to Adjeikrom	-	100%	0%	Not implemented
Infrastructure Delivery And Management	Infrastructure Development	Drill 1-No. community mechanized borehole	-	1	0	Not implemented
Social Services Delivery	Social Welfare and Community Development	Form 15 additional women's group	-	15	5	On-going
Social Services Delivery	Social Welfare and Community Development	Train 5 women's group on income generating activities and marketing skills	-	5	5	Fully implemented
Social Services Delivery	Social Welfare and Community Development	Monitor activities of 5 women's groups	-	5	5	Fully implemented
Social Services Delivery	Social Welfare and Community Development	Sensitize 20 communities on teenage pregnancy	-	20	18	On-going
Social Services Delivery	Social Welfare and Community Development	Sensitize 20 communities on child labor and child negelect	-	20	20	Fully implemented
Social Services Delivery	Social Welfare and Community Development	Sensitize 20 communities on HIV education and formation of child right committee	-	20	0	Not implemented
Social Services Delivery	Social Welfare and Community Development	Disperse grants to 800 households beneficiaries	-	800	888	Fully implemented
Social Services Delivery	Social Welfare and Community Development	Vet applications for people with disabilities	-	100%	100%	Fully implemented
Social Services Delivery	Social Welfare and Community Development	Monitor people with disability	-	100%	100%	Fully implemented

Infrastructure Delivery And Management	Physical and Spatial Planning	Support Street Naming and property addressing numbering system	-	100%	0%	Not implemented
Infrastructure Delivery And Management	Physical and Spatial Planning	Provide planning schemes (layouts)	-	5	0	Not implemented
Infrastructure Delivery And Management	Physical and Spatial Planning	Organize Public Education On Appropriate Land Use In The District	-	1	0	Not implemented
<b>Thematic Area:</b> Transparent and Accountable Governance						
<b>Objective:</b> Strengthen sub-structures and performance of the local governance To increase access to adequate and affordable shelter in the district by the end of 2016 To increase citizen's participation in governance by 10 % by December 2016. To minimize the perception of corruption in the District by 25% by December 2016						
Management And Administration	General Administration	Procure 1 No. INTERCOM system	0	1	0	Not implemented
Management And Administration	Finance and Revenue Mobilization	Revalue properties in the district	-	100%	0%	Not implemented
Management And Administration	Planning, Budgeting and Coordination	Monitor and Evaluate programmes and projects in the district	-	100%	100%	Fully implemented
Infrastructure Delivery And Management	Infrastructure Development	Construct 2 Area Council Offices	-	2	0	Not implemented
Management And Administration	General Administration	Service and maintain office equipment	-	100%	100%	Fully implemented
		Organize capacity building for Area/Town/Urban Council members	-	1	0	Not implemented
Management And Administration	General Administration	Educate the masses on the 2016 budget	-	1	1	Fully implemented
Management And	General Administration	Assist traditional authorities	-	100%	100%	Fully implemented

Administration		in the district				
Management And Administration	Human Resource Management	Organize capacity building programmes for staff of the Assembly	-	1	2	Fully implemented
Management And Administration	Human Resource Management	Refresher training for Executive Committee and Statutory Sub- Committees in their roles, functions and responsibilities	-	1	0	Not implemented
Management And Administration	General Administration	Educate the masses on the need to meet their tax obligation	-	1	3	Fully implemented
Management And Administration	General Administration	Conduct public sensitization on government programmes and activities	-	4	6	Fully implemented
Management And Administration	General Administration	Educate public on the 2016 Fee Fixing and rate resolution of the District Assembly	-	100%	100%	Fully implemented
Management And Administration	Human Resource Management	Train Town /Area councils members in planning and budgeting, revenue	-	80	85	Fully implemented
Management And Administration	General Administration	Procure office tables and chairs	-	10	0	Not implemented
Management And Administration	General Administration	Purchase 4No. laptop computers	-	4	2	Started but abandoned
Management And Administration	General Administration	Purchase of 15No. UPS	-	15	0	Not implemented
Management And Administration	General Administration	Create 3 police posts	-	3	0	Not implemented

Management And Administration	Finance and Revenue Mobilization	Train revenue collectors/staff	-	50	50	Fully implemented
Management And Administration	Finance and Revenue Mobilization	Established 2No. Revenue paying points	-	2	0	Not implemented
Management And Administration	Finance and Revenue Mobilization	Form Revenue Task Force to assist the Revenue Collectors	-	7	7	Fully implemented
Management And Administration	Finance and Revenue Mobilization	Educate the public on the need to pay their taxes regularly	-	1	1	Fully implemented
Infrastructure Delivery And Management	Infrastructure Development	Rehabilitate staff bungalows in the district	-	100%	70%	On-going (Transit quarters renovated for feeder roads engineer)
Infrastructure Delivery And Management	Infrastructure Development	Construct 1No 4 bedroom quarters at Peseator	-	100%	0%	Not implemented
Infrastructure Delivery And Management	Infrastructure Development	Complete first phase of the construction 1No. 6-Unit Staff Bungalow At Begoro	-	100%	60%	Started but abandoned (lintel level)
Infrastructure Delivery And Management	Infrastructure Development	Support for community initiated project	-	100%	100%	Fully implemented
Management And Administration	Planning, Budgeting and Coordination	Facilitate and consolidate the preparation of development budget in to the district assembly budget	-	100%	100%	Fully implemented
Management And Administration	General Administration	Organize 2016 Independence day Celebration	-	1	1	Fully implemented
Management And Administration	General Administration	Support for protocol and state functions	-	100%	100%	Fully implemented
Infrastructure Delivery And Management	Infrastructure Development	Construct mobile ceremonial dais	-	100%	0%	Not implemented
Management And Administration	General Administration	Procure one set of sports	-	1	0	Not implemented

Administration		jersey for the staff of the Assembly				
Management And Administration	General Administration	<b>Organize</b> my first day at school	-	5 circuits	5	Fully implemented
Social Services Delivery	Education and Youth Development	Organize best teachers awards	-	1	0	Not implemented
Social Services Delivery	Education and Youth Development	Organize District an d Regional Festival of arts/sports	-	1	0	Not implemented
Social Services Delivery	Education and Youth Development	Organize STMIE Clinic	-	1	0	Not implemented
Social Services Delivery	Education and Youth Development	Screening of children with special needs	-	50	0	Not implemented
Management And Administration	General Administration	Organize public education and awareness creation on anti-corruption programmes	-	1	1	Fully implemented
Management And Administration	General Administration	Create civic awareness to enable public demand accountability from public	-	1	1	Fully implemented

**Table 1.4: Performance of Fantekwa District Assembly for 2017**

<b>Thematic Area:</b> Enhancing Competitiveness in Ghana's Private Sector						
<b>Policy Objective:</b> To increase the activities of private investors in the district by 15% by the end of December 2017. To enhance Local Economic Development (LED) Improve Efficiency and Competitiveness of MSMEs by December, 2017						
Programmes	Sub-programme	Broad Project/activity	Indicators			Remarks
			Baseline (2013)	MTDP Target	Achievement	
Economic Development	Trade, Tourism and Industrial development	Promote tourism in the district	-	2	0	Not implemented
Economic Development	Trade, Tourism and Industrial development	Market the district tourist potentials through adverts	-	2	0	Not implemented
Economic Development	Trade, Tourism and Industrial development	Conduct Technology improvement training in welding	-	1	0	Not implemented
Economic Development	Trade, Tourism and Industrial development	Conduct Small Business Management training	-	1	0	Not implemented
Economic	Trade, Tourism and	Organize Group and	-	1	0	Not implemented

Development	Industrial development	Leadership Skills Development Training				
Economic Development	Trade, Tourism and Industrial development	Organize Technology improvement training in snails farming	1	1	0	Not implemented
Economic Development	Trade, Tourism and Industrial development	Conduct Customer Relation training	1	1	0	Not implemented
Economic Development	Trade, Tourism and Industrial development	Organize training in quality control product standardization	0	1	0	Not implemented
Economic Development	Trade, Tourism and Industrial development	Organize training in records keeping and financial management	2	1	0	Not implemented
Economic Development	Trade, Tourism and Industrial development	Conduct training in beads making	1	2	0	Not implemented
Economic Development	Trade, Tourism and Industrial development	Organize stakeholders conference	-	1	0	Not implemented
Economic Development	Trade, Tourism and Industrial development	Organize simple Business Plan preparation	-	1	0	Not implemented
Economic Development	Trade, Tourism and Industrial development	Conduct Market Seminar	-	1	0	Not implemented
Economic Development	Trade, Tourism and Industrial development	Organize Start Your Business workshop	3	1	0	Not implemented
Economic Development	Trade, Tourism and Industrial	Prepare Clients for Trade shows	-	10	0	Not implemented



	development					
Economic Development	Trade, Tourism and Industrial development	Construct cassava processing factory	0	100%	0%	Not implemented
<b>Thematic Area: Accelerated Agricultural Modernization and Natural Resource Management</b>						
<b>Objective:</b> to increase the capacity to mitigate and reduce the impact of natural disasters, risks and vulnerability by December 2017						
Environmental And Sanitation Management	Disaster prevention and Management	Organize disaster forums	-	4	0	Not implemented
Environmental And Sanitation Management	Disaster prevention and Management	Strengthen Volunteer Groups	-	8	0	Not implemented
Environmental And Sanitation Management	Disaster prevention and Management	Organize community floats	-	2	0	Not implemented
		Strengthen school and disaster clubs and form new ones	-	12	0	Not implemented
Environmental And Sanitation Management	Disaster prevention and Management	Draw hazard mapping	-	100%	0%	Not implemented
Environmental And Sanitation Management	Disaster prevention and Management	Draw contingency plan	-	100%	0%	Not implemented
Environmental And Sanitation Management	Disaster prevention and Management	Organize staff training on disaster management	-	1	0	Not implemented
Environmental And Sanitation Management	Disaster prevention and Management	Resume DDMT meetings	-	4	0	Not implemented
Environmental And Sanitation	Disaster prevention and Management	Stockpile relief items	-	100%	0%	Not implemented

Management						
Environmental And Sanitation Management	Disaster prevention and Management	Organize education campaigns	-	3	0	Not implemented
Environmental And Sanitation Management	Natural Resource Conservation	Propagate more flowers and plants	-	1000	500	On-going
Environmental And Sanitation Management	Natural Resource Conservation	Landscape major roads	-	100%	100%	Fully implemented
Environmental And Sanitation Management	Natural Resource Conservation	Landscape the compound of the District Assembly	-	50%	50%	On-going
Environmental And Sanitation Management	Natural Resource Conservation	Hold series of public fora and radio programmes to sensitize the public and create awareness on horticulture	-	2	0	Not implemented
Social Services Delivery	Health Delivery	Vaccinate 5,000 dogs and 2,000 cats against rabies		5000 dogs 2000 cats	0	Not implemented
Economic Development	Agricultural Development	Conduct one (1) Research-Extension-Farmer Linkage Committee (RELC) meeting for stakeholder participation and technology diffusion	0	1	0	Not implemented
Economic Development	Agricultural Development	Conduct training on Group Dynamics for 20 FBOs and CBOs Executives	-	1	0	Not implemented
Economic Development	Agricultural Development	Conduct annual crops, livestock and poultry survey	-	1	0	Not implemented
Economic Development	Agricultural Development	Conduct three (3) demonstration on Maize,	-	3 demonstration	0	Not implemented

		Cassava, Export pepper, Cabbage and Plantain in four (4) zones within the district to show case updated crop production technologies				
Economic Development	Agricultural Development	Construct 28 No. Packed Houses and 28 No. Cold Chambers for grains and vegetables	-	28	0	Not implemented
Economic Development	Agricultural Development	Construct 28 No. Gari Processing Centres	-	28	0	Not implemented
Economic Development	Agricultural Development	Set up 1No. Furnished GIFMIX office	-	1	0	Not implemented
Economic Development	Agricultural Development	Procure 4 No. Official Vehicle and 23 No Motor Bikes	-	4 vehicles 28 motor bikes	0	Not implemented
Economic Development	Agricultural Development	Train 50 farmers on general post-harvest management practices	-	50 farmers	0	Not implemented
Economic Development	Agricultural Development	Train 50 farmers on safe use, handling and calibration of Agro-chemicals	-	50 farmers	0	Not implemented
Economic Development	Agricultural Development	Train 50 livestock farmers on general prophylactic and curative treatment of pest and diseases	-	50 farmers	0	Not implemented
Economic Development	Agricultural Development	Organize one (1) District Level celebration of national Farmers Day	-	1	0	Not implemented
Infrastructure	Infrastructure	Construct 120m U drain and	-	100%	100%	Fully

Delivery And Management	Development	900m culvert at Bosuso				implemented
Infrastructure Delivery And Management	Infrastructure Development	Construct 474m-0.9m-0.6m concrete U-drain and retaining walls at Ahomahomasu Market	-	100%	30%	On-going
<b>Thematic Area: Human Development, Employment and Productivity</b>						
<b>Objective :</b> To increase educational infrastructure by 15% before the end of December 201						
Infrastructure Delivery And Management	Infrastructure Development	Construct 1 No. 2-Unit K.G. with ancillary facilities at Meyiwa Bosanko	-	100%	0%	Not implemented
Infrastructure Delivery And Management	Infrastructure Development	Construct 1 No. 3-Unit classroom block with ancillary facilities at Abourso	-	100%	90%	On-going (Fixing of doors and windows)
Infrastructure Delivery And Management	Infrastructure Development	Construct 1 No. 3-Unit K.G. block with Office and Store at Bosuso Islamic	-	100%	90%	On-going (Painting)
Infrastructure Delivery And Management	Infrastructure Development	Construct 1 No. 3-Unit K.G. block with ancillary at Nsutam Islamic	-	100%	0%	Not implemented
Infrastructure Delivery And Management	Infrastructure Development	Construct 1 No. 3-Unit classroom block with ancillary facilities at Asarekwao	-	100%	0%	Not implemented
Infrastructure Delivery And Management	Infrastructure Development	Construct 1No. 12-Unit community SHS with ancillary facilities at Dorminase (Phase 2)	-	100%	90%	on-going (Painting works on-going)
Infrastructure Delivery And Management	Infrastructure Development	Construct 1 No. 3-Unit classroom block with office and store at Papramantang	-	100%	85%	On-going (Plastering done)
Infrastructure	Infrastructure	Construct 1 No. 6-Unit	-	100%	24%	On-going

Delivery And Management	Development	classroom 8-seater Latrine at Meyiwa Krobo (Counterpart Funding)				(Substructure completed)
Infrastructure Delivery And Management	Infrastructure Development	Construct teachers quarters at Papramantang	-	100%	0%	Not implemented
Infrastructure Delivery And Management	Infrastructure Development	Construct 1No. 6-Unit classroom block ay Osino Presby Primary school	-	100%	80%	On-going (at Roofing level)
Infrastructure Delivery And Management	Infrastructure Development	Extend GES office Annex	-	100%	0%	Not implemented
Social Services Delivery	Education and Youth Development	Supply 2000 dual desk and 500 teachers furniture	-	2000	7000	Fully implemented
Infrastructure Delivery And Management	Infrastructure Development	Construct 1No. 6-Unit classroom block with ancillary facilities at Akumersu West D/A Primary	-	100%	0%	On-going (no work on-going, Project awarded and handed over to contractor-GETFUND)
Infrastructure Delivery And Management	Infrastructure Development	Construct 1No. 6-Unit classroom block with ancillary facilities at Kwahu Meyiwa D/A Primary	-	100%	0%	On-going (no work on-going, Project awarded and handed over to contractor-GETFUND)
Infrastructure Delivery And Management	Infrastructure Development	Construct 1No. 6-Unit calssroom block with ancillary facilities at Nyadie D/A Primary	-	100%	0%	On-going (no work on-going, Project awarded and handed over to contractor-

						GETFUND)
Social Services Delivery	Education and Youth Development	Support Sports and cultural activities	-	100%	0%	Not implemented
Social Services Delivery	Education and Youth Development	Support STMIE clinic	-	100%	0%	Not implemented
Social Services Delivery	Education and Youth Development	Support brilliant but needy students	-	50	0	Not implemented
Social Services Delivery	Education and Youth Development	Support My 1st Day at School 2017/2018 Academic Year	-	5 circuits	0	Not implemented
Social Services Delivery	Education and Youth Development	Provide for 2017 District level Independence Anniversary Celebration	-	100%	100%	Fully implemented
Social Services Delivery	Education and Youth Development	Support to community volunteer teachers	-	5	0	Not implemented
Infrastructure Delivery And Management	Infrastructure Development	Construct 1No. Teachers Quarters with potable water at Meyiwa Bosanko	-	100%	19%	On-going (substructure completed)
Social Services Delivery	Education and Youth Development	Organize best teachers awards	-	1	0	Not implemented
Infrastructure Delivery And Management	Infrastructure Development	Construct 1No. Bedroom semi-detached Bungalow at Asirebuso CHIPS compound	-	100%	100%	Fully implemented
Infrastructure Delivery And Management	Infrastructure Development	Construct 1No. CHPS compound at Asedja-Akwadum	-	100%	43%	On-going (at Super structure level)
Social Services Delivery	Health Delivery	Support HIV/AIDS programmes the district	-	100%	20%	On-going
Social Services Delivery	Health Delivery	Support immunizaion programmes	-	1	0	Not implemented
Infrastructure Delivery And Management	Infrastructure Development	Construct 1No. Clinic with portable water (Borehole fitted	-	100%	19%	On-going (Sub structure

Management		with hand pump) at Kplandey				completed)
Infrastructure Delivery And Management	Infrastructure Development	Construct 2No. Maternity home with portable water (Borehole fitted with hand pump) at Ahomahomasu and Abourso	-	100%	19%	On-going (Sub structure completed)
Infrastructure Delivery And Management	Infrastructure Development	Construct 2No. Nurses Quarters with portable water (Borehole fitted with hand pump) at Adakope and Hemang	-	100%	19%	On-going (Sub structure completed)
<b>Thematic Area: Infrastructure and Human Settlements Development</b>						
<b>Objective :</b> To improve on the infrastructure needs of the district to increase production						
Management And Administration	General Administration	Maintain and service vehicles	-	100%	20%	on-going
Infrastructure Delivery And Management	Infrastructure Development	Reshape and spot improve roads	-	100%	5%	On-going
Infrastructure Delivery And Management	Infrastructure Development	Bitumen Surfacing of residency Roads at Koradaso	-	100%	0%	Not implemented
Infrastructure Delivery And Management	Infrastructure Development	Dredge Dansor River near S.D.A.	-	100%	0%	Not implemented
Infrastructure Delivery And Management	Infrastructure Development	Construct 6No. Passenger waiting sheds	-	6	0	Not implemented
Infrastructure Delivery And Management	Infrastructure Development	Construct 1.8 diameter culvert and simple drains	-	100%	40%	On-going Concrete completed
Infrastructure	Infrastructure	Construct speed ramps at the	-	100%	0%	Not implemented

Delivery And Management	Development	entrance of the District Hospital and Salvation Army Clinic				
Management And Administration	General Administration	Provide for sanitation activities	-	100%	2%	On-going
Infrastructure Delivery And Management	Infrastructure Development	Construct 14-seater Aqua-privy at Obooho	-	100%	0%	Not implemented
Infrastructure Delivery And Management	Infrastructure Development	Promote 20 No. VIP toilets	-	20	0	Not implemented
Infrastructure Delivery And Management	Infrastructure Development	Construct 4No. Urinary at Ehiamenkyene market, Begoro market, Nsutam lorry station and W.C toilet at the District Court	-	4	0	Not implemented
Infrastructure Delivery And Management	Infrastructure Development	Construct 14-Seater Aqua-Privy toilet at Ahomahomasu	-	100%	80%	Started but abandoned (Plastering completed)
Infrastructure Delivery And Management	Infrastructure Development	Drill 10No. Boreholes in the districts	-	10	0	Not implemented
Infrastructure Delivery And Management	Infrastructure Development	Rehabilitate 10No. Boreholes	-	10	0	Not implemented
Infrastructure Delivery And Management	Infrastructure Development	Extend Bosuso small town water system to Adjeikrom	-	100%	0%	Not implemented
Infrastructure Delivery And Management	Infrastructure Development	Drill 1No. Community mechanized borehole at Dorminase	-	1	0	Not implemented



<b>Thematic Area: Transparent and Accountable Governance</b>						
<b>Objective:</b> Strengthen sub-structures and performance of the local governance To increase access to adequate and affordable shelter in the district by the end of 2017 To increase citizen's participation in governance by 10 % by December 2017. To minimize the perception of corruption in the District by 25% by December 2017						
Social Services Delivery	Social Welfare and Community Development	Identify and train Day care centres	-	10	5	On-going (5 daycare centres supervised)
Social Services Delivery	Social Welfare and Community Development	Support Persons with Disabilities (PWDs)	-	40	0	Not implemented
Social Services Delivery	Social Welfare and Community Development	Conduct Community sensitization on Child labour and child abuse	-	5 communities	0	Not implemented
Social Services Delivery	Social Welfare and Community Development	Make LEAP payment in all 31 communities	-	31 communities	0	Not implemented
Social Services Delivery	Social Welfare and Community Development	Carry out social enquiry for 25 individuals	-	25	0	Not implemented
Social Services Delivery	Social Welfare and Community Development	Organize Education on teenage pregnancy in 25 communities	-	25 communities	0	Not implemented
Social Services Delivery	Social Welfare and Community Development	Identify and register street children in 10 communities in the district	-	10 communities	0	Not implemented
Social Services Delivery	Social Welfare and Community Development	Conduct community sensitization on issues of Disability	-	10 communities	0	Not implemented
Social Services	Social Welfare and	Provide Hospital support	-	100%	50%	On-going (ward

Delivery	Community Development					rounds on Tuesdays and Thursdays)
Social Services Delivery	Social Welfare and Community Development	Carry out self-help program	-	10	0	Not implemented
Social Services Delivery	Social Welfare and Community Development	Train 250 women in soap making, teach women on basic book-keeping and assist women groups to access loans	-	250 women	0	Not implemented
Infrastructure Delivery And Management	Physical and Spatial Planning	Support street naming and property addressing system	-	100%	0%	Not implemented
Infrastructure Delivery And Management	Physical and Spatial Planning	Provide planning schemes	-	5	0	Not implemented
Infrastructure Delivery And Management	Physical and Spatial Planning	Organize public education on appropriate land use in the district	-	4	0	Not implemented
Management And Administration	Finance and Revenue Mobilization	Revalue properties in the district	-	100%	0%	Not implemented
Management And Administration	Planning, Budgeting and Coordination	Monitor and evaluate programmes and projects in the district	-	100%	5%	On-going
Infrastructure Delivery And Management	Infrastructure Development	Construct 2 Area Council Offices	-	2	0	Not implemented
Management And Administration	General Administration	Service and maintain office equipment	-	100%	10%	On-going
Management And	General	Organize quarterly staff	-	4	0	Not implemented

Administration	Administration	durbar				
Management And Administration	General Administration	Educate the masses on the 2017 budget	-	1	0	Not implemented
Management And Administration	General Administration	Assist traditional authorities in the district	-	100%	20%	On-going
Management And Administration	Human Resource Management	Sponsor staff capacity building programmes	-	4	0	Not implemented
Management And Administration	Human Resource Management	Sponsor staff for scheme of service courses	-	1	0	Not implemented
Management And Administration	Human Resource Management	Organize refresher training for Executive Committee and statutory Sub-Committee in their roles, functions and responsibilities	-	1	0	Not implemented
Social Services Delivery	Social Welfare and Community Development	Conduct public sensitization on government programmes and activities	-	6	1	On-going
Social Services Delivery	Social Welfare and Community Development	Educate the public on Assembly's by-laws	-	1	0	Not implemented
Social Services Delivery	Social Welfare and Community Development	Educate the public to abstain from premarital sex or use condom	-	1	0	Not implemented
Infrastructure Delivery And Management	Infrastructure Development	Support to feeder roads	-	100%	0%	Not implemented
Infrastructure Delivery And Management	Infrastructure Development	Rehabilitate 1No. Community Library	-	100%	0%	Not implemented
Infrastructure Delivery And	Infrastructure Development	Construct drains at Ehiamenkyene market	-	100%	0%	Not implemented

Management						
Management And Administration	General Administration	Create 3 police post	-	3	0	Not implemented
Management And Administration	General Administration	Construct police post at Ahomahomaso	-	100%	0%	Not implemented
Management And Administration	General Administration	Support Security Operations	-	100%	20%	On-going
Management And Administration	Finance and Revenue Mobilization	Train revenue collectors/staff	-	50	0	Not implemented
Management And Administration	Finance and Revenue Mobilization	Established 2 No. Revenue paying points	-	2	0	Not implemented
Management And Administration	Finance and Revenue Mobilization	Form Revenue Task Force to assist the Revenue Collectors	-	10	0	Not implemented
Management And Administration	Finance and Revenue Mobilization	Educate the public on the need to pay their taxes regularly	-	2	0	Not implemented
Infrastructure Delivery And Management	Infrastructure Development	Maintain Begoro Market	-	100%	0%	Not implemented
Infrastructure Delivery And Management	Infrastructure Development	Construct 1No. 6-Unit Staff Bungalow at Begoro	-	100%	40%	Started but abandoned (intel level)
Infrastructure Delivery And Management	Infrastructure Development	Construct 1No. 3-Bedroom for District Health director	-	100%	0%	Not implemented
Infrastructure Delivery And Management	Infrastructure Development	Construct EU Building for office accommodation	-	100%	0%	Not implemented

Infrastructure Delivery And Management	Infrastructure Development	Rehabilitate and Maintain Official Buildings in the District	-	100%	0%	Not implemented
Management And Administration	General Administration	Support for community initiated projects	-	100%	0%	Not implemented
Management And Administration	General Administration	Pay NALAG Development fund, Dues and diaries	-	100%	0%	Not implemented
Management And Administration	General Administration	Purchase of office equipment (Tables, Chairs, 5No. Cabinet, 15No. UPS and stationery)	-	100%	10%	On-going (2 printers purchased)
Management And Administration	Planning, Budgeting and Coordination	Prepare 2017 composite budget	-	100%	0%	Not implemented
Management And Administration	General Administration	Organize 2017 Independence Day Celebration	-	1	1	Fully implemented
Management And Administration	General Administration	Support for protocol and state functions	-	100%	10%	On-going
Management And Administration	General Administration	Organize public education and awareness creation of anti-corruption programmes	-	1	0	Not implemented
Management And Administration	General Administration	Create civic awareness to enable public demand accountability from public	-	1	0	Not implemented
Management And Administration	General Administration	Organize sports activities to sensitize the public on corruption	-	1	0	Not implemented
Management And Administration	General Administration	Reward hardworking staff of the Assembly	-	5	0	Not implemented
Management And Administration	General Administration	Educate the masses on the need to meet their tax obligation	-	2	0	Not implemented
Management And Administration	General	Educate public on Fee Fixing	-	1	0	Not implemented

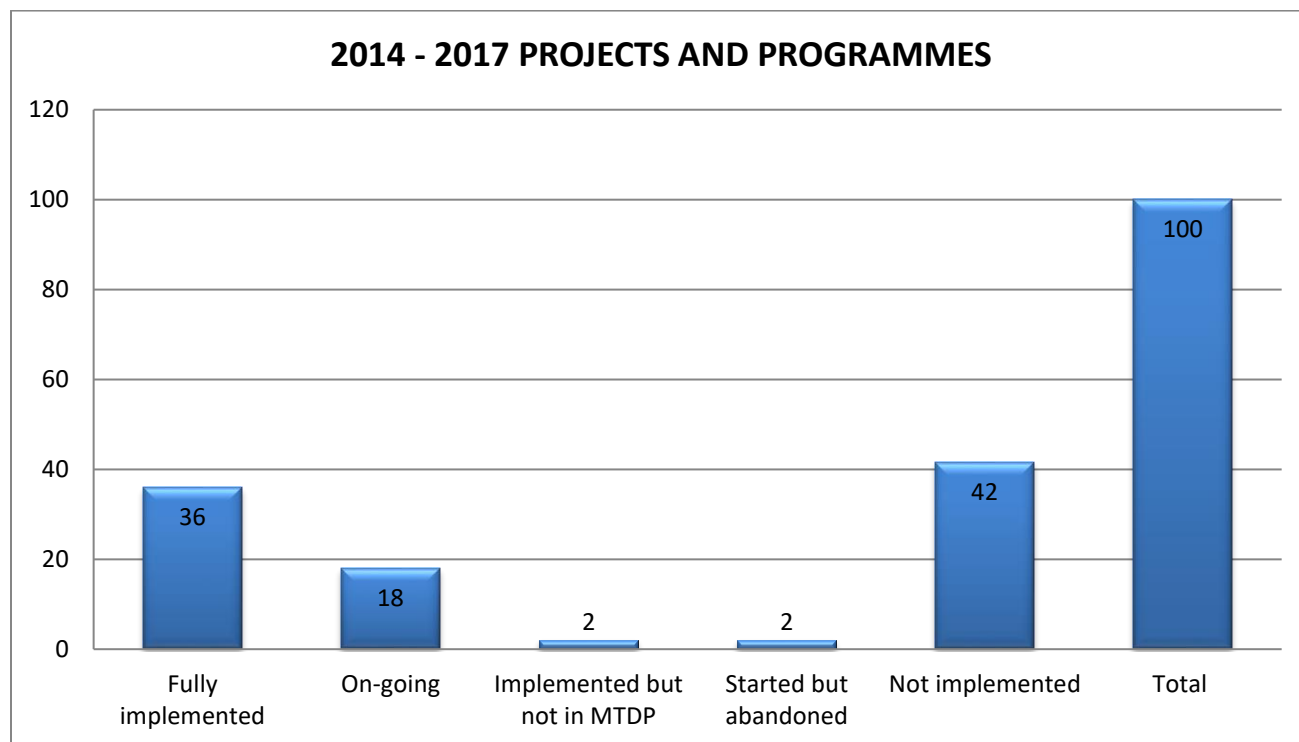
Administration	Administration					
Social Services Delivery	Social Welfare and Community Development	Educate parents and guardians to avoid engaging their wards during school hours	-	50	0	Not implemented
Infrastructure Delivery And Management	Infrastructure Development	Construct 1No. 12m x 30m Gari Sellers' Shed at Ehiamankyene Market	-	100%	0%	Not implemented
Infrastructure Delivery And Management	Infrastructure Development	Construct 1No. 10m x 24m Animal Sellers' Shed at Ahomahomasu Market	-	100%	0%	Not implemented
Infrastructure Delivery And Management	Infrastructure Development	Rehabilitate DCE's residence and Agric Directors' residence	-	100%	0%	Not implemented
Infrastructure Delivery And Management	Infrastructure Development	Construct 1No. 1 Bedroom Semi-detached apartment at Amotare	-	100%	0%	Not implemented
Management And Administration	General Administration	Procure 1No. Mower	-	1	0	Not implemented
Management And Administration	Planning, Budgeting and Coordination	Prepare 2018-2021 DMTDP	-	100%	10%	On-going
Management And Administration	Planning, Budgeting and Coordination	Prepare 2018-2021 M&E plan	-	100%	0%	On-going

### 1.3.1. Implementation of Programmes/Projects/Activities

The FNDA during the period of review implemented a number of programmes and projects in order to achieve its development objectives. The departments of the assemblies spearheaded the implementation of these activities.

An analysis of the entire plan implementation reveals that only 56% success was achieved representing 36% fully implemented projects, 18% on-going and 2% implemented but not in the MTDP, whereas 42% of activities were not implemented. The performance was however not impressive generally due to inadequate release of funds. Departments such as Agriculture, Disaster Management, and Social Development received little or no funding to carry out its activities.

The delay and late releases of funds from central government such as the DACF and DDF equally affected the completion and implementation of most physical projects. In spite of these inhibiting conditions, some other funding from UNCDF for the LoCAL project, SIF and implementation of projects in the area of water and sanitation by World Vision International operating in the district enhanced the successes gained.



SOURCE: FDA, DPCU, 2017.

#### **1.4. STATEMENT ON INCOME AND EXPENDITURE**

The review took a look at the financial performance of the District for the 2014- 2017 plan period. The sources of revenue for the district were; DACF, IGF, DDF, LoCAL and other sources whereas the expenditure covers capital, goods and services.

Capital Expenditure/ Assets as shown in table 2 were the biggest items of expenditure in the District over the 2014-2017 plan periods. In the last four years, the trend revealed a decrease in the amount per ceiling allocated as compared to the actual amount released. On the other hand, the actual amount released compared to the actual expenditure was proportional for the period 2014 and 2015, with the exception of 2016 which recorded an expenditure of GHC2,986,212.81 higher than the amount released of GHC2,659,383.28.

Correspondingly with regards to personal emoluments, 2015 experienced a significant deviation with an approved ceiling of GHC2,288,693.00, and only GHC964,661.00 was released.

Goods & Services in the years 2016 and 2017 equally experienced an expenditure of GHC1,322,312.61 and GHC1,153,017.99 respectively which were higher than the amount released of GHC985,382.09 in 2015 and GHC609,736.34 in 2016. There was however an astronomical fall for income in the amount approved and released from 2014 to 2017.

The financial resources in terms of the various funding types in the district showed a vast deviation with the DACF between the planned budget and the actual amount released in 2014 & 2016. The situation was the same with the DDF in 2015.

The outcome of the financial analysis in expenditure when considered at the aggregate level, shows a good performance. The comparison of revenue estimates to actual outturns showed an average performance. On the whole, the Assembly largely relies on national fiscal transfers from the central government for developmental projects & programmes. However reliance on such central government transfers has been found to be insufficient to discharge the full scope of its responsibilities. The Assemblies dependence on the central government for development resources is largely attributable to a number of factors with the key being weak capacity to mobilize IGF.

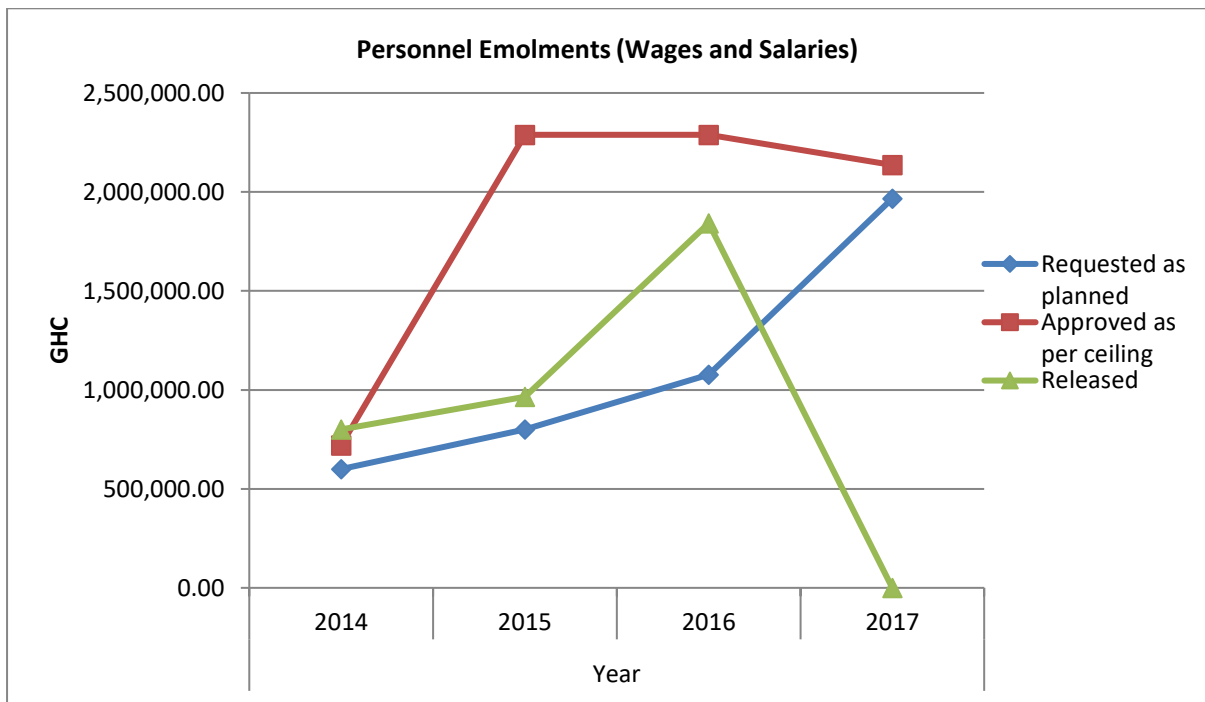


**Table 1.5: Total Releases from Government of Ghana**

<b>PERSONNEL EMOLUMENTS (WAGES AND SALARIES)</b>							
<b>Year</b>	<b>Requested as planned (A) GH¢</b>	<b>Approved as per ceiling (B) GH¢</b>	<b>Released (C) GH¢</b>	<b>Deviations</b>		<b>Actual Expenditure GH¢</b>	<b>Variance (C-B) GH¢</b>
				<b>A-B GH¢</b>	<b>B-A GH¢</b>		
<b>2014</b>	600,000.00	720,000.00	800,000.00	(120,000.00)	120,000.00	800,000.00	120,000.00
<b>2015</b>	800,000.00	2,288,693.00	964,661.00	(1,488,693.00)	1,488,693.00	964,661.00	(1,324,032.00)
<b>2016</b>	1,077,000.00	2,288,693.00	1,841,871.00	(1,214,693.00)	1,214,693.00	1,841,871.00	(446,822.00)
<b>2017</b>	1,966,481.26	2,136,802.00	0.00	0.00	0.00	0.00	0.00
<b>CAPITAL EXPENDITURES/ASSETS</b>							
<b>2014</b>	2,763,187.00	3,054,552.31	1,626,573.00	(291,365.31)	291,365.31	1,626,513.04	(1,428,039.27)
<b>2015</b>	3,335,574.00	3,335,574.00	2,828,372.79	0.00	0.00	1,331,129.50	(1,497,243.29)
<b>2016</b>	3,803,568.00	3,803,568.00	2,659,383.28	0.00	0.00	2,986,212.81	(1,144,184.72)
<b>2017</b>	3,430,957.00	3,430,957.00	0.00	0.00	0.00	0.00	0.00
<b>GOODS AND SERVICES</b>							
<b>2014</b>	1,219,232.72	1,219,232.72	1,472,823.68	0.00	0.00	1,472,823.63	(253,590.96)
<b>2015</b>	785,397.00	785,397.00	985,382.09	0.00	0.00	1,322,312.61	(199,985.09)
<b>2016</b>	482,074.00	482,074.00	609,736.34	0.00	0.00	1,153,017.99	(127,662.34)
<b>2017</b>	984,061.74	984,061.74	10,000.00	0.00	0.00	0.00	(974,061.74)

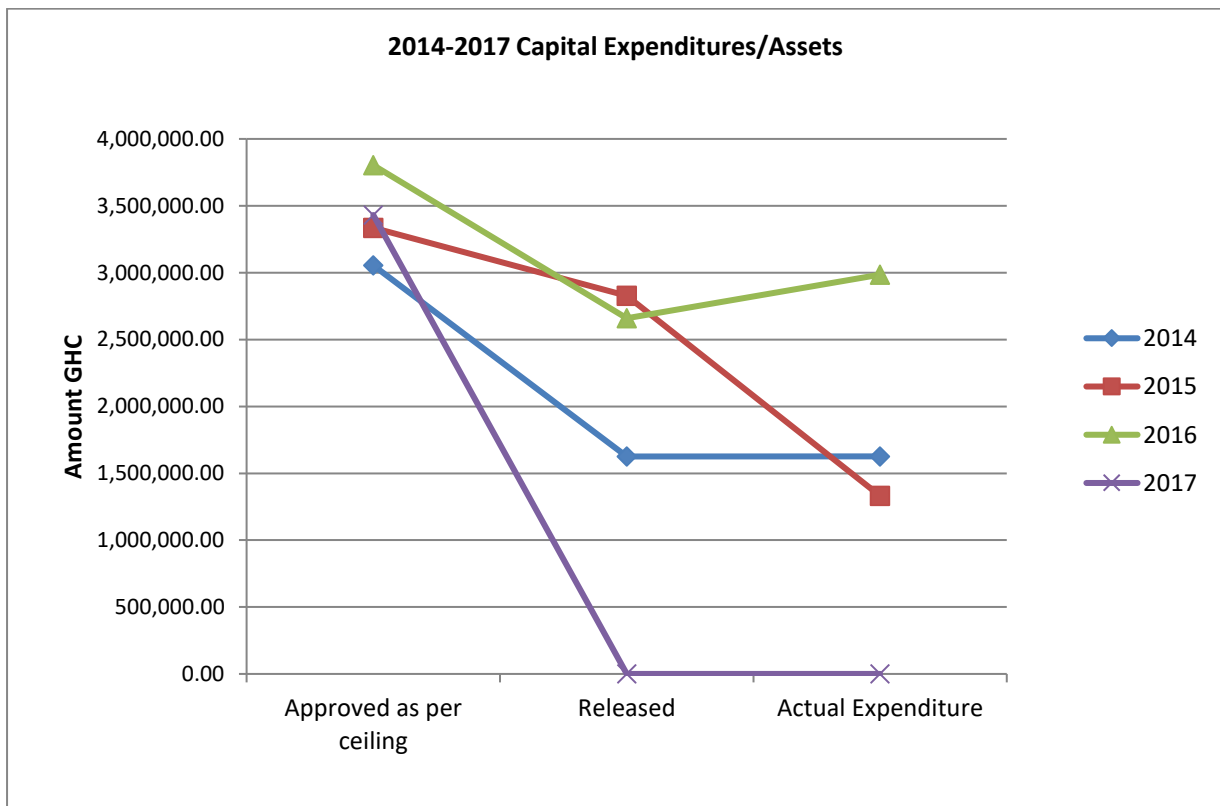
*SOURCE: FDA, DPCU, 2017.*

**Figure 1:1 Personnel Emoluments (Wages and Salaries)**



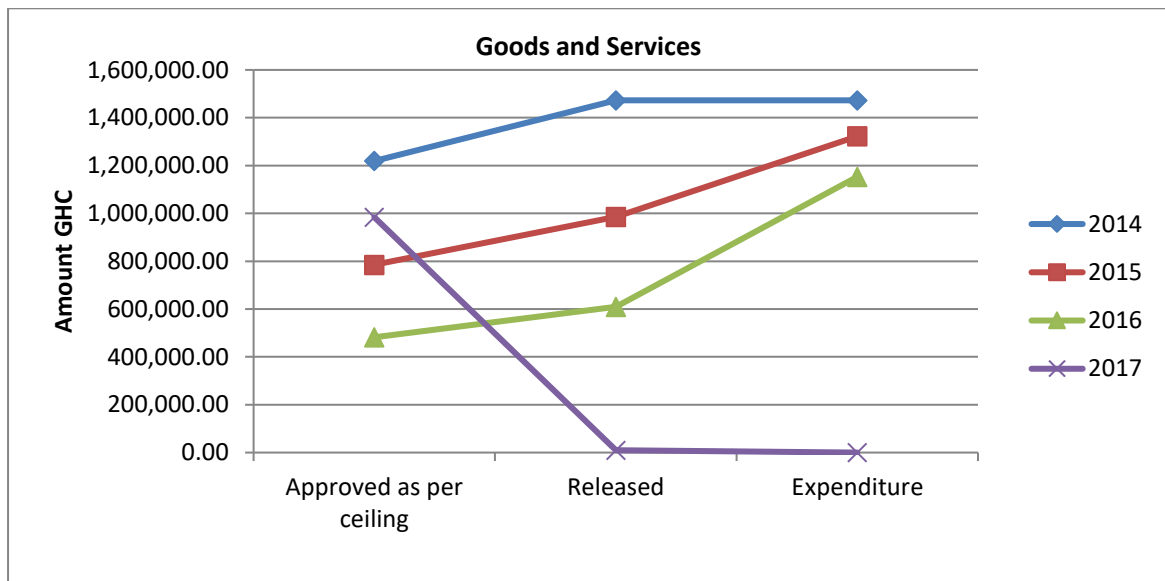
SOURCE: FDA, DPCU, 2017.

**Figure 1.2: 2014-2017 Capital Expenditures/Assets**



SOURCE: FDA, DPCU, 2017.

**Figure 1.3: Goods and Services**



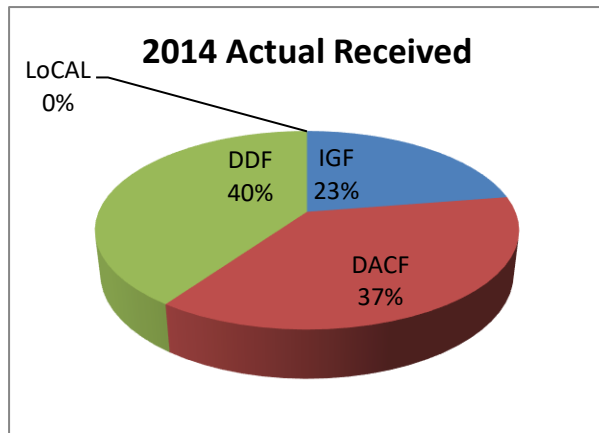
*SOURCE: FDA, DPCU, 2017.*

**Table 1.6: Sources of Financial Resources for Fantekwa**

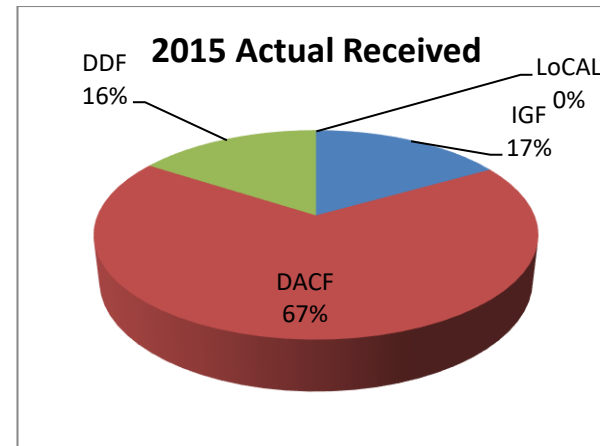
Sources	2014			2015			2016			2017	
	Planned	Actual Received	Variance	Planned	Actual Received	Variance	Planned	Actual Received	Variance	Planned	Actual Received
<b>GOG</b>	600,000	809,906.08	-209,906.00	600,000	964,661.00	-96,406.01	2,288,693.00	1,841,871.79	446,821.21	1,966,481.26	131,121.23
<b>IGF</b>	511,002.00	453,039.50	57,962.50	608,224.00	482,397.80	125,826.20	684,940.40	684,528.23	412.17	784,967.00	846,404.13
<b>DACF</b>	2,106,695.31	750,876.51	1,355,818.80	2,468,576.33	1,937,486.57	531,089.76	2,906,911.00	1,799,195.28	1,107,715.72	3,047,500.00	422,718.84
<b>DDF</b>	612,132.00	810,780.07	-198,648.07	657,,132.00	457,017.00	200,115.00	824,834.00	896,543.00	71,709.00	730,811.00	0
<b>Dev't. Partners</b>	0	0	0	0	0	0	0	0	0	0	0
<b>GetFund</b>	0	0	0	0	0	0	0	0	0	0	0
<b>LoCAL</b>	0	0	0	0	0	0	167,336.00	132,409.35	34,926.65	0	0
<b>Total</b>									0	0	0

SOURCE: FDA, DPCU, 2017.

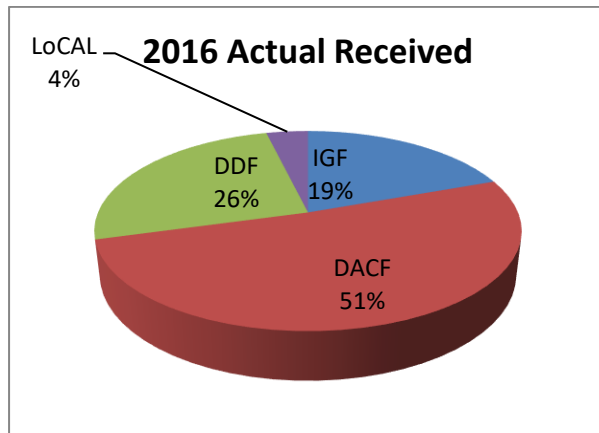
**Sources of Financial Resources Received 2014-2017**



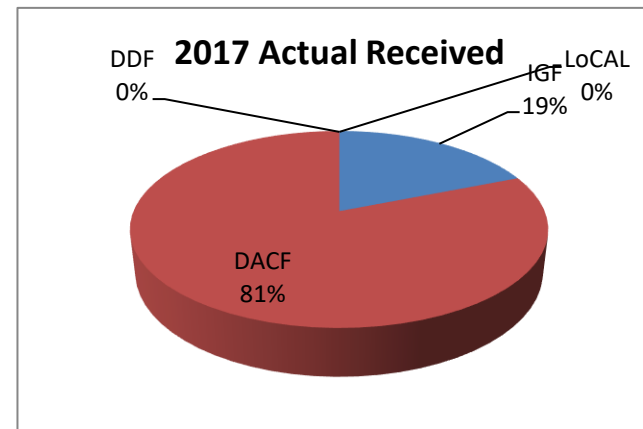
SOURCE: FDA, DPCU, 2017.



SOURCE: FDA, DPCU, 2017.

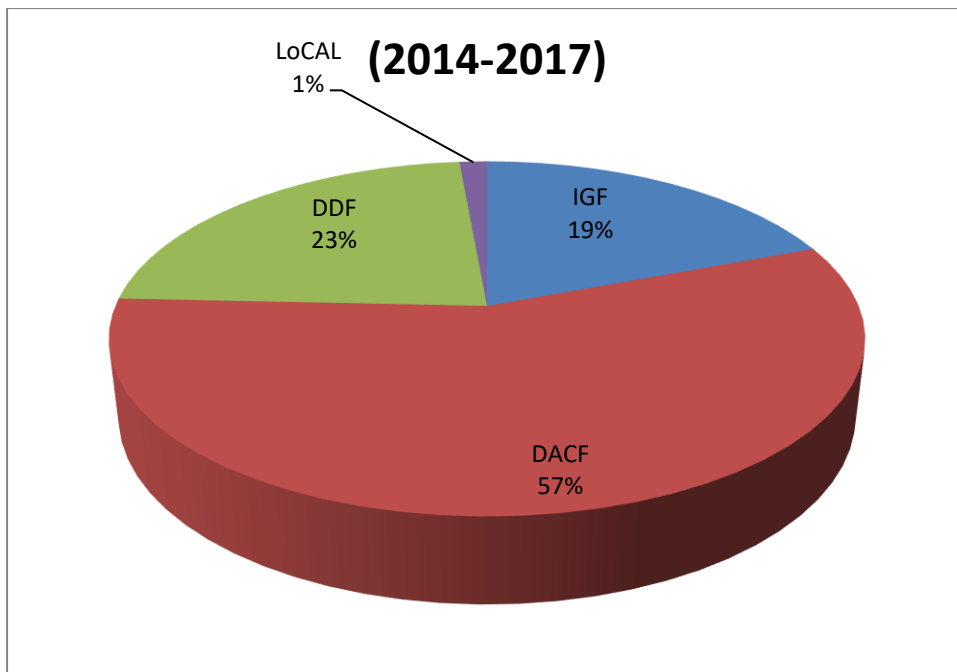


SOURCE: FDA, DPCU, 2017.



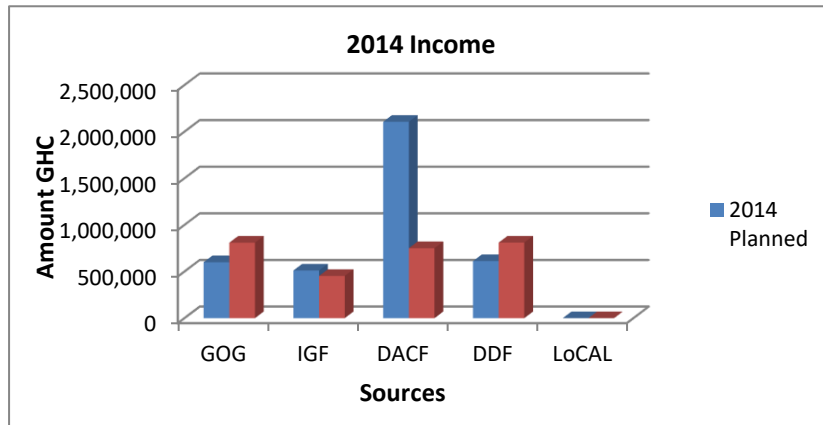
SOURCE: FDA, DPCU, 2017.

### Sources of Financial Resources Received for the Four Year (2014-2017)



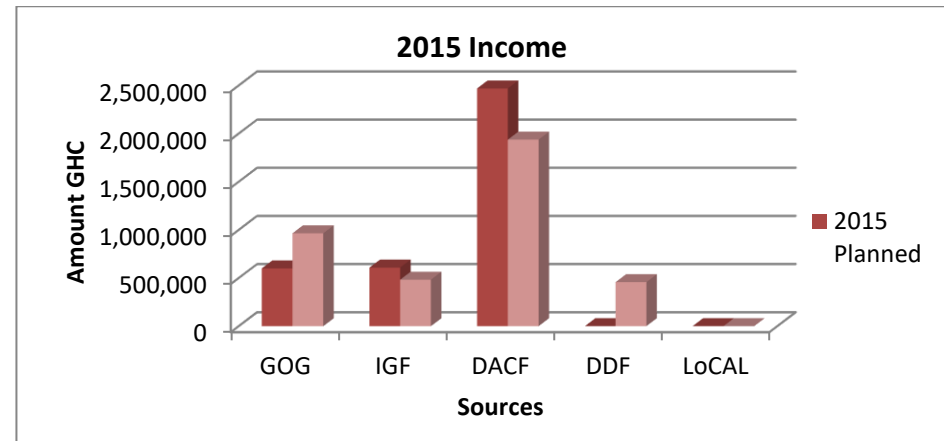
SOURCE: FDA, DPCU, 2017.

**Figure 1.4: 2014 Income**



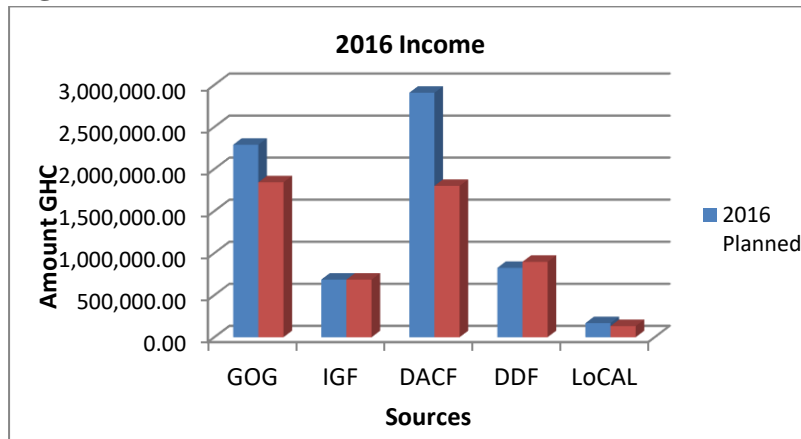
SOURCE: FDA, DPCU, 2017.

**Figure 1.5: 2015 Income**

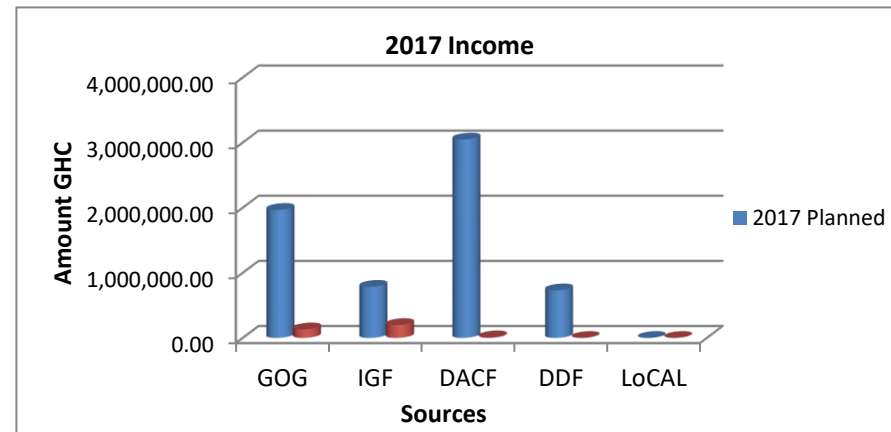


SOURCE: FDA, DPCU, 2017.

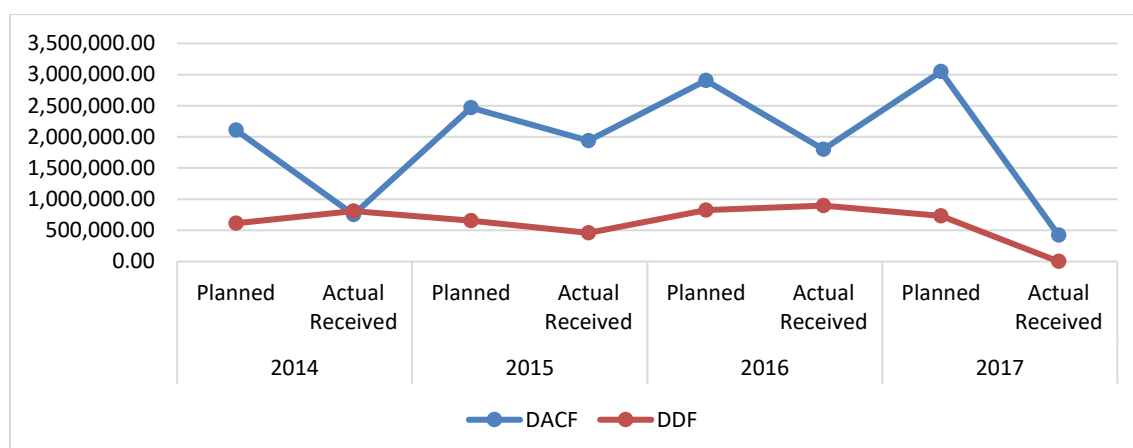
**Figure 1.6: 2016 Income**



**Figure 1.7: 2017 Income**



**Figure 1. 8: DACF/DDF Performance**



SOURCE: FDA, DPCU, 2017.

## 1.5. KEY CHALLENGES/PROBLEMS DURING IMPLEMENTATION

During the implementation of the 2014-2017 plan the assembly encountered a number of challenges which affected the level of achievements in completing its programmes and projects, these challenges were;

### *Inadequate funds to implement the programmes and projects in the plan*

The sources of revenue to the Assembly were mainly external (DACF, DDF, LoCAL etc.) mainly from the central government in the form of grants and internal sources as well. The major fund for programmes and projects was the DACF; however, the irregular and untimely releases of the DACF affected implementation of activities in plan. Most of these projects were not initiated, abandoned or on-going due to the over reliance on Central Government transfers such as the DACF and DDF.

### *Overly ambitious plan*

The activities outlined for implementation over the period was over ambitious without recourse to funds inflow. Unpredictability in budget releases affected realistic forecasting hence planning for so much with little financial resources.

### *Non – revenue mobilization initiatives / innovations*

The 2014-2017 plan had few IGF projects with focus on activities which were external funded bias. This had influence on the commitment of the assembly in coming up with strategies and innovations to improve the IGF to fund most of these activities.

Inadequate public sensitisations on their tax obligations and low awareness on the use of citizen's tax for development resulted in citizen's low compliance and apathy in paying taxes.

Additionally, the inability of the assembly in mobilizing enough IGF is due to the following factors; revenue data not updated thereby not having accurate or reliable



data, revenue leakages, low capacity of revenue staff and non-functioning sub-district structures among others.

#### ***Low commitment to Monitoring and Evaluation***

The assembly had not been committed in conducting regular PM&E hence could not deliver on value for money and sustainability of some projects. Monitoring the implementation of projects and programmes are most critical in achieving desired results. It usually involves assessment of the quality and timeliness in the production of outputs, identification and correction of problems and if projects and programmes are beneficial to the intended target groups.

### **1.6. LESSONS LEARNT AND IMPLICATIONS FOR (2018-2021) DMTDP**

The lessons learnt as a results of the challenges encountered above will serve as a guide for the 2017- 2021 planning period. The following were the lessons;

#### **Improved Internally Generated Funds or IGF**

Priority attention should be given to increasing the IGF base of the assembly in other to help cushion the assembly's financial resources. This will be aimed at developing other avenues to generate revenue and capacity building such as;

- Developing the tourism sector for revenue generation
- Improving market infrastructure
- Awareness creation on the citizens tax obligations
- Revenue data update
- Capacity building of revenue collectors
- Frequent monitoring of revenue collectors

On the other hand, there is the need to strengthen the capacity of the sub-district structures by providing them with office accommodation and logistics to make them functional.

#### **Regular Monitoring and Evaluation**

Regular M&E of projects and programmes would be conducted to ensure value for money of projects. This will also ensure better goods and service delivery from the projects and programmes. The principal aim of evaluation is to improve decision making, resource allocation and accountability. In view of the feedback on the evaluations, lessons learnt will guide future planning and budgeting. Additionally, stakeholder involvement in monitoring and evaluation of programmes and projects would build and enforce ownership and enhance transparency and accountability.

#### **Commitment in Implementation of the Plan**

The plan preparation process should take into consideration cash outflows and inflows and ensure comprehensive stakeholder consultations. Mid-term review of plans is relevant to give credibility to the planning and budgeting processes. This will address the issue of planning without resources to implement

## 1.7. CURRENT SITUATION AND PROFILE OF FANTEAKWA DISTRICT

### 1.7.1. INSTITUTIONAL CAPACITY NEEDS

For an effective DMTDP implementation, monitoring and evaluation, there is need for the availability of incentives, materials and human resources. It is prudent therefore to assess the capabilities and capacities of the district to determine if the requisite funds, human and materials resources are available to implement the plan and pursue an effective M&E.

An assessment of the human resource base of the district indicates that the assembly has a full complement of the DPCU with twenty-one membership.

However, the capacity index of 6.1 as indicated in table shows that the DPCU has an average capacity to achieve the district's development focus.

Table shows the resources required Vis avis available resources by the departments of the assembly.

**Table 1.7: Human Resource Capacity**

Department/Units	Staff Strength			No. Required
	No. of Staff	Male	Female	
Central administration	96	30	9	138
Environment	54	32	22	60
Education	34			47
Physical Planning	11	10	1	21
Information	4	2	2	5
Social Welfare	12	8	4	11
Agric	32	30	2	72
Finance	26	20	6	33
Health	30	23	7	38
BAC	3	2	1	4
Works	11	10	1	49

SOURCE: FDA, DPCU, 2017.

**Table 1.8: Available Resources and Resource Gaps**

Required Resources/Infrastructure	Available Resources	Resources Gap
<b>Central Administration</b>		
1 vehicle (DCE) 1 vehicle (DCD) 1 general administration 1 monitoring vehicle (DPCU) 2 motor bikes Projector Camera	1 vehicle (DCE) 1 vehicle (DCD) 1 general administration 1 motor bikes	1 monitoring vehicle (DPCU) 2 motor bikes 1 projector camera
<b>Works Department</b>		
Adequate Staff 1 vehicle 2 motor bikes 3 photo copy machine 4 printer 5 camaras	Inadequate staff 1 motor bike 1 non-functioning desktop 3 laptops 1 printer	1 vehicle Photo copier Printer Comb-binding machine Desktop computer Adjustable ladder Belt and climbing shoes

		camara
<b>Education</b>		
3 Pick ups 13 Motor bikes Complete Office accommodation Fuel 3 printers 10 desks 10 cabinets and shelves 3 laptops	2 Pick up 2 Motor bikes Uncompleted Office accommodation 1 printer 6 desks 4 cabinets 1 laptop	<ul style="list-style-type: none"> <li>▪ Funds</li> <li>▪ 1 pick up</li> <li>▪ Uncompleted office accommodation</li> <li>▪ 11 motorbikes</li> <li>▪ 2 printers</li> <li>▪ 6 cabinets</li> <li>▪ 2 laptops</li> </ul>
<b>Agriculture Department</b>		
Residential accommodation Office accommodation Vehicle Motor bikes for extension officers Protective clothing Printers Desktop computers Laptops photocopier Fuel	Office accommodation Vehicle Motor bikes Printer Desktop computer photocopier Printers	<ul style="list-style-type: none"> <li>▪ Residential accommodation for agric director</li> <li>▪ Fuel</li> <li>▪ Motor bikes</li> <li>▪ laptops</li> <li>▪ Funds</li> </ul>
<b>Physical Planning</b>		
Planning Schemes Vehicle Motor bikes Plotter Printer Funds	1 motor bike 2 desktop computers 1 color A3 Printer 1 photocopier 1 A4 Printer	Plotter Printer Funds
<b>Health</b>		
Health personnel (nurses) Motor bikes Vehicle for health administration Residential accommodation for health director Health Centres	Health personnel Broken down motor bikes 13 CHPS compounds	<ul style="list-style-type: none"> <li>▪ Inadequate staff</li> <li>▪ Lack of vehicle for health administration</li> <li>▪ Lack of accommodation for health director</li> <li>▪ Inadequate CHPS/Health centres</li> <li>▪ Fuel</li> <li>▪ Funds</li> </ul>
<b>Trade and Industry</b>		
Office accommodation Residential accommodation Vehicle Motor bikes Startup kits Printers Computers	Office accommodation Vehicle Motor bike Printer Computer	<ul style="list-style-type: none"> <li>▪ Lack of startup kits</li> <li>▪ Residential accommodation</li> <li>▪ Funds</li> </ul>
<b>Disaster Prevention</b>		
Office accommodation Residential accommodation Vehicle 10 Motor bikes Store room Printers	Office accommodation Printers Computers GPS	Residential accommodation Vehicle 10 Motor bikes Store room Printers Funds

Computers GPS		
<b>Finance Department</b>		
Office accommodation Accounts staff Revenue vehicle Printers Computers	Office accommodation Accounts staff Revenue vehicle Printers Computers	<ul style="list-style-type: none"> <li>▪ 3 office accommodation for revenue staff</li> <li>▪ 2 accounts staff</li> <li>▪ 1 residential accommodation</li> </ul>
<b>Social Development</b>		▪
1 motor bike Office accommodation Residential accommodation Funds Printers Computers	1 motor bike Inadequate Office accommodation Printers Computers	Residential accommodation Office accommodation Funds
<b>Natural Resource</b>		
Adequate staff Vehicle Motor bikes Printers Computers	inadequate staff Vehicle Motor bikes Printers Computers	Staff strength

SOURCE: FDA, DPCU, 2017.

### DPCU Capacity and Management Index

Indicators	Score = 1	Score = 5	Score = 10	Indicator Average
Qualifications of personnel	Most staff do not have the required education	Some staff have the required education	All staff have the required education	5.5,7,6,5,6,7,5,5,7,9,7,6,7,7,5,5,5,5,5,6,1,6,5,5,6,
Staff Compliment	There are numerous key positions that are unfilled	Most key positions are filled but there are still gaps	All positions in the DPCU positions are filled	6,5,5,7,7,7,6,6,8,8,5,7,7,8,6,9,5,7,9,5,7,5,8,5,
M&E Skills & Knowledge	Most staff do not have the requisite M&E skills and knowledge	Some staff have requisite M&E skills and knowledge	All staff have requisite M&E skills and knowledge	7,5,7,5,5,6,3,3,3,2,7,2,8,2,5,4,6,3,5,5,3,5,1,6,
Availability of Funds	Funds available do not meet basic cost requirements	Funds available to meet basic costs, but will not allow DPCU to carry out all activities in the M&E plan	Funds available meet basic costs, as well as enable DPCU to carry out all activities in the M&E plan	1,5,6,6,1,1,2,7,4,4,5,2,6,3,1,5,1,2,1,4,4,
Utilization of Funds	Resources are spent at the discretion of management and not in pre-approved areas	Some resources are spent as approved by the DA, but management continues to direct some funds inappropriately	Resources are spent as budgeted in accordance with the DMTDP	6,6,7,7,6,5,6,5,8,7,9,7,8,9,5,8,6,8,5,1,9,7,5,
Timely Access to Funds	Funds released 12 months behind schedule	Funds released 6 months behind schedule	Funds released on schedule	7,6,7,5,5,5,5,6,4,5,7,5,7,5,7,1,5,6,5,6,
Leadership	Leadership is not able to address development needs	Leadership can complete short term	Leadership is dynamic and motivates the DA	6,6,5,5,5,5,5,5,6,9,6,7,2,6,8,6,10,7

	due to low motivation, corruption, or lack of qualification	tasks, but is not dynamic or able to envision the medium to long term development	staff and members to work together for long term development	,1,6.3,7.3,
Management	The full complement of management is not available, and what is present does not have the skills to direct DPCU activities	Partial complement of management but not able to handle all functions e.g. planning, budgeting, financial reporting, M&E, etc.	There is a full complement of management and technically skilled to handle all functions	10,7,8,10,10,9,8.3,8,9,8.5,8.7,9.2,8,9.5,8,9,8,
Workload	Workload is so high that staff must work overtime to complete even basic administrative tasks	Workload forces staff to work overtime to complete planning and M&E functions	Staff can complete all jobs within regular working hours	9.5,10,10,10,10,10,10,9.1,8.1,8.9,8.7,9.3,8.6,9,9,8,8.7,8.8,
Motivation/ Incentives	Basic central government Motivation/Incentives exist but are not accessible	Some central government motivation/incentives are accessible (training, maternity leave, overtime payment, etc)	Central government motivation/incentives are easy to access and development partners' incentives also exist	6,5,6,5,5,5,5.6,5.1,6.1,7,9,7,6,5,6.2,7,6,6,7.2,
Equipment/ Facilities	Office space, furniture, and other facilities are woefully inadequate	Office space is adequate, but furniture and other facilities are lacking for some staff	All staff have access to appropriate office space, furniture and other facilities	1,5,6,5,5.5,6,6.2,5,5.2,7,6,3,5,1,6,5.1,5,9,
Total Score	11	55	110	
<p>Indicator total score = 1147.7  Average total score = 1147.7/17 = 67.5  <b>Index</b> = 67.5/11 = <b>6.1</b> (average management performance)</p>				

SOURCE: FDA, DPCU, 2017.

## 1.8.0. PHYSICAL AND NATURAL ENVIRONMENT

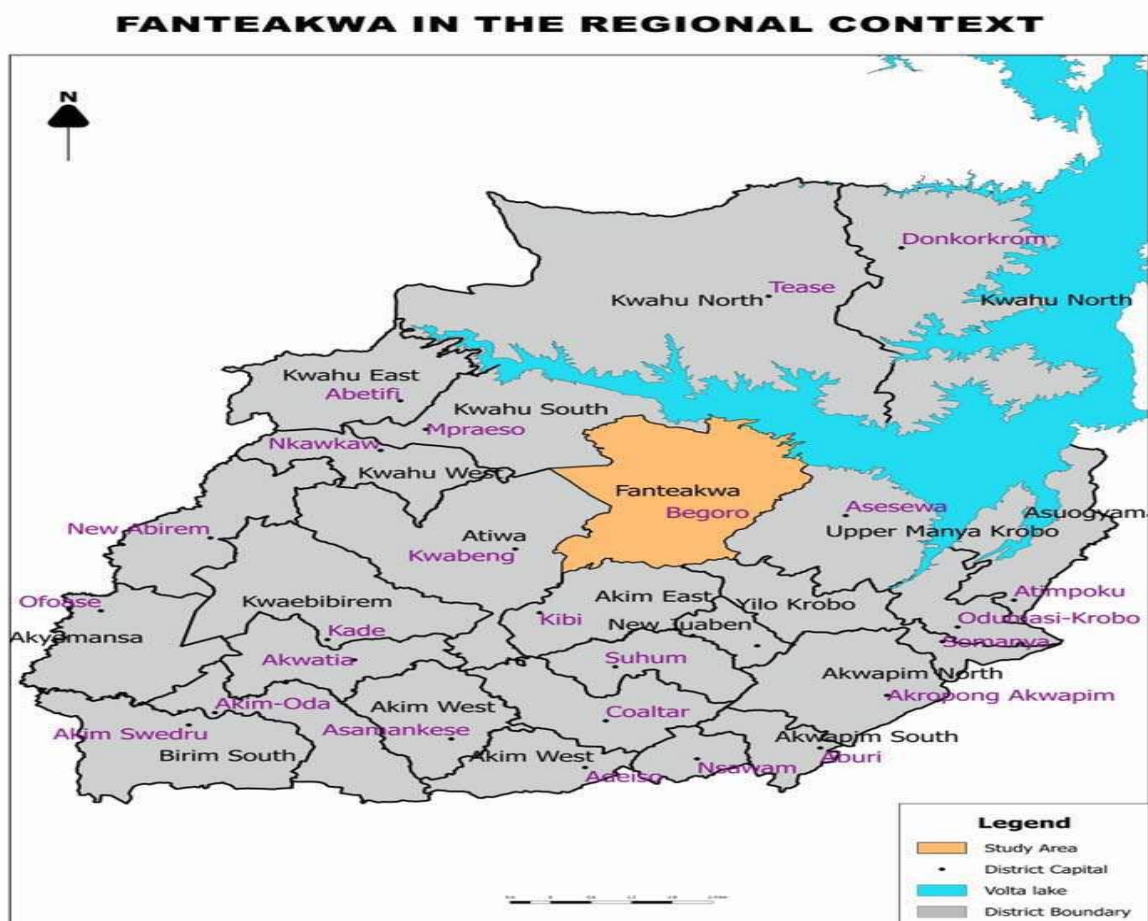
The district has a unique natural environment and resources that affects both human and economic activities. These characteristics of the district are discussed as follows;

### 1.8.1. Location and Size

The Fanteakwa North District Assembly was carved out of the old Fanteakwa District Assembly by L. I. 2346 of 2017 in pursuance of the Government's Decentralization Policy and local government reform policy with Begoro as its capital.

The Fanteakwa North district is located within the central part of the Eastern Region of Ghana. It lies within longitudes 0032.5' west and latitudes 6015' north and 6010' south. The district shares boundaries with Kwahu Afram Plains South district to the north, to the northwest by Kwahu South district, the south by East Akim and Atiwa district and to the east by Yilo and Upper Manya Krobo district. It is bonded to the north by the Afram Plains and Volta Lake and to the North West. The district has a total land area of 1150 square kilometers being currently the third largest district in the region in terms of land size.

Figure 1.9: Map of Fanteakwa District



### **1.8.2. Climate**

The district falls under the influence of both the south west monsoon winds and north east trade winds and characterized by double maxima rainfall in March to October and November to February respectively with the heaviest rainfall in June. Averagely, the district experiences an annual temperature of 24 degrees Celsius, with the weather usually cold and often experience relative humidity throughout the year. This condition therefore resulted in the district popularly known as ‘Manchester’.

### **1.8.3. Vegetation**

The district is predominantly a forest zone with few semi-savannah areas at the Northern part. The typical wet- semi deciduous forest vegetation covers about 80 percent of the total vegetation cover across the district. This vegetation is therefore suitable for the cultivation of cash crops like cocoa, coffee, rubber, oil palm and citrus as well as staple food crops such as plantain, cocoyam, cassava, maize, rice and vegetables. Most of these crops are exported which help generate more income for farmers, the district and the country as a whole.

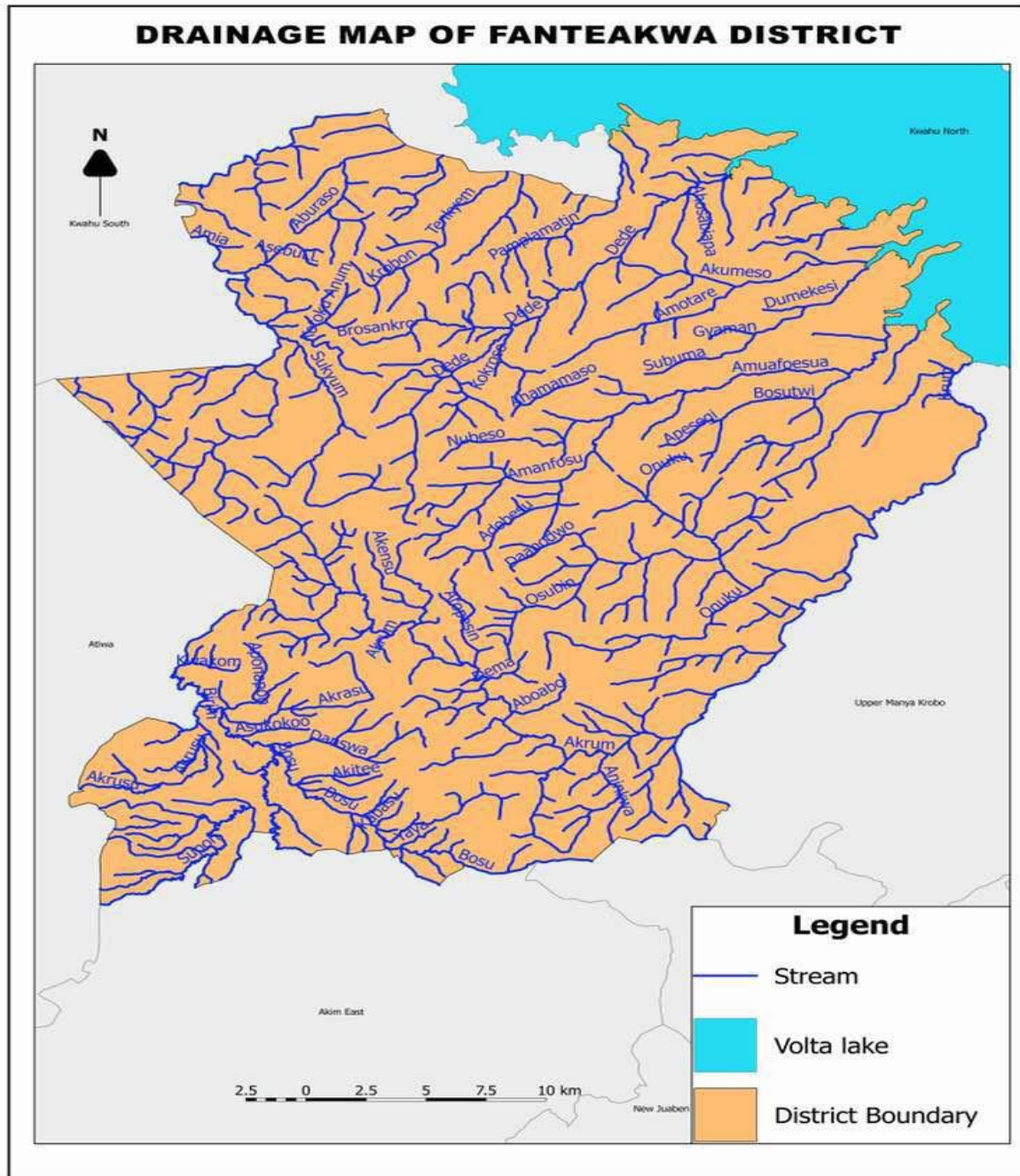
### **1.8.4. Relief and Drainage**

The topography of the district is generally hilly and rugged with undulating land forms. The average height of the land is about 8762ft above sea level. Underlying these land masses are several rocks and parent rocks from which several different soils have developed. The parent rock includes the Birrimian formation and Voltarian metamorphoses sediment, with their associated rocks such as Phyllis, Schist and Granites. Most of the hills are capped with iron pans, Bauxite and Kaolin. Gold and Bauxite are also embedded within these rocks. They are suitable for both building and constructional purposes and can therefore be exploited to the benefit of the district.

Apart from the vast arable land being used mainly for agricultural purposes, the topographical and geological nature of the vegetation in the district also made possible for a proportion of the land being used for stone quarry.

The district is well drained with several rivers some of which are the Akrum, Osubin, Amanfuesua and Dede. Almost all these rivers are seasonal with most of them overflowing their banks during the rainy season and drying up during the dry season. These rivers are the major source of water resources used mainly for domestic activities.

**Figure 1.10: Drainage Map of Fanteakwa District**



Source DPCU 2017

### 1.8.5. Soils

The rocky lands have developed five (5) different soil formations, namely the Atiwa-Anum simple formation or association, Nzema-Betwai or Oda compound association, Atewiredu-Kafie simple association, Bediesa-Yaya or Asuani-Atewa complex association and Nankesi-Akrosi or Nta Offin compound association. The major soil associations, their characteristics and the types of crops they support are listed in the table below as follows:



**Table 1.9: Major Soil Associations and Their Characteristics**

Soil Association	Characteristics	Suitable Crops
Atewa - Anum simple	i. Reddish yellow to dark yellowish brown and well drained gravelly clay developed ii. Dark brown to yellowish red, well drained, non gravelly clay, loams and clays develop on steep upper to gentle lower slopes.	Food crops; plantain, cocoyam cassava and vegetables Cash crops; cocoa, coffee and banana.
Atewiredu-Kafie simple	i. Yellowish red to yellowish brown, well drained gravelly and non gravelly clayey soils dried over flat-topped summits, over bauxite pan and on steep slopes.	Food crops; plantain, cocoyam cassava and vegetables Cash crops; cocoa, coffee and citrus.
Nzema – Bekwai or Oda compound	i. Red yellowish red, well drained gravel, silt, loam and clayey ii. Yellowish brown, moderately well to imperfectly drained clays and loams. iii. Greyish brown to grey poorly drained alluvial clays and silty clay loam on valley bottoms.	Food crops; maize, cassava, cocoyam, plantain, rice and dry season vegetables. Cash crops; Cocoa, coffee, citrus, oil palm and rubber.
Bediesa-Yaya or Asuani-Atewa complex	i. Yellowish red, well drained, deep gravelly and non-gravelly sandy clays and loams. Developed mainly over sandstones or very steep slopes and summits ii. Greyish brown to grey poorly drained gravel free and less gritty in texture clays developed from gentle lower to middle slopes.	For mechanized cultivation of food and cash tree crops.

SOURCE: FDA, DPCU, 2017.

Generally, the soil found in the district is fertile for both cash and food crops such as cocoa, coffee, fruits, plantain, cassava, cocoyam, vegetables and cereals. The production of these crops helps to sustain food supply and reduces hunger and poverty in the district. Most of these crops are exported to other commercial centres such as Accra, Tema, Koforidua among others.

Intensive farming activities for the production of food and cash crops and other human activities within the thickly populated areas have greatly influenced the nature of soils resulting in nutrient depletion, soil erosion, iron pan formation and land degradation.

### 1.8.6. Implications for Development – Natural Environment

The features of the environment and natural resources affect growth in the Fanteakwa North District. Attention should therefore be given to the environmental implications of the district as discussed below;

- The size, topography and natural resource endowment influences on prospects for industrialization, agriculture, tourism and growth.
- Given the peculiar location, the district can initiate/promote cross boundary markets where surplus goods can be traded than being taken to distant markets. Hence by fostering cross district trade.

- The district capital is deprived of the cheapest means of transport thereby putting it in a disadvantageous position as compared to other district capitals located at vantage points.
- Stimulation of the economy can however mitigate the disadvantages associated with the location.
- Investment in transport infrastructure is necessary to enhancing trading and productivity.
- Issues of disputed boundaries affect the development of the district. It is important that the political boundary between the district and East Akim are marked clearly. This is because with clearly outlined boundaries the Fantekwa district can control, create and enforce laws within its jurisdiction.
- The border disputes create tension over natural resources in most cases. The dispute over who to collect property rates from Linda Dor and the operation of the GPRTU needs to be resolved.
- The remoteness, difficult terrain, infrastructural bottlenecks have serious impediments on development in the district.

## **1.9. BIODIVERSITY, CLIMATE CHANGE, GREEN ECONOMY AND ENVIRONMENT**

### **1.9.1. Biodiversity**

The district has a rich stock of biological diversity as it lies within the tropical forest. There are three wild life protected areas within the district; the Worobong Forest Reserve, Dede Forest Reserve and the Southern Scarp.

Agriculture is the mainstay of the population and contributes to the revenue of the district. Therefore, the people's life is highly influenced by the climate. Many Ghanaians and for that matter farmers in the district depend on forests for their livelihoods and as a result, there has been land degradation and deforestation. Deforestation is a major problem that has led to significant loss of biodiversity.

The main threat of Agriculture to biodiversity in the district is the conversion of natural habitat into farmlands. Food and cash crop farming and intense grazing of livestock leads to habitat degradation and subsequently loss of local fauna and flora. The practice of shifting cultivation system and the slash and burn method of farming in the district implies that more natural habitats are cleared for farming year after year. This is a major contributory factor to habitat degradation and biodiversity loss.

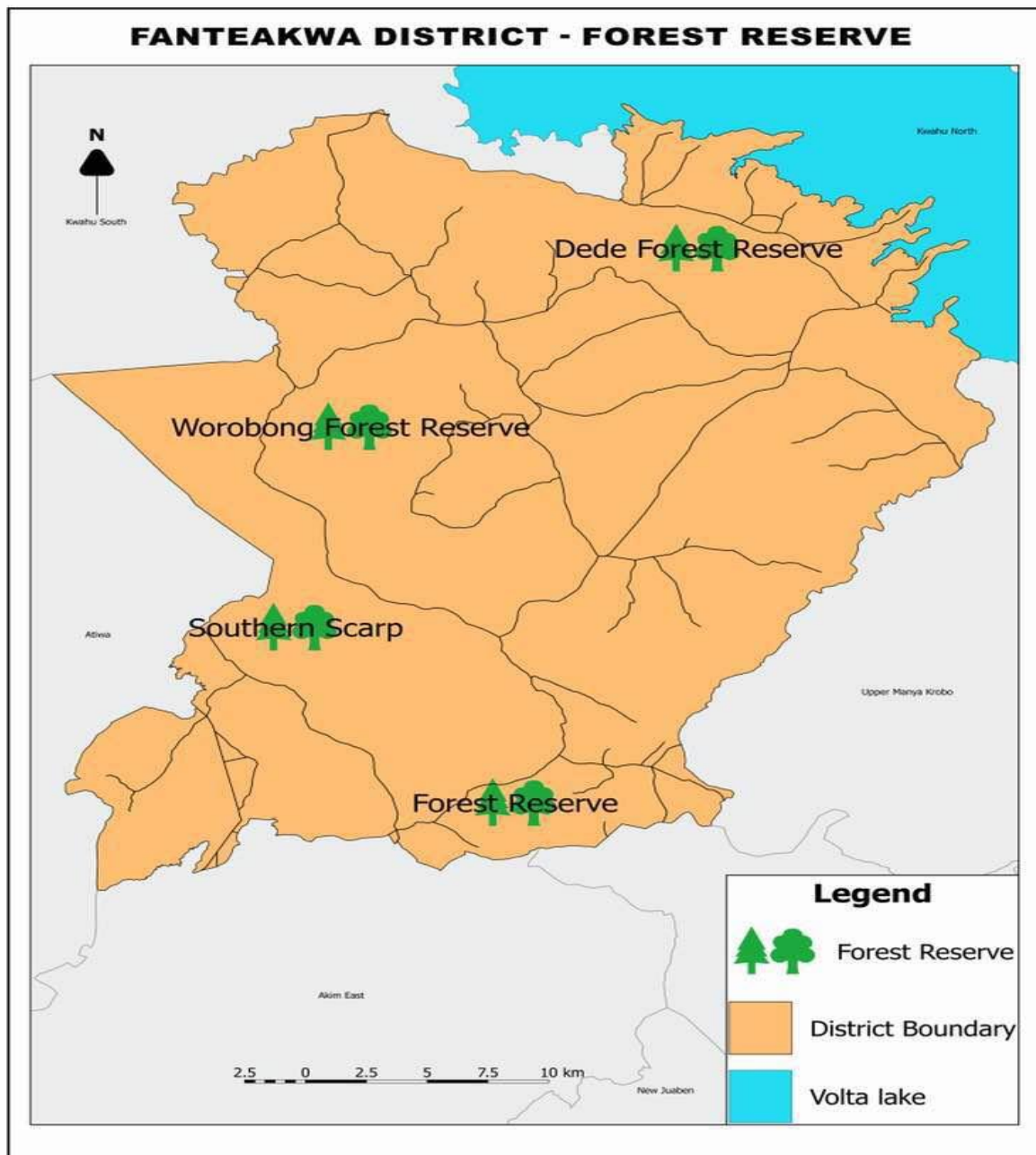
Expansion in agriculture brings tremendous benefits to the district and the country at large. However the impact of agricultural expansion on the districts biodiversity may be quite disastrous as indigenous species are threatened.

Subsequently, there are a number of rivers in the district, the biological resources they contain contribute a lot to the socio economic development. There is the Volta Lake in the northern part of the district, Afram River which contains various fish species. Others are small islands such as Amotare Islands, Agavedzi Islands and Rivers at Peterfor, Odortom, Dedeso, Okuase, Adakope, Tromeleve, Ganyakope, Abuakwa, Mpaem, Dorminase,

Yokperm, etc. Fishing in these water bodies indisputably alters the biodiversity and ecology of the rivers. Fish species are therefore under severe threat of extinction.

The forest reserves are faced with issues of depletion, bush fires, chain saw lumbering and search for firewood leading to the depletion of the forest resources over the years.

**Figure 1. 11: Map of Fantekwa District Forest Reserve**



Source: DPCU 2017 Note: with the creation of Fantekwa North the boundaries have changed

## **1.9.2. Climate Change and Green Economy**

Climate change has become one of the biggest challenges of this century, and as a global challenge it requires global solutions. Projections by the Intergovernmental Panel on Climate Change (IPCC) indicate that if emissions continue to rise at their current pace, the world will be faced with a disastrous future in the form of sea-level rise, shifts in growing seasons, biodiversity loss, as well as increased frequency and intensity of extreme weather; such as heat waves, storms, floods and droughts (Ghana National Climate Change Policy, 2012).

The National Climate Change Policy (NCCP) for Ghana was developed in an effort to address the socio-environmental issues faced by the country, such as increased frequency of natural disasters such as floods and droughts which have negative social, environmental and economic impacts. The NCCP was aimed at ensuring sustainable development through the adoption of a climate-resilient and green economy as well as existing as a guide for policy makers to implement climate adaptation strategies nationally. Five areas of priority are highlighted in the NCCP. These are: Agriculture and food security, disaster preparedness and response, natural resource management, equitable social development and energy, industrial and infrastructural development. The focus on climate-resilient infrastructure and communities allows for improved food security across the region, as well as good management and conservation of resource bases, which align with the five priority areas (Ministry of Environment, Science, Technology and Innovation, 2013).

Climate change is further influenced by the types of economic sectors, the geographical spread of ecological zones and increasing poverty levels which undermine people's ability to adapt and cope. The district with about 60% of the economically active population derives their livelihood from agricultural activities. Therefore changes in climate must be issues of great concern.

Ghana experiences periodic extreme events such as rainstorms, floods, and droughts. Average annual temperatures are predicted to increase by 1.0-3.0°C, from the 1970-99 average, by the 2060s. Rainfall is expected to exhibit greater variability, and a larger percentage of precipitation is anticipated to fall during heavy rainfall events (source: USAID, 2012).

In recent times, excessive rainfall has led to flooding in most parts of the country and Fanteakwa is no exception. Prediction outcomes of most global climate models indicate that climate change will result in more frequent rainfall extremes such as prolonged drought periods and floods. These are already being confirmed by real time meteorological records and media reports.

There is therefore the need to understand the relationship that climate change has on agriculture, in order to appreciate why climate change issues need to be tackled seriously particularly to safeguard the district's agriculture.

The district has very strong interest in climate change issues and thereby working partnering UNCDF to adapt to Climate Change impacts. A number of steps have been taken towards mitigating and adaptation to climate change impacts. Some of which were sensitization programmes on bushfire, tree planting, among others.

The Green Economy (GE) concept entails a paradigm shift in contemporary development thinking, taking into account the dangers posed by the unsustainable approaches to

development in the past decades. The Green Economy is one that results in improved human well-being and social equity, while significantly reducing environmental risks and ecological scarcities. It underscores low carbon emission, resource-efficient and socially inclusive economy.

Practically, GE requires a great change in production and consumption or lifestyles towards economic activities that enhance and preserve environmental quality, coupled with efficient use of natural resources; and reduce social inequalities. The approach to Green Economy in the district identified broad range of opportunities that it could reap should it undertake green development initiatives (UNEP, 2013). Sectors such as agriculture, forestry, waste and energy when transitioned to green economy pathway, will be very beneficial to the economy through GDP growth and the environmental protection.

### **1.9.3. Implications for Development – Physical Environment**

- ❖ The benefits of plants and animals to the people are enormous. These ranges from economic, social (as sources of food and food security, medicine for health maintenance and cure of diseases and ailments), religious and cultural (avenue for spiritual inspiration), aesthetic and recreational to ecological (watershed and catchment area protection, wind/storm break, forest regeneration, soil fertility maintenance, etc.) and environmental.
- ❖ Climate change is a serious threat to the district's development. It is already affecting agriculture output, livelihoods and therefore, long-term development prospects.
- ❖ The environment has degraded with loss of vegetation cover thereby resulting in soil erosion.
- ❖ Depletion of the forests through timber extraction and bad farming practices exposes the land to the fierce rays of the sun or insolation. This in turn reduces evapotranspiration, and the hydrological or water-cycle is disturbed. This can lead to droughts, and uncertain weather patterns.
- ❖ Bad farming methods also add to land degradation. Fragile soils become exposed to wind, running water, and insolation. The consequent result of which is sheet, rill and gully erosions.
- ❖ Food security is a threat
- ❖ The impacts in rising temperatures are seen in the drying of some rivers such as the Akrum which hitherto were perennial rivers. This results into water scarcity in the district.
- ❖ More intensive rainfalls results into flooding most especially in the Dansor area.
- ❖ The unpredictability of the weather with late start of rainfall season or shorter rainy season are evidence of climate change experienced in the district. This affects agriculture productivity.
- ❖ Women and children are affected the most as they will have to spend time walking longer distances to get potable water.

## 1.10. WATER SECURITY

Fresh water is crucial to human society, not just for drinking but also for farming, washing and many other activities. The main sources of drinking water in the District are rivers/streams, boreholes and others. According to the 2010 PHC, 38.2% of households in the district use water from river/streams while 24.8 % depend on borehole pump or tube wells.

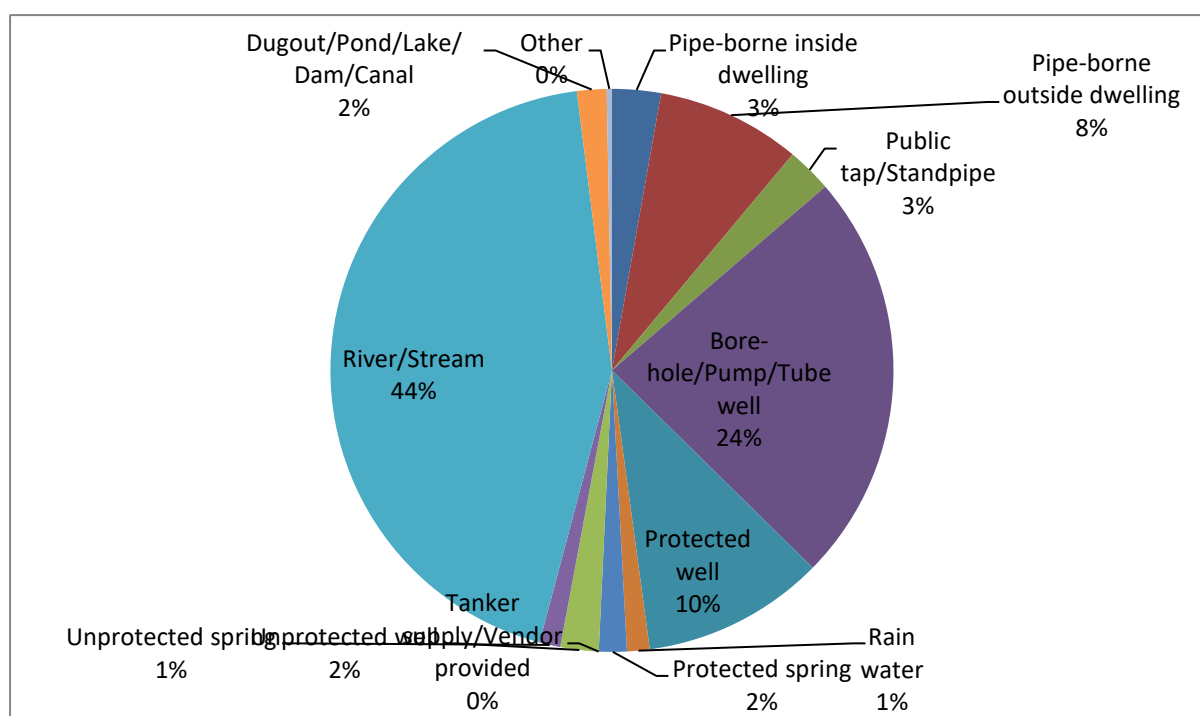
GWCL an agency responsible for urban water supply provides water to only a small section of Begoro Township. Another agency responsible for the provision of water is Community Water and Sanitation Agency (CWSA), with the mandate to facilitate the provision of safe drinking water and related sanitation services to rural communities and small towns. The agency has operated in the district over the years in providing boreholes and water systems to communities such as Ehiamenkyene and Dedeso.

Other organisations operating in the district and have made significant impact in the provision of water are; World Vision International and SOS Ghana, and in recent times Safe Water Network.

Water availability is expected to become increasingly scarce in the future, and this is partly due to climate change. Climate change is likely to lead to reduced rainfall in the coming years.

The effect of which is an intensification of the water cycle that may cause more extreme floods or droughts in the district. This will further result in the drying of our water bodies which are the major source of water supply thereby resulting in the population of the district facing increasing water scarcity.

**Figure 1.12: Main source of water for other domestic use.**



Source; 2010 PHC, GSS

### **1.10.1. Implication for Development – Water Security**

- ❖ The source of water supply particularly for drinking and domestic use has a tremendous effect on the burden of diseases. One of the main health implications of drinking polluted water from streams is increase in water related diseases such as diarrhea and typhoid.
- ❖ Women and children are affected the most during water scarcity as they will have to spend more time walking longer distances to get potable water.

### **1.11. NATURAL AND MAN-MADE DISASTERS**

In the past five (5) years and more Ghana has experienced several forms of natural disasters and hazards which range from droughts in 2006 to floods in 2007 and 2012. Disasters present serious challenges and setbacks to the development of the country. The major disasters include floods and epidemics (disease outbreaks, bacteria, pathogens etc (Source; GAR RSDF, 2017).

The Fantekwa North District is prone to disasters of all kinds. The district has been hit by disasters over the past few years. Flood is the most common and effectively dangerous disaster that the district has ever witnessed. This more often causes severe damage on natural resources as well as human settlements. Floods in the district are usually caused by heavy rainstorms that cause overflow of water bodies or gather on certain sections of land. The year 2011 witnessed the hardest hit of disasters in the District, this was mainly flood related. Begoro and Danso area were among the communities that were severely affected. The year 2013 and 2016 had a minimal disaster occurrence; this could be due to the collaborative efforts by National Disaster Management Organisation (NADMO), Fire Service, Town and Country Planning and others. Disasters normally have long-term effect on the victims and the environment. The hazard types are;

- Pest and insect infestation- crops, livestock and poultry and stored food
- Disease epidemics – Cholera and Seasonal Flu (Begoro)
- Fires and lightening –
- Hydro-meteorological/floods – rainfall/runoff flooding and rainstorm
- Man-made - transport accidents, structural failures/collapse of buildings, mining etc.

Usually, affected areas may be declared disaster zones because they are vulnerable to future disasters. In such cases reconstructing and resettling the affected communities become necessary. The Bosuso area for instance has a low topography and relatively prone to disaster. Year round properties and houses are destroyed with a little downpour. Planning for disaster will entail improvement in public utilities and provision of building materials. This in effect calls for systems and institutional preparedness to deal with flood and any kind of disaster.

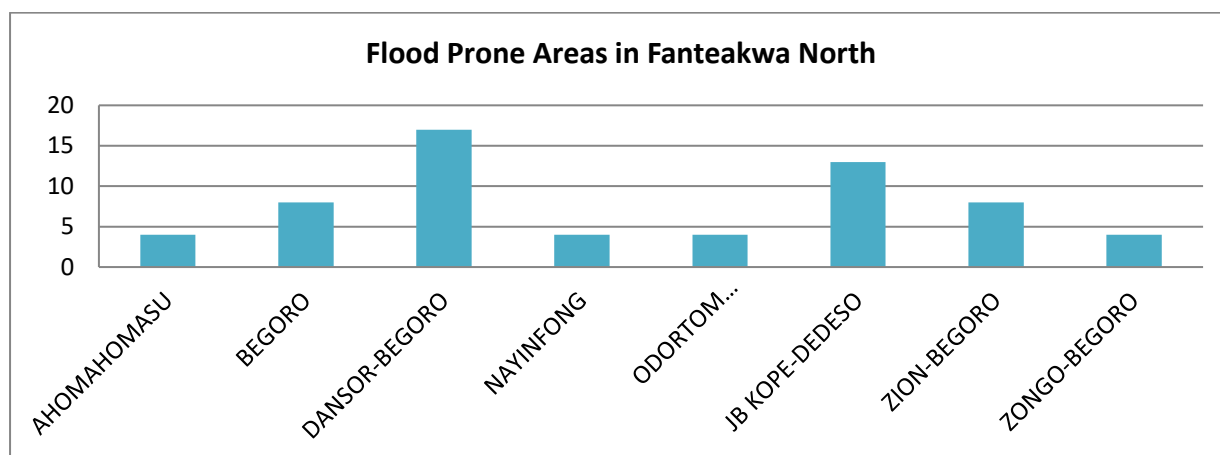
There is, therefore, the need for intensive collaboration with all relevant agencies to continue the pre-flood education in all the flood prone communities.

The challenges that face the Disaster Prevention and Management Team are mostly the inability of the District Assembly to have relief items in stock. These items when in stock will enable the Assembly to attend swiftly to any post disaster rehabilitation. This further calls for the NADMO Office to be well equipped especially with the provision of a means of transport.

### 1.11.1. Implications for Development - Disasters

- ✓ The implication of this for development is the use of funds which could have been used for other developments for emergency response and provision of relief items
- ✓ Loss of lives and properties
- ✓ Water pollution/contamination which leads to outbreak of diseases such as cholera and typhoid.
- ✓ Schools that usually have their roofs ripped off during disasters tend to have their academic work interrupted.

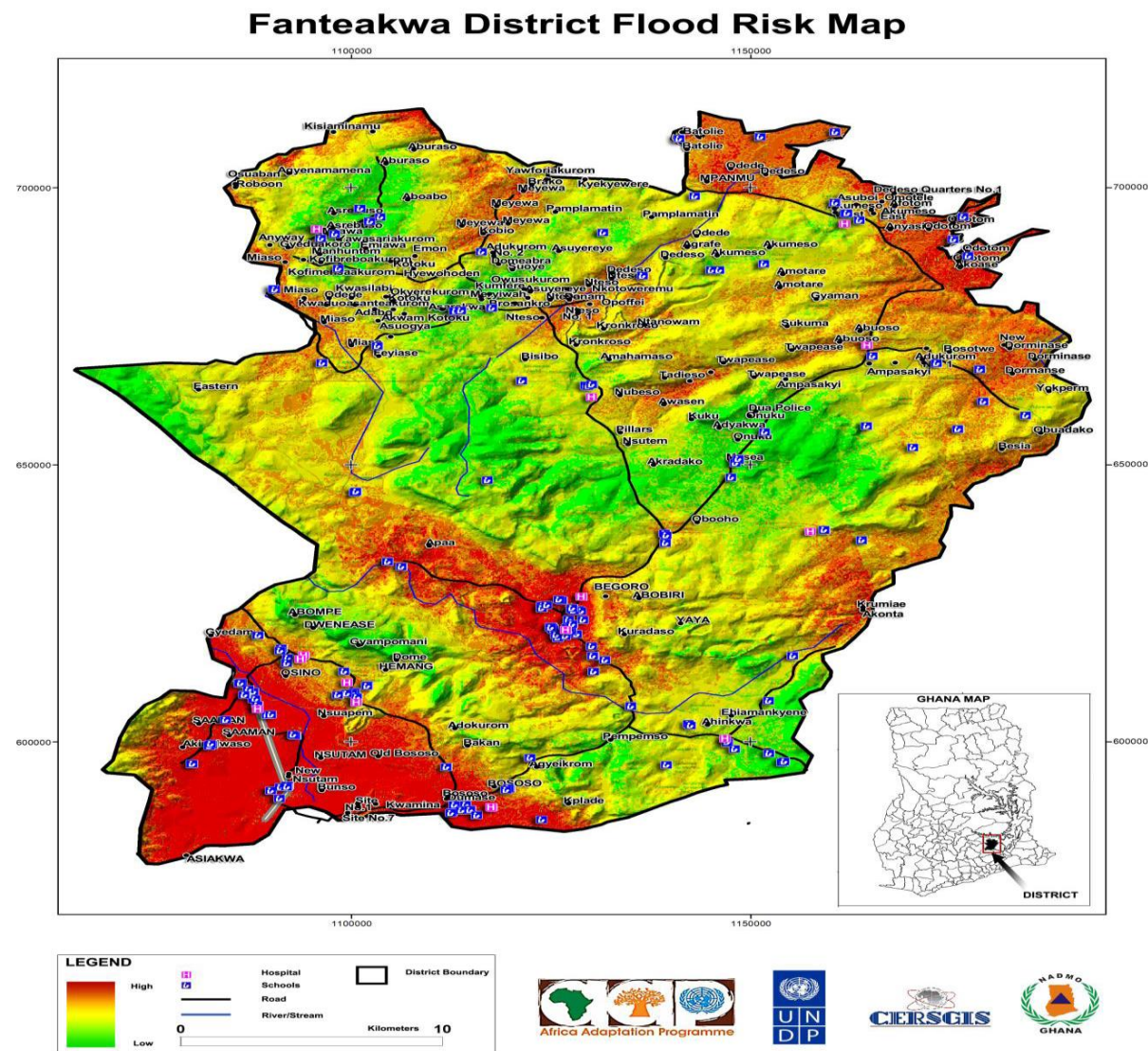
**Figure 1.13: Flood Prone Areas in Fantekwa North District.**



(Source; Flood and drought risk mapping in Gh. EPA 2012)



Figure 1.14: Fantekwa District Flood Risk Map.



## 1.12. NATURAL RESOURCE UTILIZATION

The district is endowed with rich natural resources such the forest reserves and numerous rivers and streams the area around Feyiase has a rich forest plantation. The activities of chain saw operators and lumbering affects the vegetation cover.

### 1.12.1. Natural Resource Utilization – Implications for Development

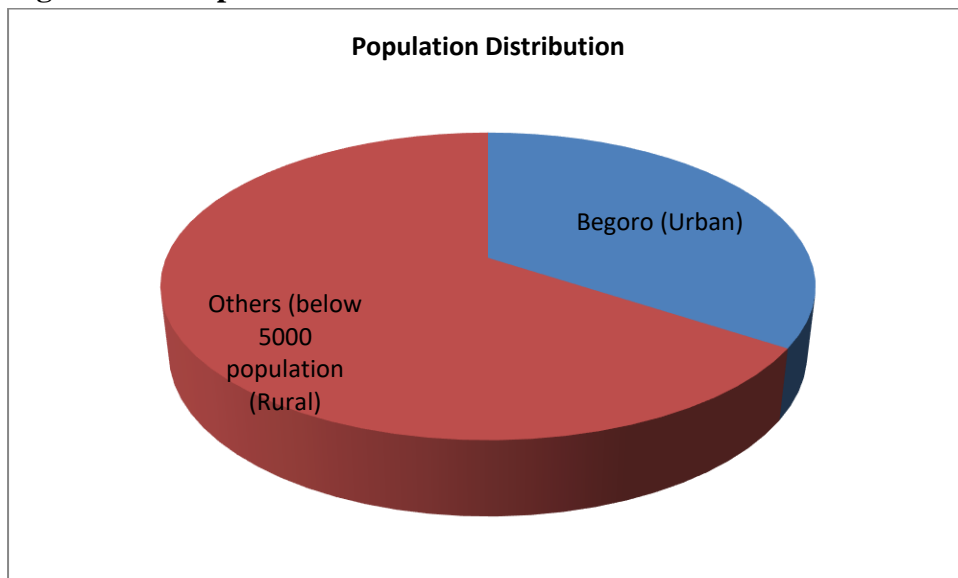
- The streams and rivers can be used for irrigation purposes, tapped for water systems and tourist attractions such as the waterfalls.

## 1.13. POPULATION

The District had a total population of 65,471 in the 2010 Population and Housing Census, with males constituting 32,737 and 32,734 females. The projected population for 2018 is 66,633 (2010, PHC), with a growth rate of 1.9%.

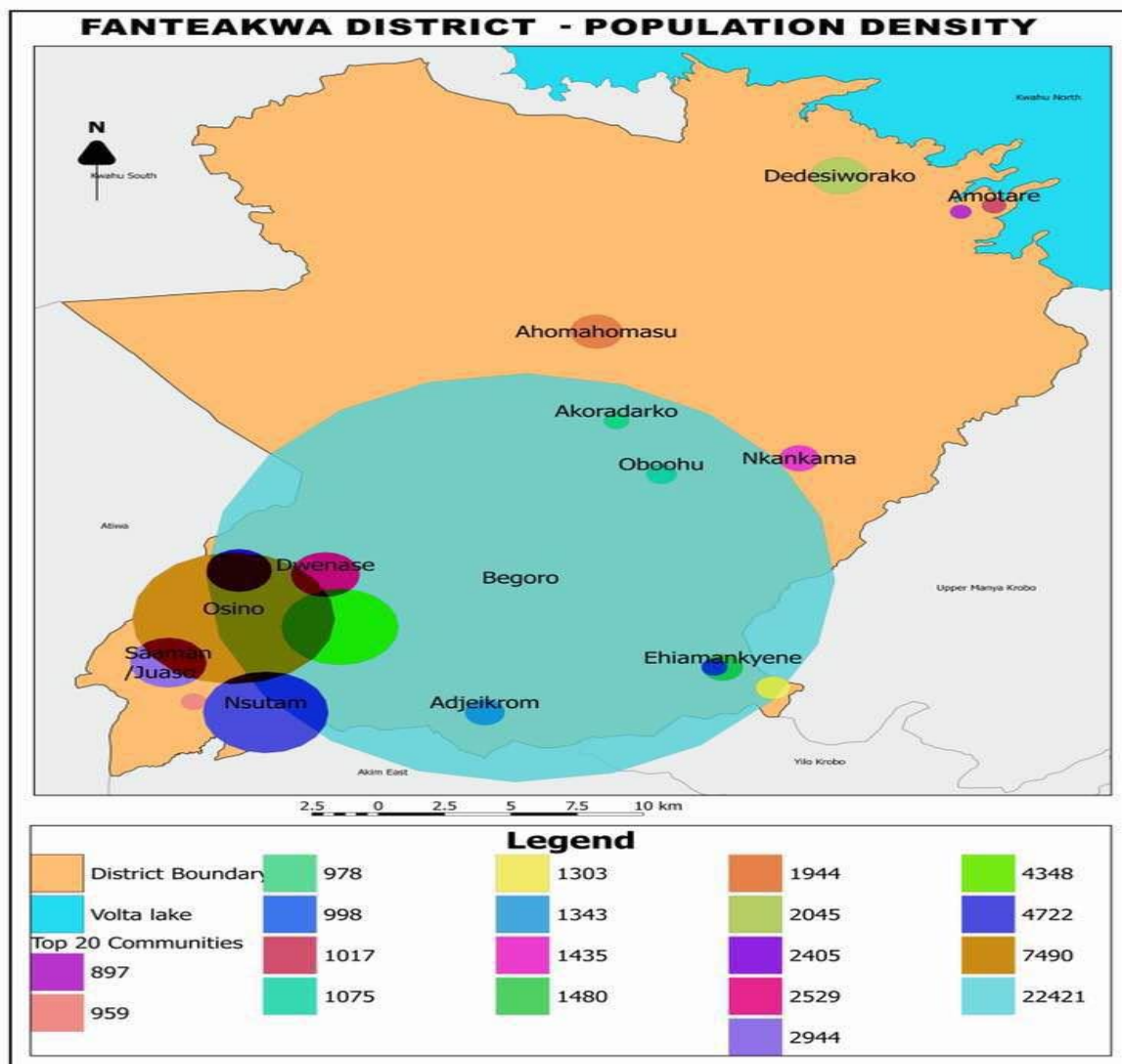
The district is basically a rural district, this is because majority of localities have population less than 5000. With the exception of Begoro which is urban with population over 5000. The population density for the district in 2000 PHC was 75 persons per square kilometre of land and has since increased in 2010 to 94 persons per square kilometre of land.

**Figure 1.15: Population Distribution**



*Source; GSS 2010 PHC*

Figure 1.16: Population Density Map



Source: DPCU 2017 Note: the boundaries and the map has changed with the creation of the Fanteakwa North

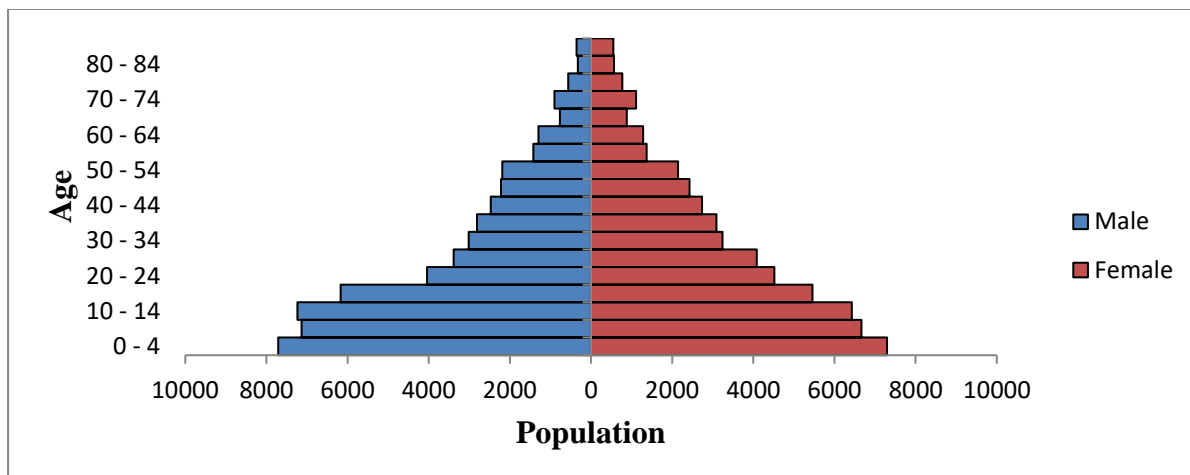
### 1.13.1. Population Structure

The population pyramid of the district has a broad base consisting of large numbers of children and a conical top of a small number of elderly persons. This is an indication of the district’s population having a youthful structure.

Age Group		Both Sexes		Males		Females	
Number	Percent	Number	Percent	Number	Percent	Number	Percent
All Ages	108,614	100.0		54,010	100.0	54,604	100.0
Under 15	42,462	39.1		22,076	40.9	20,386	37.3
15 – 24	20,186	18.6		10,215	18.9	9,971	18.3
25 – 29	7,469	6.9		3,386	6.3	4,083	7.5
30 – 59	29,129	26.9		14,124	26.1	15,005	27.5
60 +	9,368	8.6		4,209	7.8	5,159	9.3

Source : 2010 PHC

**Figure 1.17: Population Pyramid.**



Source: GSS, 2010 PHC

### 1.13.2. Dependency Ratio

The dependency ratio for the district is 83.0 which imply there are 83 dependents (children and old age) for every 100 people in the working ages.

The working age group 15-64 years is more than half (54.7) the population of the district, whereas the age 65 and over (6.3%) form a small proportion of the population.

Child dependency ratio is 71.5% higher, while old age dependency ratio is 11.4%.

### 1.13.3. Implications for Development – Population

Population size, structure and distribution has both social and economic implications.

- ✚ The population size influences the level of provision of social services such as schools, hospitals, water and housing. Hence, the need to increase these facilities to meet the growing population.
- ✚ The increase population density of 94 persons per square kilometre could result in pressure on existing facilities. It could as well lead to the increases in the costs and scarcity of land.
- ✚ With the advent of urbanization, the traditional joint family or extended family system will inevitably undergo transformational change. Nucleated family system will gradually come to stay due to high standard of living and migration in search of jobs.
- ✚ With the district characterized by a large segment of persons below 20 years and high child dependency of 71.5%. There is the need for job creation for the working class so as to improve their income. Social interventions such as the Capitation Grant, the Ghana School Feeding Programme, LEAP programme among others should be expanded in order to relieve the working class of their burdens.

## **1.14. MIGRATION**

Migration is vital to socio-economic development and planning in the district. Migration out of the district decreases the population in the district while migration into the district increases the population size.

According to the 2010 PHC, there were 29,927 migrants who moved into the district. The largest number of migrants moved to the district from the Volta region, Ashanti region and Greater Accra region with the least migrants from the Upper West region. A number of these migrants moved in for economic reasons and employment opportunities. The district is well-endowed in terms of climate and natural resources and has therefore attracted migrants. These migrants were mostly vegetable farmers and employed workers.

### **1.14.1. Migration – Implications for Development**

Migration has development implications.

- For those who have moved out of the district, the remittance the migrants send home alleviates poverty through increased income. This stimulates the economy thereby increasing revenue generation of the District Assembly.
- On the other hand, immigration increases the supply of labour and productivity.
- Despite the benefits, immigration can become an economic burden as it can lead to competition for jobs with the natives, heavy burden on public services and increased crime.
- Emigration as well leads to brain drain most especially in the health and education services where the district is faced with the challenge of inadequate nurses and teachers.
- Migration further affects the environment, democratic values, demographics and security. There is therefore the need for the Assembly to plan and provide services to areas such as Begoro, Oboohu, Ahomahomasu, Osino, Nsutam, Bosuso which are becoming rapidly urbanized due to immigration.
- Migration could also result in increased demand for land, pressure on infrastructure and haphazard development.

## **1.15. GENDER EQUALITY**

The societal roles and responsibilities associated with the various sexes do not differ from situations which prevail in other communities in the southern part of the country. Men are generally heads of families and clans. Moreover, they engage in occupational activities such as farming, fishing and trading for the upkeep of their families. They also help to protect their family names and families.

On the other hand, women are responsible for household chores like cooking, sweeping, taking care of children and fetching water for the up-keep of their families. They have farms and also help their male counterparts in farming activities.

Boys help their parents in fetching of firewood, farming and other household chores whilst girls assist in domestic chores like cooking, sweeping, fetching water and taking care of the younger ones. Responsibilities accorded to boys and girls are not restricted to either sex especially when there are only boys or girls in a particular family.

Power in the society is generally skewed towards men. This makes them more influential and therefore controls most resources. The hierarchy of decision-making in the traditional setting, which starts from the chief, sub-chiefs, heads of clans and families is predominantly dominated by males. This trend adversely affects women participation in decision-making processes in the society. This is also manifested in the human resource analysis of the Assembly tabulated below;

**Table 1.10: Female-Male Assembly Staff Record**

No.	Department's of the Assembly	Number of Males	Number of Females	Total
1	Central Administration	85	34	119
2	Information Services Department	2	2	4
3	Social Welfare & Community Development	10	4	14
4	Finance	7	0	7
5	Births and Deaths	0	1	1
6	Town and Country Planning	3	1	4
7	Co-operatives	1	1	2
8	Parks And Gardens	5	0	5
9	CHRAJ	1	1	2
10	MOFA	28	3	31
11	NADMO	43	18	61
12	Forestry	44	10	54
13	Business Advisory Centre	2	0	2
<b>Total</b>		<b>232</b>	<b>74</b>	<b>306</b>

*SOURCE: FDA, DPCU, 2017.*

The female-male ratio is 1:3 which indicates males' dominance over females in human resource of the Assembly. This scenario shows that more women should be encouraged to take up positions and also help in the decision-making processes of the society.

It can also be noted that the enrolment of boys are higher than those of the girls at all levels of education in the district. The dropout rate among girls is higher than those of boys at all levels and this can be married with the low importance associated with girl-child education in the district. This can go a long way to affect women's empowerment and the development of the district for that matter.

## **1.16. SETTLEMENT SYSTEMS**

### **1.16.1. Land Uses and Settlement Systems**

The settlement pattern in the district can generally be described as dispersed settlement with scattered buildings. Life in these settlements is generally quiet and remains unaltered for a long time by its scattered nature. They exhibit characteristics of rural areas. Some communities that exhibit this settlement pattern in the district include Feyiase, Ahomahomaso and Obooho.

Only the major towns, especially Begoro and Ahomahomaso portray nucleated settlement patterns. These settlements on the other hand exhibit high concentration of buildings at one place thus, they are more developed than the other settlements.

Urban settlements in the district have mostly non-agricultural occupations, while rural settlements mostly have agriculture occupations. Additionally, the settlement pattern is more dispersed in the rural areas and nucleated or compact in the urban areas.

The district has vast lands which are mostly used for arable land, forest, settlement among others. The increasing population and rural-urban drift are causing rapid expansion in the major towns. There is therefore pressure on the land to accommodate the population, space for economic activities and social services.

The major towns in the district are experiencing tremendous growth and uncontrollable development. Haphazard unauthorized citing of structures are common in Begoro and Ahomahomasu areas.

Major communities in the district are without layouts and planning schemes. There is the need to prepare layouts for Begoro, Akoradako, Ahomahomaso and Oboohu township.

The availability of facilities such as hospitals, police stations, banks and markets are skewed towards the urban centre in the district. Begoro has facilities such as Hospital, Police station, Bank (Mumuadu Rural Bank). The other smaller communities lack these facilities because it is not economically viable to operate in those lesser population areas.

### 1.16.2. Transportation

Road transport is the major form of transport in the district with a total network of 352.14km. The roads are classified as follows:

- Trunk Roads under the jurisdiction of Ghana Highway Authority
- Urban Roads under the jurisdiction of Department Of Urban Roads and
- Feeder Roads under jurisdiction of Department of Feeder Roads

The only trunk road is the Osiem-Miaso which are surfaced but with a lot of potholes which needs patching. The feeder roads are not surfaced which are not motorable especially during the raining seasons. There is also a railway network at Bosuso, but not operational.

There are a lot of options for travelling in the district. The modes of transportation are; Taxis, Okada (Motor bikes), Ovan (Trotro) and Metro Mass Transport services.

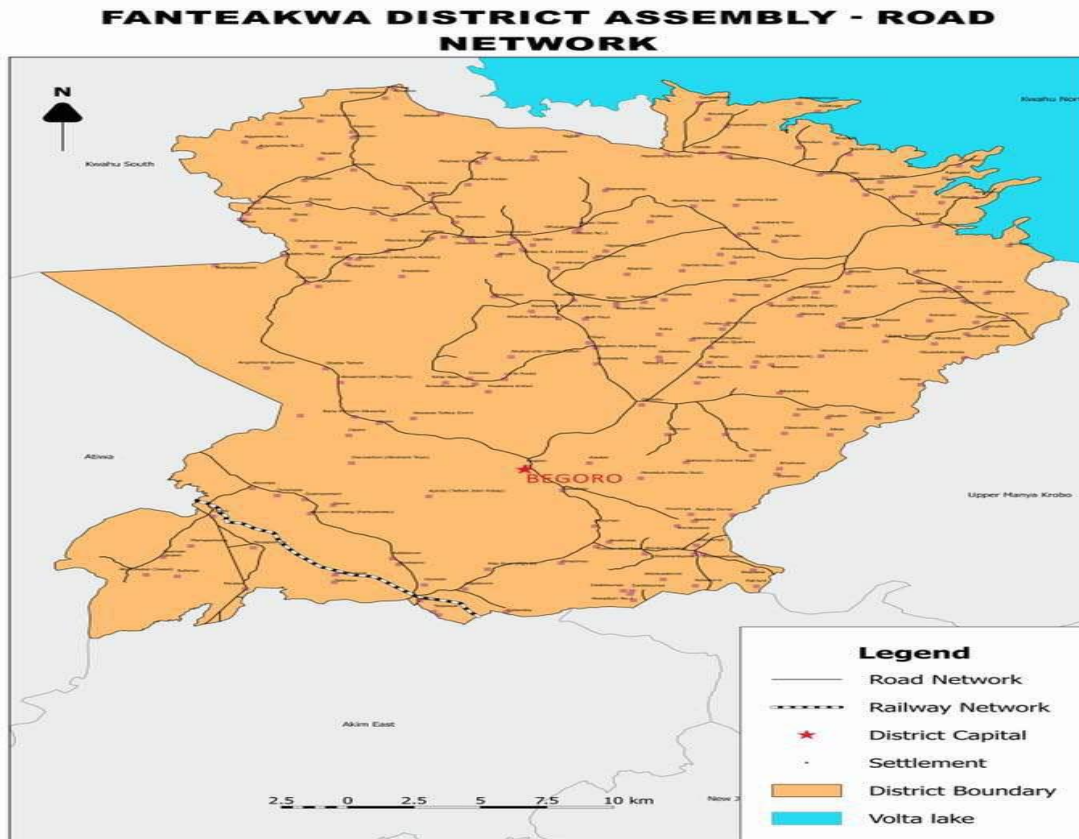
**Table 1.11: Transportation Route**

S/No.	Transport	Route
1.	Taxis	Begoro – Oboohu Begoro – Ahomahomasu Begoro – Osiem Begoro – Abourso Begoro – Apaah Begoro – Koforidua Begoro – Feyaise, Miaso Begoro –Nkankama Begoro - Apaah
2.	Ovan	Begoro – Accra Begoro –Osiem Begoro – Koforidua Begoro – Dedeso, Miaso, Mpaem
3.	Motor Bike	Begoro – Dedeso, Miaso, Mpaem, Feyiase, Ehiamenkyene
4.	Metro Mass Transport	Begoro – Accra Begoro – Koforidua Koforidua - Miaso

Source:FNDA, DPCU 2018



**Figure 1.18: Fanteakwa Road Network Map**



Source: FNDA, DPCU 2018

### **1.16.3. Drainage**

The drainage system in the district is generally poor. Most areas are without proper drainage or gutters, most especially along the Begoro, Dedeso, Miaso, and Apaah roads. The poor drainage system and the small nature of the existing ones contribute immensely to flooding and erosion in most parts of the district.

### **1.16.4. Sanitation and Waste Management**

An efficient and hygienic method of human waste disposal available is a critical indicator of the sanitary condition and an indirect measure of the socio-economic status of a household. Sanitation coverage in general in the district is low.

The three (3) main toilet facilities available to households in the district are pit latrine in the house (51.1%), public toilets (22.4%) and KVIP (12.5%). Others are households with no facilities and, therefore, resort to the use of the bush or free range system and WC toilets in households. In both urban and rural areas, pit latrine is the most widely used system. (GSS, 2010 PHC).

The application of pit latrines and similar systems is not recommended for low lying catchment area. The majority of these communities as well have a high water table hence ground water pollution is a dangerous reality.

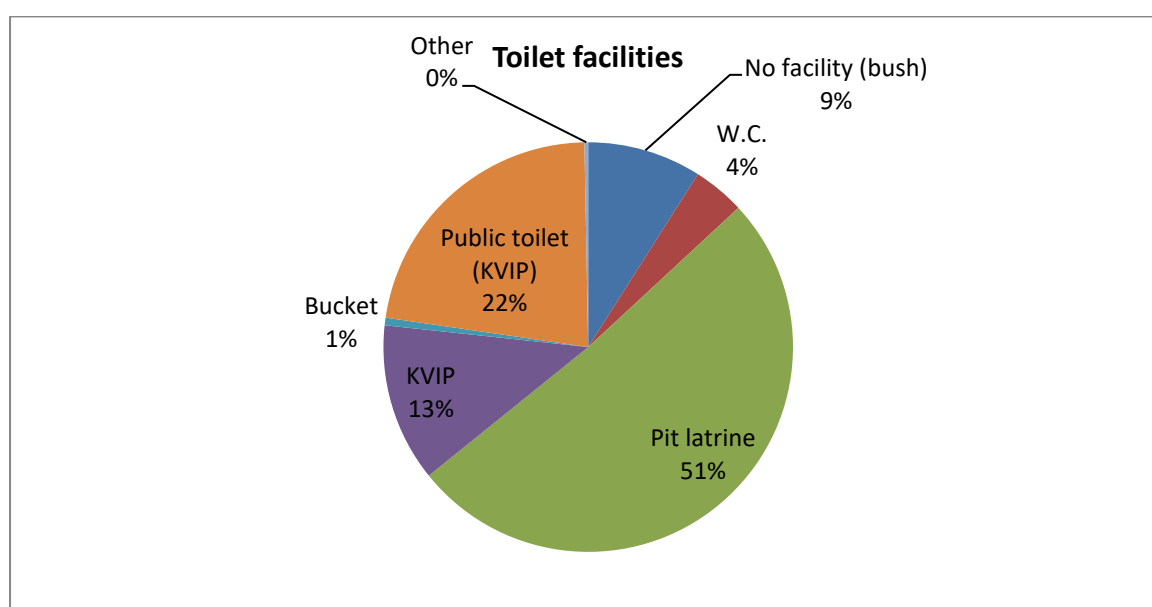


Improper disposal of solid waste is an issue in the district. Households and businesses dispose off their solid waste into gutters, streets and drains. The consequences are the choking of drains which is the major cause of flooding.

The method of solid waste disposal has implication to environmental sanitation and the health status of the people. The most common method of solid waste disposal is by dumping in a publicly designated open space (31.2%), followed by public dump or container (18.3%), dumping indiscriminately including drains and rivers (17.0%) and Collection from the place of residence of households by specialized refuse collection companies is minimal (4.5%).

The operation of Zoomlion in the district covers only the big towns such as Begoro and Ahomahomaso. Zoomlion has provided containers for the collection of refuse at vantage points this has accounted for the high rate of indiscriminate disposal of waste in the rural areas and burning as compared to the urban areas.

**Figure 1.19: Distribution of Sanitation Facilities**



Source; GSS 2010, PHC

### 1.16.5. Poverty Profiling

Despite the district’s endowment with natural resources in terms of rich soil and good climatic conditions as well as tourism potentials, poverty pockets still exist. These are predominant in the rural areas where majority of the people are farmers. In coming out with the poverty profiling, secondary data was mainly used and a stakeholder forum organized at the DPCU level. Definitions of poverty were based on indicators such as the following;

1. Inability to afford the necessary basic needs such as food, shelter and clothing to achieve good living standards
2. Inability to afford basic health services
3. Literacy rate and behavioural patterns of the people
4. Low income levels

Manifestations of poverty are signs that would readily show that a person is poor. These are mostly physical features of the person. A person’s nutritional status and the kind of clothing worn tell their poverty status.

### 1.16.6. Pro-poor Programmes

As a result of the poverty problems and potentials identified earlier, programmes have been designed to help curb or alleviate some of these problems. Some of the problems are pocket specific whilst others are district wide. The tables below show the proposals made and the beneficiary pockets that have been identified under each thematic area.

**Table 1.12: Goal One: Build a Prosperous Society**

Pro-Poor Programme	Intended Beneficiary Pocket	Intended Beneficiary Target Group
<ul style="list-style-type: none"> <li>• Increase partnership with private businesses</li> <li>• Provision of incentives for private investors</li> <li>• Develop tourist sites in the district</li> <li>• Construction and rehabilitation of markets</li> <li>• Improving access to credit facilities</li> <li>• Provision of irrigation facilities.</li> <li>• Improvement of extension services</li> <li>• Subsidize cost of farm inputs</li> </ul>	<ul style="list-style-type: none"> <li>• District wide</li> <li>• District wide</li> <li>• District wide</li> <li>• District wide</li> <li>• District wide</li> <li>• District wide</li> <li>• District wide</li> <li>• District wide</li> </ul>	<ul style="list-style-type: none"> <li>• District wide</li> <li>• District wide</li> <li>• District wide</li> <li>• Farmers, Fishermen, Traders and Buyers</li> <li>• Farmers</li> <li>• Farmers</li> <li>• Farmers</li> </ul>

SOURCE: FDA, DPCU, 2017.

**Table 1.13: Goal Two: Create opportunities for all**

Pro-Poor Programme	Intended Beneficiary Pocket	Intended Beneficiary Target Group
<ul style="list-style-type: none"> <li>• Increase enrolment rate in basic schools</li> <li>• Improve BECE performance</li> <li>• Increase sponsorship for teacher trainees</li> <li>• Construct and rehabilitate school infrastructure</li> <li>• Provision of Teaching and Learning Materials</li> <li>• Increase access to ICT facilities</li> <li>• Provision of sports kits</li> <li>• Reduction in HIV/AIDS prevalence rate</li> <li>• Construct and rehabilitate health centers</li> <li>• Sponsor Nurse trainees</li> </ul>	<ul style="list-style-type: none"> <li>• District wide</li> <li>• District wide</li> <li>• District wide</li> <li>• District wide</li> <li>• District wide</li> <li>• District wide</li> <li>• District wide</li> <li>• District wide</li> <li>• District wide</li> <li>• District wide</li> <li>• District wide</li> <li>• District wide</li> <li>• District wide</li> </ul>	<ul style="list-style-type: none"> <li>• District wide</li> <li>• District wide</li> <li>• District wide</li> <li>• District wide</li> <li>• District wide</li> <li>• District wide</li> <li>• District wide</li> <li>• District wide</li> <li>• District wide</li> <li>• District wide</li> <li>• District wide</li> <li>• District wide</li> <li>• District wide</li> </ul>

<ul style="list-style-type: none"> <li>• Improve logistic base of NHIS</li> <li>• Provision of training facilities for the poor and vulnerable</li> <li>• Increase support for the poor and vulnerable</li> <li>• Help improve income levels of farmers</li> <li>• Increase financial support for artisans and petty traders</li> </ul>	District wide District wide Farmers Artisans and petty traders District wide District wide District wide District wide	District wide District wide Farmers Artisans and petty traders District wide District wide District wide District wide
---	---	---

SOURCE: FDA, DPCU, 2017.

**Table 1.14: Goal Three: Safeguard the natural environment and ensure a resilient built environment**

<b>Pro-Poor Programme</b>	<b>Intended Beneficiary Pocket</b>	<b>Intended Beneficiary Target Group</b>
<ul style="list-style-type: none"> <li>• Provision of potable water and ensure a hygienic environment</li> </ul>	District wide	District wide
<ul style="list-style-type: none"> <li>• Provision of solar lamps and extension of electricity supply to deprived areas</li> </ul>	District wide	District wide
<ul style="list-style-type: none"> <li>• Construction and maintenance of feeder roads</li> </ul>	District wide	District wide

SOURCE: FDA, DPCU, 2017.

**Table 1.15: Goal Four: Maintain a stable, united and safe society**

<b>Pro-Poor Programme</b>	<b>Intended Beneficiary Pocket</b>	<b>Intended Beneficiary Target Group</b>
<ul style="list-style-type: none"> <li>• Provision of adequate accommodation for staff, departments of the assembly and security agencies</li> </ul>	District wide	Public Servants District wide
<ul style="list-style-type: none"> <li>• Provision of area/town council offices</li> </ul>	Area councils	District wide
<ul style="list-style-type: none"> <li>• Recruitment of more staff</li> </ul>	District wide	District wide
<ul style="list-style-type: none"> <li>• Increase participation of women in decision making</li> </ul>	District wide	Women
<ul style="list-style-type: none"> <li>• Increase grassroots participation</li> </ul>	District wide	Entire population
<ul style="list-style-type: none"> <li>• Compile district data on properties</li> </ul>	District wide	Entire population
<ul style="list-style-type: none"> <li>• Recruitment of enough revenue and commission collectors</li> </ul>	District wide	District wide
<ul style="list-style-type: none"> <li>• Ensure effective supervision of revenue collectors</li> </ul>	District wide	District wide
<ul style="list-style-type: none"> <li>• Incentive packages for workers</li> </ul>	District wide	Public servants
<ul style="list-style-type: none"> <li>• Procurement of monitoring vehicle</li> </ul>	District Assembly	Entire population
	District Assembly	District Assembly
	District Assembly	District Assembly

	District Assembly	District Assembly
--	-------------------	-------------------

*SOURCE: FNDA, DPCU, 2018.*

### **1.16.7. Services & Infrastructure Availability**

The Scalogram of the district explains the relationship between services and infrastructure at one end and the various settlements at the other end. Both services and infrastructure in the district are unevenly distributed with a chunk of these found in Begoro and Ahomahomaso. Hierarchically, the settlements with most services and infrastructure are generally at the peak while the settlements with the least services and infrastructure are at the nadir as depicted on table 1.16.

Postal services in the district are inadequate. There are only five (5) communities which have access to postal services. This hampers economic development.

Banking services in the district is unevenly distributed with banks such as Mumuadu Rural Bank, Atiwa Rural Bank, UT Bank operating in the district. In addition there are micro finances such as Unicon Micro Finance operating in the district. This has a great impact on the developmental efforts of the district and needs urgent attention.

**Table 1.16: Scalogram for Fanteakwa North District**

Facility Community	Population Estimate	Primary Sch.	Borehole Facility	JHS	Feeder Road	Toilet Facility	Market	Agric Extension Service	Electricity	Community	Forestry Service	Pipe Borne Water	Police Station	Filling Station	Lorry Park	Rural Bank	Telecom	Town/Area Coun.	2nd Class Road	CHPS	Recreational Center	Agric. Office	SHS	Post Office	Credit Union	Postal Agency	Guest House	1st Class Road	Tech./Voc. Sch.	Fire Station	Hotel	Library	District Admin.	Hospital	Total No. of Functions	Functions as % of expected total
Begoro	22819	X	x	X	x	x	X	x	X	X	x	x	x	x	x	x	x	x	x	x	x	x	x	x	x	x		x	x	x	x	x	x	32	97	
Dedesiwirako	2981	X	x	X	x	x	X	x	X	X	x		x				x						x												13	39
Ahomahomaso	1979	X	x	x	x	x	X	x	X						x	x				x															11	33
Abuorso	664	X	x	x	x		x		X	X			x					x																	9	27
Dominase	579	X	x					x	X				x							x	x			x											8	24
Asirebuso	715	X	x	x	x		x	x			x	x																							8	24
Obooho	1075	X	x	x			X	x	X			x																							7	21
Feyiase	260	X		x	x	x		x			x																								6	18
Ayiesu	597	X	x	x	x						x																								5	15
Besebuom	755	X	x		x			x			x																								5	15
Akwamukotoku	478	X	x	x	x	x																													5	15
Dominase Qtrs	386	X	x	x			x														x														5	15
Nteso No. 1	785	X	x	x					X																										4	12
Meyiwa Krobo	599	X	x		x			x																											4	12
Meyiwakwahu		X	x		x			x																											4	12
Nyadier	709	X	x		x																														3	9.1
Abiraso		X	x																																2	6.1
Adentem	744	X																																	1	3.6
Aboabo Akyease	639	X																																	1	3.6
Total of service		20	18	12	13	6	8	10	8	4	6	3	2	3	3	2	2	2	2	4	3	3	3	3	3	2	2	1	1	1	1	1	1	1	252	
Central Index		100	100	100	100	100	100	100	100	100	100	100	100	100	100	100	100	100	100	100	100	100	100	100	100	100	100	100	100	100	100	100	100	100		
Weight General Score		3.2	3.6	4.3	20.0	6.3	6.3	6.7	7.1	12.5	12.5	16.7	16.7	16.7	16.7	20.0	20.0	20.0	25.0	25.0	25.0	33.3	33.3	33.3	33.3	50.0	50.0	100	100	100	100	100	100	100		

### 1.16.8. Settlement Systems - Implication for Development

- The poor and small nature of the drainages in the district is the major cause of flooding in the district. This situation results in destruction of properties and loss of lives.
- The poor nature of settlements and lack of layouts allows developers to site structures on roads and water ways. This makes access to houses in times of emergencies such as fire outbreaks difficult.
- Access to households to dislodge fecal waste is as well difficult, hence the assembly sometimes resort to the manual way of dislodging. This has health implication on residents and service providers.
- The poor nature of the roads leads to frequent breakdown of vehicles and accidents.
- Also the Dedeso road with its rampant robbery cases occurs at the portion where the road is very poor.
- High cost of transport in the district due to the poor nature of the roads.
- Open defecation is practiced in most part of the district; this is because most houses lack toilet facilities. This has health implications in terms of outbreak of diseases such as Typhoid, malaria, diarrhea etc. There is therefore the need for the assembly to promote the construction of household toilets.
- A number of public toilets are in a deplorable state and in an unsanitary condition. More public toilets should be constructed and old ones renovated in the district.
- The markets in the district are in poor state, there is the need to provide additional sheds and other facilities in other to increase revenue for the assembly.
- The impact of poverty is felt more in the agriculture sector. This is because farmers lack the appropriate technology, updated skills, modern technology and capital to invest in the sector.

### 1.17.0. CULTURE

Behavioral patterns, belief systems, principles and ways of living are derivatives of our culture. Culture is the invincible bond which ties people together. One of the things that make every culture homogeneous is the practice of chieftaincy.

The district has a rich cultural and chieftaincy system. The traditionally administration has the Akyem Abuakwa as a state under one leader, the Okyehene with the seat at Kyebi. Akyem Abuakwa has five (5) divisions namely:

- ✚ Adonten, with its seat at Kukurantumi.
- ✚ Nifa, with its seat at Asiakwa.
- ✚ Kyidom, with its seat at Wenchi.
- ✚ Gyaase, with its seat at Kwabeng and
- ✚ Benkum, with its seat at Begoro.

The Fanteakwa District has a vast area which is traditionally headed by Osabarima Awuah Kotoko II, Begorohene, Fanteakwahene and the Benkumhene of the Akyem Abuakwa State. Under him are the Queenmothers, sub-chiefs, Akyeame and Dade-Mantsemei (Krobo chiefs) who are heads of the settler communities on behalf of Osabarima.

Traditionally, the people of Fanteakwa serve Bosomptra. Wednesdays are sacred and taboo days when no farming activities are carried out. Wednesdays, are therefore used for communal works and planning for the development of the communities.

### **1.17.1. Festivals**

The people in Fanteakwa celebrate two (2) major festivals namely Odwira and Ohum. The Odwira also known as Ahwie festival is observed usually between September to October. The Ohum festival on the other hand, is observed in the traditional area twice in a year, thus, Ohumkan (first Ohum) and Ohumukyire (last Ohum). The Ohumkan is celebrated in June and Ohumukyire is celebrated in January. Besides, people of Fanteakwa observe Adae - (Akwasidae) and (Awukudae), which falls on every fortieth day in a year.

During festival occasions, the traditional head (the Benkumhene) and his sub-chiefs bring on board their developmental agenda for the welfare of the citizenry.

In the olden days, the indigenous people of Fanteakwa held high the 'Bragro' cultural practice, which were performed on mature girls before they were allowed to marry. It was an abomination to be pregnant without going through the 'Bragro' -puberty rite, which was punishable by banishment.

The parents of the girl were charged by the Traditional Authorities apart from the disgrace on the entire family. This good old cultural practice indeed, controlled pre-marital sex. In recent times, due to modernity, the 'Bragro' (puberty-rite) is no longer practiced contributing to the situation where girls around the ages of 10 and 11 years give birth out of wedlock. A lot of health hazards confront such girls.

Traditionally, the people of Fanteakwa use Fontomfrom, Kete and Mommaa (Akans) on the occasion of festivals, funerals, naming ceremonies and durbars whilst the Krobos and Ewes use Dipo and Boboobo or Agbadza respectively when there is a celebration.

### **1.17.2. Ethnicity**

Ethnicity in the district is varied with the predominance of Akans constituting 43.7% of the entire population, followed by the Ga-Adangbe (40.1%). Others are the Ewes 7.9%, Northern tribes (Mole Dagbani, Frafra, Kotokoli, Gurma, Grusi and Mande) and Guans account for 5.5% and 2.3% respectively. Other alienated tribes (0.4) can also be found in the district.

## **1.18. GOVERNANCE**

The Fanteakwa North District Assembly was carved out of the old Fanteakwa District Assembly by L. I. 2346 of 2017 in pursuance of the Government's Decentralization Policy and local government reform policy with Begoro as its capital

### **1.18.1. Local Government Structure**

Ghana's sub-national governance structures are characterized as a three-tier structure created initially by PNDC Law 207 and subsequently refined by the 1992 Constitution and Local Government Act, 1993, Act 462.

It is made up of a Regional Coordinating Council and a four-tier and three-tier Metropolitan/Municipal/District Assembly system.

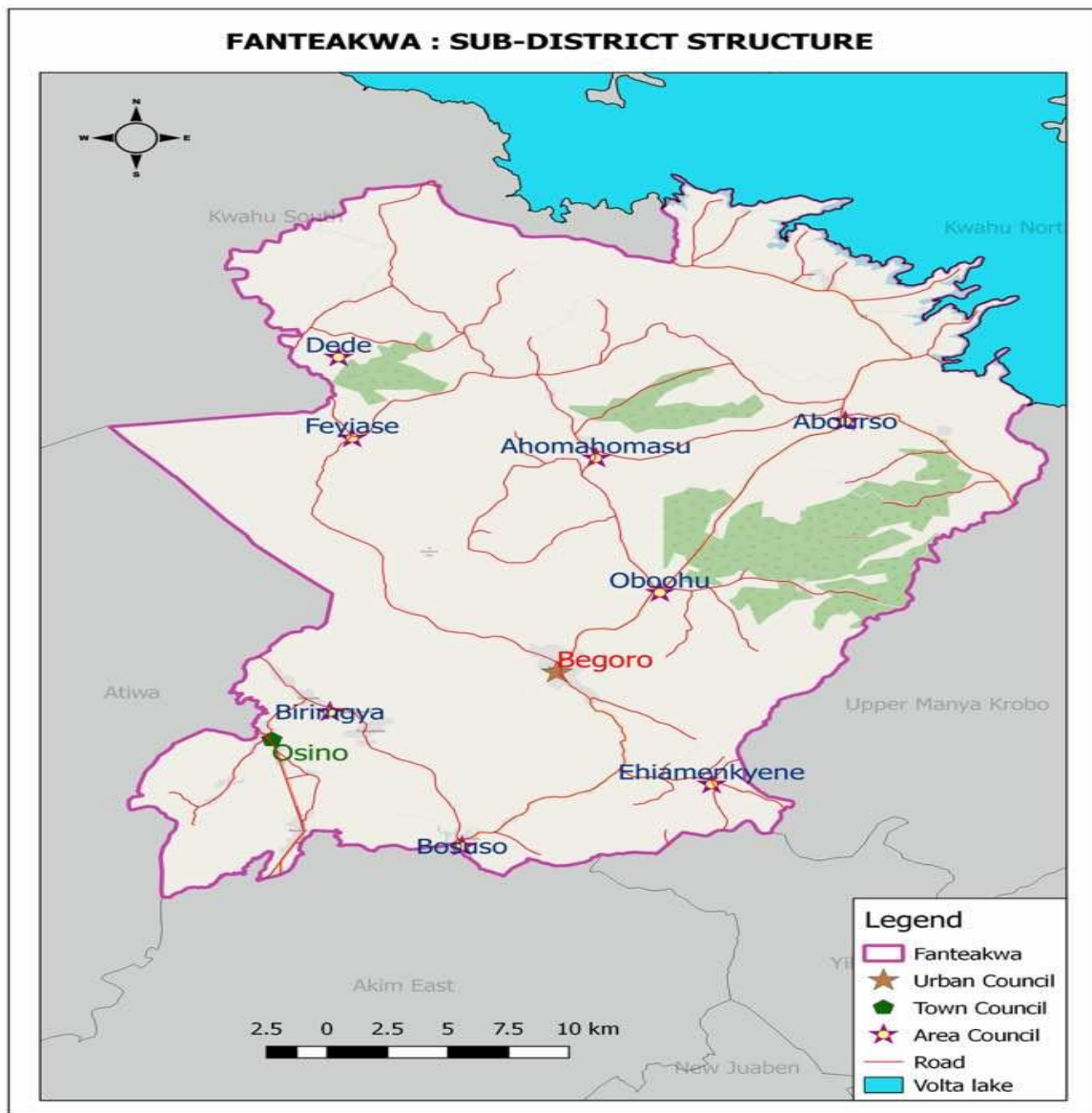
The District Assembly consists of the District Chief Executive (DCE), 28 elected assembly members (27 males and 1 females), 8 government appointed assembly members (5 males and 3 females), 1 Members of Parliament (MP) representing the 1 constituency Fanteakwa North.

The Assembly has a Presiding Member who is elected from among its members by two-thirds of all the members of the assembly.

The Assembly has 28 Electoral Areas, 28 Unit Committees members and 6 Urban, Town and Area Councils made up of;

- Urban Council - Begoro
- Town Councils - Dede and Ahomahomasu
- Area Councils - Oboohu, Abourso and Feyiase

**Figure: 1.22.1: Fantekwa District Sub Structure**



*Note: with the creation of Fantekwa North, the boundaries have changed*



## **Organogram of the District**

The organogram of the District has the District Assembly at the top with the District Chief Executive as the political head and the District Coordinating Director as the Administrative head, the structure has the Executive Committee as the executive wing of the assembly.

The Executive Committee consists of;

- The DCE as Chairperson
- The Chairpersons of the following Sub-Committees of the Executive Committee
  - Development Planning
  - Social Services
  - Works
  - Finance and Administration
  - Justice and Security
- The chairperson of one ad hoc Sub Committee
- Two other members elected by members of the District Assembly
- The DCD as the Secretary of the Executive Committee

The administration of the district is under the leadership of the District Chief Executive assisted by the District Co-ordinating Director and the technical departments. The departments of the Assembly are:

1. Central Administration
2. Disaster Prevention and management
3. Agriculture
4. Education
5. Social Development
6. Health
7. Works
8. Physical Planning
9. Finance
10. Trade & Industry
11. Natural resource conservation and wildlife

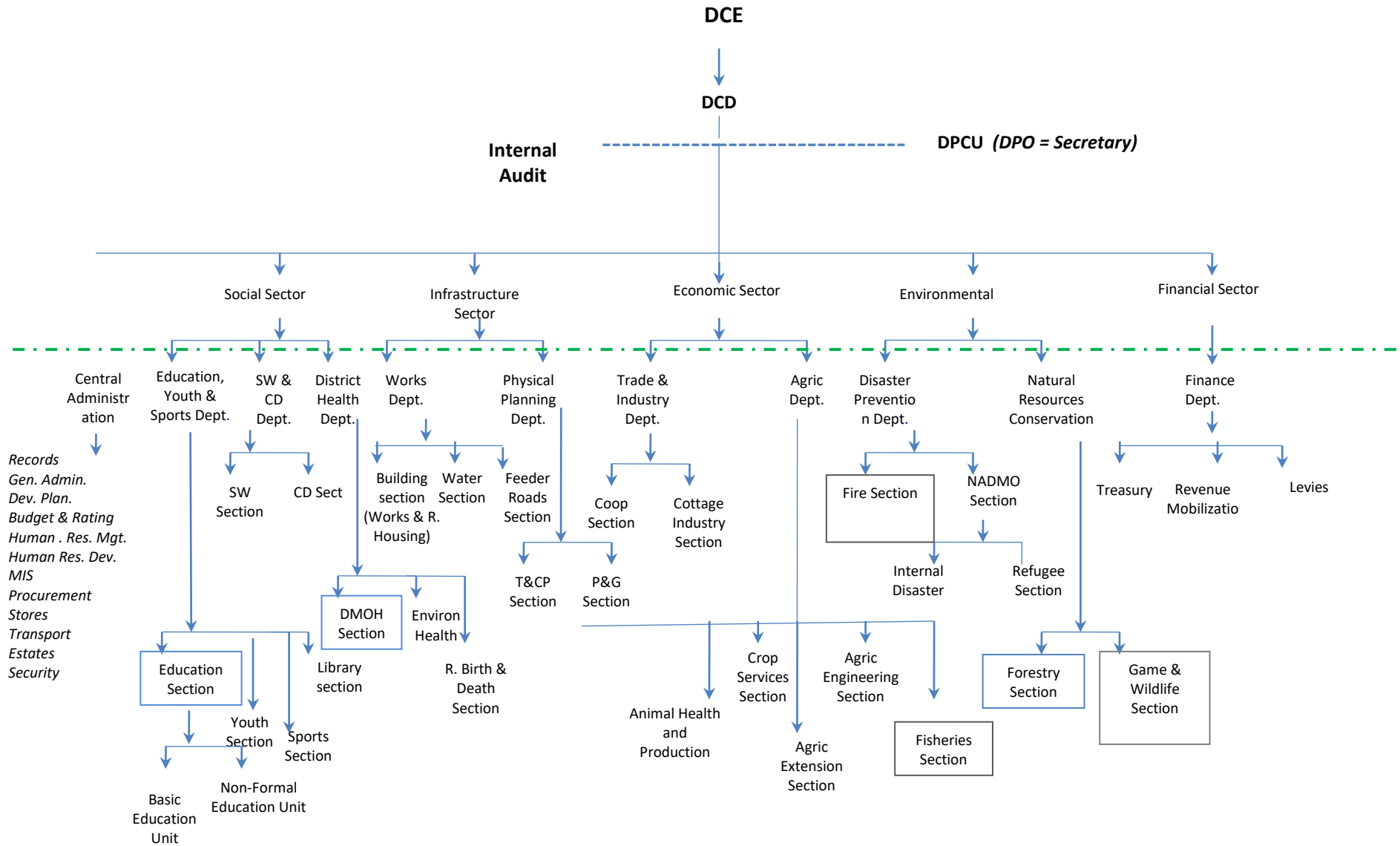
Others Government Departments are;

- Electoral Commission
- National Commission for Civic Education (NCCE)
- Information Service Department
- Birth and Death Registry
- Statistical Service
- Ghana Police Service
- Ghana Fire Service

Most of these departments face challenges such as; low staffing, poor office and residential accommodation.

# ORGANOGRAM

Figure 1.20: ORGANOGRAM



SOURCE: FDA, DPCU, 2017.

### 1.18.2. Social Accountability

Decentralization is seen as an important mechanism for strengthening local democracy and improving service delivery. It has helped to transfer development and governance of local communities to District Assemblies making participation by ordinary citizens governing process practical and possible. The participation and engagement of citizens in decision-making is the hallmark of democracy. Citizen's participation is therefore a right guaranteed by the constitution of Ghana which places ultimate power in the people.

Popular participation seeks to promote local democracy, participation and accountability through strong and viable stakeholder involvement, clarifies and strengthens the roles and relationships between state and non-state actors in the decentralisation agenda (Ghana, NPPF 2016).

The Assembly has several platforms which serve as very good opportunities for citizens to participate in the development agenda of the district. Some of these channels which exist within the Assembly are;

- Public Planning Hearing (DMTDP)
- Public Budget Hearing
- Stakeholder/Ratepayers Fee -Fixing Consultation
- Validation and Review Forums
- Notice Boards (DA and Sub - Committee Meetings, Revenue Charts, Gazetted Fee Fixing Resolution, Announcement of Jobs, Appointments, Procurement Awards, etc of public interest.
- Town Hall and Community Meetings
- Information Sharing Session
- Public Sitting of MMDAs
- U/T/A and Unit Committee Meetings
- Open Days
- Policy Fairs & Policy Review Clinics
- Websites (Active and Interactive)
- Exhibition of Development Projects
- Bulk SMS Text Messages
- Regularly updated online directory
- Annual Social Audit

However, some of these platforms are not functional or are weak in its engagement. The sub-district structures are not well resourced with a number of them lacking office accommodation and personnel (*Source*; FDA, P2 Plan 2017).

Notwithstanding, engagement with other interest groups such as; the Traditional Authorities, Assembly members, Service providers (GWCL, ECG), Religious groups and some NGO's are very encouraging.

Additionally collaborations with NGO's such as Ghana Strengthening Accountability Mechanism (GSAM), Joncaring Foundation and World Vision International are making significant impacts in the district. Their activities strengthen and promote citizens participation in development planning and budgeting.

### 1.18.3. Development Implications – Governance

- ✚ Opportunities are provided to stakeholders to voice their opinions and participate in their local governance by participating in the preparation of DMTDP thereby producing a plan that meets the needs and aspirations of the people.
- ✚ Promotes transparency and openness of activities of the District Assembly thereby lending credibility to the Assembly.
- ✚ Improves the quality of decision making at the district Assembly
- ✚ Improves the public’s understanding of the district assemblies responsibilities
- ✚ Builds community support for projects and programmes and improves stakeholder relationships.
- ✚ Changing behaviour patterns and getting buy-in from stakeholders.
- ✚ Political interference in decision making which does not promote popular participation

### 1.19. SECURITY

Security services in the district are the Police, Bureau of National Investigation (BNI) and the Fire Service. The Police enforce law and order in the district. The security situation in the district has always been generally peaceful and calm.

Reported security problems at the Police Station are often in connection with issues relating to cattle rearing, assault, domestic violence, offensive conduct (threats of death), road/motor accidents. The major security problem that the district has quite often been grappling with is the activities of Fulani herdsmen and their cattle.

A team of Police and Military Officers were in the district in 2015 from the Regional Security Council (REGSEC) to carry out an operation known as “Operation Cowleg” to flush out Alien Normadic Herdsmen and their cattle.

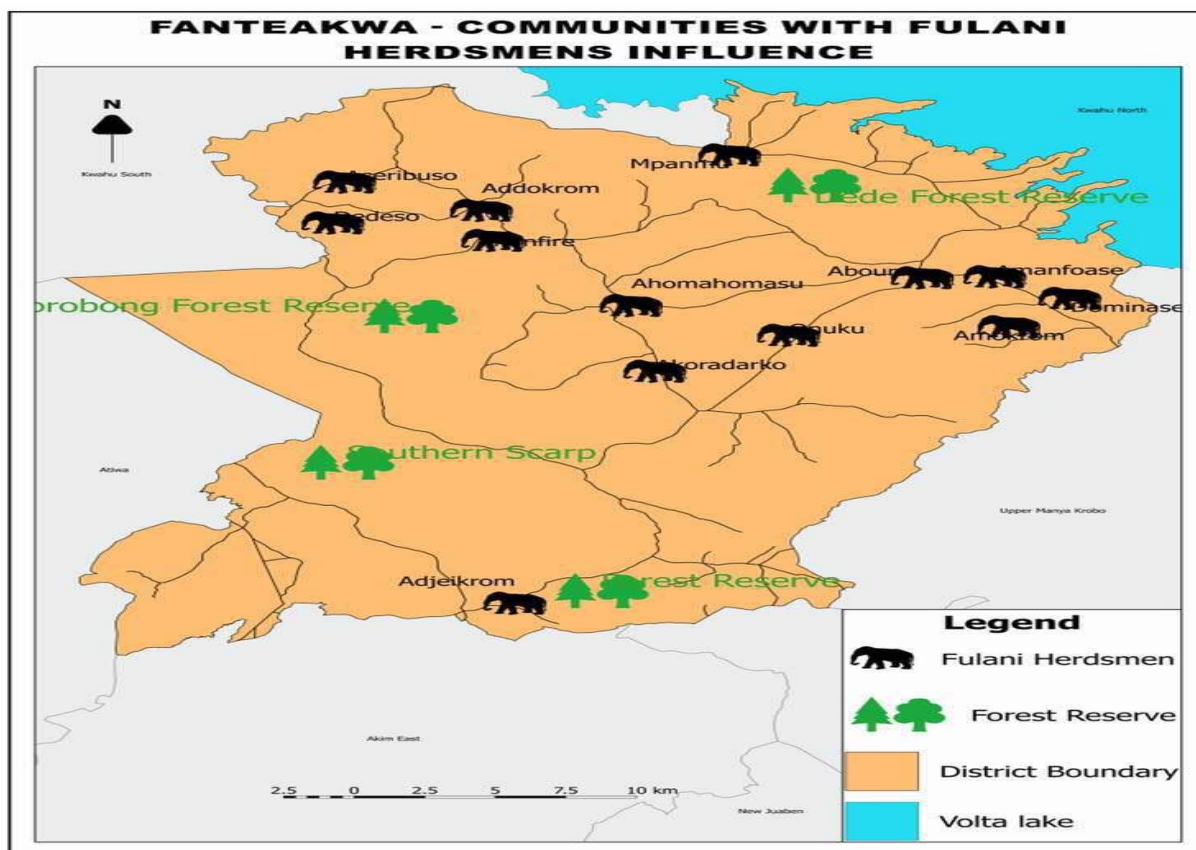
The Police administration in the district is divided into two (2) Police Commands, one part in the Mumuadu area and the other the Begoro area. The security reporting is such that the Mumuadu area is under the Anyinam Police Command in the Atiwa District.

The Fire Service on the other hand helps prevent and fight fire outbreaks in the district. They also train fire volunteers, create awareness on bush fire and how to sustain it and educate the public on fire, its effects and how to prevent its occurrence.

The problems associated with the security agencies in the district are;

- ✓ Inadequate and poor housing for Police personnel
- ✓ Lack of Barracks attached to the Police station which makes mobilization of police difficult.
- ✓ Inadequate Police Stations/posts
- ✓ Poor road network leading to the office of the Fire Service and police quarters ``

Figure 1.21: Communities with Fulani Herdsmen.



## 1.20. LOCAL ECONOMIC DEVELOPMENT

Local Economic Development according to Ghana's National Decentralization Policy (2010), is the process by which local governments, local businesses and other actors outside the locality join forces and resources to enter into new partnership arrangements with each other or other stakeholders to create new jobs and stimulate economic activities.

Policies to promote job creation, the establishment of local industries and the facilitation of intra and inter district trade as well as strengthening the competitiveness of the local private sector are all part of the mandate of MMDAs in the area of economic development.

The FNDA has over the years made significant efforts at reducing poverty and improving the lives of its citizenry. In spite of the progress made in tackling poverty, citizens are still faced with high levels of poverty, and unemployment. At the same time, there are challenges in meeting the needs of the people mostly due to lack of resources.

Addressing these situations requires a new approach to development that focuses on fully harnessing the economic potentials and resources of the local areas for job creation and consequently improved living standards.

The Government's flagship programmes such as 'One District, One Factory', One District One Warehouse, Planting for Food and Jobs, DCACT among others are all geared towards the use of local resources for local development.

The FNDA therefore would promote policies and interventions to promote the establishment of SMEs as a base for industrial development. Some of the bottlenecks in achieving this objective are;

- Poor local level capacity and commitment to provide leadership and direction in policy making (by-laws and processes to regulate/reduce the cost of doing business and maximize the involvement of people in the local economy.
- Weak capacity and commitment to respond timely to local entrepreneurs and practical efforts at promoting LED.
- Inadequate resource base for LED
- Weak private sector to engage public sector for LED
- Poor entrepreneurial culture among citizens
- Poor and inadequate infrastructure such as roads, water, power etc.
- Absence of adequate economic growth strategies
- Informal nature of businesses
- Poor access to finance
- Limited training
- Poor enabling environment
- Limited access to post-production infrastructure (i.e storage, processing, transport etc)

### **1.20.2: Funding Arrangements to Support LED**

The following funding mechanisms are expected to help promote LED activities in the District:

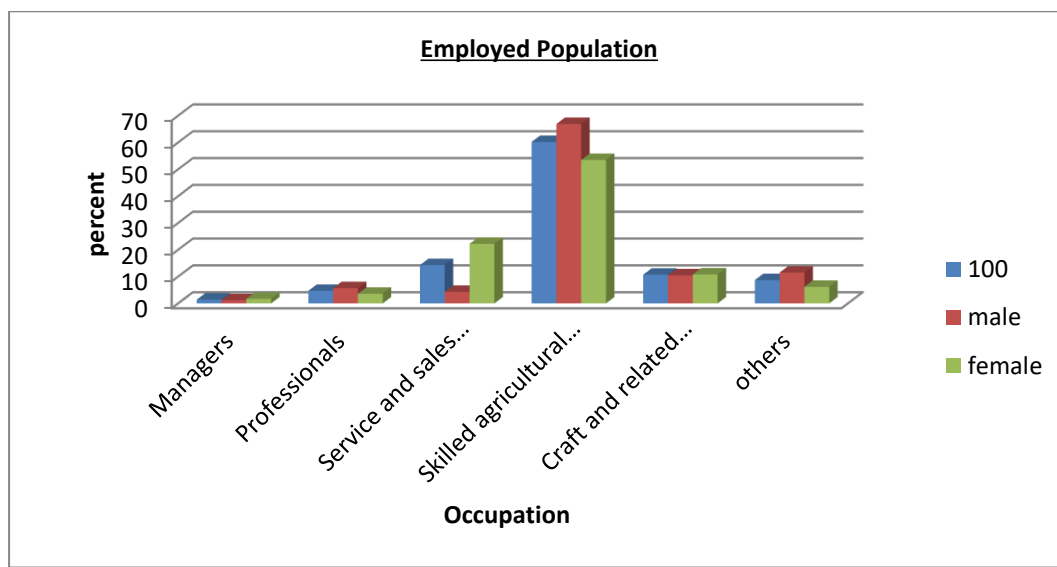
- Central Government support for LED activities such as the ‘‘One District One Factory programme, One Million dollar per Constituency policy and other GoG policies.
- Develop and integrate LED activities into its Budgets and Annual Action Plans.
- Public – Private Partnership (PPP) engagement that would support LED.
- Seek funding from development partners and donors to support LED activities

## **1.21.0. ECONOMY OF THE DISTRICT**

### **1.20.1. Structure of the Economy**

The district is agrarian in nature with the agriculture sector employing about 60.2% of the employed population. Workers in the service and sales occupational groups are 14.3%, craft and related trades 10.7%. The technical and associated professional’s employs 1.0% and managerial categories represent 1.4% with the least proportion of occupation being clerical support workers which is 1.4%.

**Figure 1.22: Employed Population by Occupation and Sex**



Source: 2010 PHC

### 1.20.2. Agricultural Activities

The district’s economy is mainly rural and dominated by the agricultural sector, which employs about 60.0% of the economically active population (GSS PHC 2010). Households are mainly involved in agricultural activities such as crops, livestock, fisheries, agro forestry and non-traditional commodities.

Agriculture production in the district is predominantly rain fed, since it is the main stay of the District’s economy, variations in weather pattern could lead to low yield and subsequently hunger and poverty.

The agricultural and forest resource base of the district facilitates the establishment of manufacturing and processing industries.

### 1.20.3. Major Economic Activities:

#### i. Farming

Agricultural production is mainly at subsistence level with an average farm size of 2.5 acres. Land is mostly family owned. A significant percentage of the farmers have access to extension services though there are some few challenges. Some of which are inadequate extension officers and lack of means of transport by extension agents to reach farming communities. As a result, only few surrounding communities get access to extension services. The Fantekwa District is well noted for the production of cash crops such as cocoa, oil palm and citrus as well as some food crops like cassava, maize, cocoyam, plantain and vegetables.

The farming system used is usually determined by the type of crops cultivated by farmers. However, mono-cropping is practiced for tree crops, cereals and legumes whereas mixed cropping is adopted in food crops cultivation. Despite inadequacy of the extension services, there has been an

improvement in farmers using modern technology methods of farming. Inadequate storage facilities and low prices for farm produce are some of the challenges faced by farmers in the district.

Livestock rearing is the second most important agricultural activity in District. The 2010 census counted a total of 302,165 livestock of different species across the district. The existence of good pasture and availability of water (Volta Lake) at Tromeleveme, Aseribuso, Papramatang, Miaso, Adakope, Dedeso and Abourso areas supports the livestock industry. However, competition with crop farmers and the alien herdsmen is the source of conflicts in the area, with the animals (cattle) destroying large quantities of farm produce as well as the clash of cultures between the indigenes and the herdsmen. The types of livestock commonly reared include sheep, goats, cattle, chicken, pigs, etc. Domestic poultry keeping is the largest activity although there are few commercial poultries at Begoro, Dedeso etc. The problems faced by this sub-sector are:

1. Poor Housing
2. Poor Breeds
3. Absence of pastures (free range)
4. Animals are prone to diseases and theft
5. Sour relationship between cattle owners/herdsmen and farmers.

## ii. **Fishing**

Fishing is another important agricultural activity that is undertaken by some people in the District. Fishing areas in the district include Adakope, Ganyokope, Tromeleveme, Odortom, Petefuor, Dedeso, etc. Tilapia and catfish are the common fishes in the district. Preservation of fish is done by smoking, salting and freezing. The district has two (2) cold storage facilities at Begoro and some mini deep freezer storage facilities all over the district. Marketing of fish is done on the local market and occasionally, middlemen go to these communities along the Volta Lake to buy the fish and re-sell at higher prices. Some of the problems facing the fishing industry include:

1. Inadequate numbers of diversification of the fishing industry
2. Tree stumps in the lake which leads to damage of canoes and other fishing gears
3. Deployment of child labour on the lake
4. Inadequate credit facilities.
5. Inadequate fishing equipment or gadgets
6. Absence of hatchery for fingerlings production
7. Inadequate processing equipment
8. Inappropriate use of fishing methods e.g. 'Atigya.'

The Regional Fishing Unit of the Fisheries Department in collaboration with the Mumuadu Rural Bank has sponsored a group in cage culture and the results are quite encouraging. Currently four (4) farmers are practicing fish pond farming. More people should be encouraged to engage in fish farming to help improve the economic development of the district.

### **1.20.4. Manufacturing Industries**

The district has some small scale industries that process mainly agricultural produce for sale in markets in and around. These include cassava processing into cassava dough and gari and palm oil



extraction. Others include carpentry, blacksmiths, mechanics, dressmakers, and small-scale sawmills. All these small-scale operators are not organized and therefore are not able to access any institutional credit to improve their productive activities. They also have little or no access to services such as water, electricity and good roads. Low skill development also limits these small-scale producers' linkage to other producers and sectors.

### **1.20.5. Banking**

Rural banks are the only banks that exist in the District. These banks include the Fanteakwa Rural Bank, Atiwa, Mumuadu Rural and GN Bank all located in Begoro. leaving the other settlements in dire need of banking services. People, therefore, travel from far to access banking services in Begoro. Coupled with this challenge is the unwillingness of the banks to give credit to farmers because of the high risks associated with these loans.

The inadequacy of these services has resulted in the creation of private credit unions such as the St. Theresa's Credit Union. Local money lenders are also available providing short term credit to the people with high interest rates. The high interest rates charged on these loans deter prospective borrowers. This affects their ability to expand their production activities and therefore slowing down the District's growth and development.

### **1.20.6. Communication**

Vodafone, MTN, Tigo, Aitel and Kasapa are the main telecommunication services providers available in the district. The telecommunication services they provide are mainly centred in Begoro and Osino. Telecommunication in the District is fast spreading with various masts being erected in various parts of the District especially its capital. The only postal services facility in the District is located in Begoro. Postal agencies serve the rest of the communities by receiving mails and selling postage stamps. Some of the postal agencies are collapsing due to the failure to pay staff salaries. Internet services in the District are extremely bad. Apart from Begoro and Ahomahomaso which have some services, the rest of the communities in the District lack internet facilities. This situation has limited the District's ability to communicate effectively within and outside to enhance the District's economic development. It will be beneficial to the District if private individuals and organizations intervene to help improve communication services in the District.

### **1.20.7. Income Level Analysis**

Income sources of the District are mainly from the agricultural sector but are unevenly distributed. Thus, commercial farmers, who are in the the minority enjoy a larger proportion of the District's total income from agriculture whilst the majority of farmers enjoy just a little. Thus, income in the District is inequitably distributed.

### **1.20.8. Economic Infrastructure**

#### **Roads**

Most of the road networks in the district are feeder roads that are in poor conditions, especially during the rainy seasons. Consequently, transportation of food crops to the market centres is very

difficult and expensive. These conditions, coupled with inadequacy of suitable storage and preservation facilities are major impediments to increasing agricultural produce. Inadequate extension services delivery, input supply, credit and mechanized services are some of the problems faced in the sector. These lead to poor production, which is a major contributor to the low income levels of people in the District since the majority of them, are into farming.

## Markets

The district has various market centres for commercial activities especially for marketing farm produce. There are two (2) major markets located at Begoro and Ahomahomasu and three (3) minor markets at Oboohu, Abourso and Dedeso. Markets are organized on either daily or weekly basis. Ehiamankyene has two (2) market days in a week with Begoro and others are weekly. The Assembly, however, generates much of its Internally Generated Revenue (I.G.R.) from the three (3) major markets with the largest revenue generated at Ahomahomasu. Facilities in these market centres are woefully inadequate and others in bad shape.

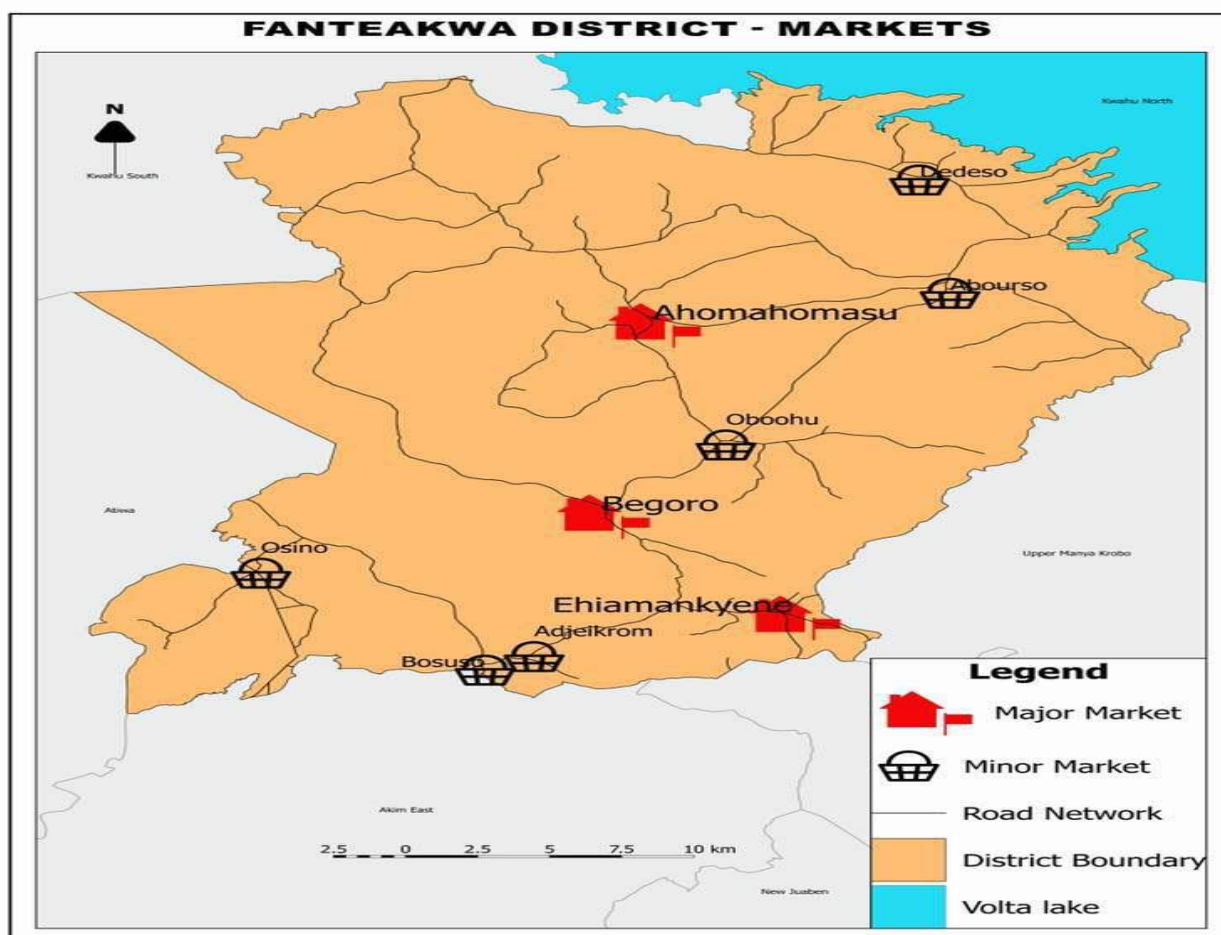
The Begoro market has however received a facelift with the construction of a 26-Unit 2 storey market stores, additional works were yet to be completed. Work is also completed at the Dedeso lake side market. The other markets also require further improvements. There are plans to develop Napanya and Mpaem markets to boost the revenue of the assembly.

**Table 1.17: Major Markets Days and Commodities**

Market Centre	Market Days	Main Food Item
Begoro	Fridays	Plantain, Cassava, Cocoyam, Pepper, Garden Eggs, Okro, Cabbage, Gari, Tomatoes, Green Pepper Onion, watermelon , Fish, Chillies etc.
Ahomahomasu	Wednesdays	Plantain, Cassava, Cocoyam, Pepper, Tomatoes Garden Eggs, Okro, Cabbage, Green Pepper, Onion, Cassava Dough, Gari and Goat and Sheep.

*Source: DPCU, 2017 (Refer to DADU reports)*

**Figure 1.23: Fanteakwa North District Markets.**



*Note: Ehiamankyene, Osino and Bosuso are not part of Fanteakwa North*

### 1.20.9. Commodity Flows

The exchange of goods within the district and between districts is crucial in promoting trade in the district and the country as a whole. The trade takes place mainly at the markets. This is depicted in the table below:

**Table 1.18: Commodity Flows in the District**

Commodity	Inflow	Outflow
Vegetables and Food Stuff	Within the district, Afram Plains and Tafo	Koforidua, Kumasi, Suhum, Takoradi, Somanya, Makessim, Asamankese and Accra.
Fish	Afram Plains, Winneba, Akateng.	Koforidua, Accra, Akateng, Asewewa
Manufactured Goods e.g. Cloth/used clothing, cosmetics plastic wares, cooking utensils building materials, foot wares etc.	Koforidua, Kumasi and Accra	None

*Source: DPCU, 2017/ DADU reports 2017*

## Endogenous Inflows

Endogenous Inflows refers to the intra-district flow of commodities. The commodities include foodstuff like cassava, cocoyam, plantain, maize, vegetables, oil, gari etc. flow into the market from within the district. The bulk of these commodities originate from the northern part of the district.

## Exogenous Inflows

Exogenous inflows refer to inter-district flow of goods into the district from other districts. Exogenous inflow of capital goods are mainly manufactured goods such second hand clothing, plastic wear, building materials, cosmetics, footwear, cooking utensils and food stuff among others. The principal sources of exogenous inflow of commodities are from Koforidua, Tafo, Osiem, Afram Plains, Winneba, Akateng, Accra and Kumasi.

## Endogenous Outflows

This refers to the flow of commodities from the major markets within the district to destinations which are also within the district. For capital goods, nothing leaves the district. The principal departure of endogenous outflows are Peseator, Bomodin, Apan, Dedeso, Yayaso, Dahome, Nsuta, Bepoase, Asedja, Otuater, Amotare, Owusukrom, Amokrom, Kronkronsu and Ahenkwa sisi.

## Exogenous Outflows from the district

This refers to outflow of foodstuffs from the district. The principal destinations are Accra, Koforidua, Afram Plains, Winneba, and Akateng.

## 1.21. FOOD SECURITY

The district can be described as one of the nation's food baskets in the Eastern Region of Ghana. This is because it has a large land mass of fertile soils that enhances the production of various foodstuffs.

### 1.21.1. Status of Current Food and Cash Crop Production Levels

**Table 1.19: Estimated Production Levels of Major Food and Cash Crops**

Commodity	Cultivated area (ha)	Yield (MT/Ha)	Production (MT)
Maize	17,601.80	1.8	31,683.24
Cabbage	2,620.8	8.9	23,325.12
Cassava	14,307.85	11.8	168,832.63
Yam	3,307.6	14.0	46,306.40
Cocoyam	8986	8.0	71,888.00
Plantain	1,2748.9	9.0	114,740.10
Tomatoes	4,801.7	10.0	48,017.00
Pepper	4,682.89	5.4	25,287.61
Okro	1,543.1	7.5	11,573.25
Onion	70.50	17.8	1,254.90
Garden eggs	1,480	8.5	12,580.00
Groundnut	477.19	1.0	477.19
Cowpea	786.18	1.0	786.18
Water melon	724.67	14.0	10,145.38

Source: MOFA 2017 First Quarter Report

Major food production levels in Fanteakwa District are shown in the table above. Cassava, cocoyam, plantain and tomatoes had high production. It is therefore in place for the district to go into cassava processing as part of the one district one factory policy.

However, the uneven rainfall distribution affects crop production which caused delays in transplanting of vegetables such as pepper, tomato and cabbage across the district. Irrigation schemes are therefore encouraged to boost the production of vegetables and other crops.

Challenges facing farmers such as inadequate agricultural inputs, increases in fertilizer prices and agro chemicals are contributory factors to the low yield of crops and inability to expand farm sizes. Consequently, low crop yield results in low income and therefore farmers are not able to save enough for other responsibilities and subsequent farming activities. Profits made are ploughed back into farm business in subsequent year, resulting in financial constraints to meet family needs. Another challenge farmer's face is their inability to access credit facilities.

Access to food in the district is linked to the poverty and income levels of the people. The Northern part of the district cannot be said to have equal access to sufficient or enough food at all times. The area is rural in nature and characterized by low income levels. It also has an erratic rainfall pattern and poor road network amongst others. There is therefore the need to increase the income level of the people, promote irrigation facilities and reshape the roads in these areas.

## **1.22. NUTRITION**

Access to food in the district is linked to the poverty and income levels of the people. Despite the district being considered as the food basket in the region, food is not accessible to everyone. Hence, the issues of child malnutrition exist in the district. About 0.1% of children under 5 years of age are malnourished.

The main nutrition problems include; inadequate intakes of energy and protein, iodine deficiency disorders, iron deficiency and vitamin a deficiency. The district records issues of Severe Acute Malnutrition (SAM) which in most cases are as a result of multi-nutrient deficiencies.

Cases of this SAM are either the child is an abandoned child, the mother has no source of income or the mother or both parents are dead. In such situations, there is the need for external support to care for the child.

The CMAM programme is one intervention that the District Health directorate has adopted to manage severe malnutrition cases in the communities. Community Health Nurses are trained as part of the programme to manage these cases by conducting nutritional assessment and clinical analysis. After 16 weeks the child is expected to recover and integrated back into the communities.

In other for the objective of the programme to be sustainable, it is recommended that the Health Directorate collaborates with the Social Welfare Department to support the caregivers. They are also to work in collaboration with the Agriculture Department in implementing its Food Based Nutrition Education programmes in the communities.

The consequences of this poor nutrition especially among children and mothers are; deaths, sickness and mental problems.

The DHD as part of its activities in line with the National Health Policy undertakes the following activities to improve the nutritional status of both mother and child;

- Growth monitoring and promotion of Child Welfare Clinics (CWC)
- Community Infant and Young Feeding Counselling (C-IYCF)

- Community-based Management of Acute Malnutrition (CMAM)
- Vitamin A supplementation
- Exclusive breastfeeding campaigns
- Control of micronutrient deficiencies (iodine, iron, folic acid, vitamin A)
- Health talks on maternal nutrition
- Food demonstrations

The challenges involved in implementing the afore-mentioned activities are mainly inadequate funds to conduct nutrition activities and inadequate knowledge by health workers on Essential Nutrition Actions (ENAs).

**Table 1.20: Malnutrition by Sub-districts**

Sub-districts	% of Severe	% of Moderate	% of Normal
Abourso	0.0	0.0	100.0
Ahomahomasu	0.8	0.0	99.2
Asirebuso	0.0	0.0	100.0
Begoro	0.4	0.8	98.7
Dedeso	0.1	2.5	97.4
District	0.6	0.6	98.8

*Source; 2017 DHMT review meeting*

### **1.23.0. SOCIAL SERVICES**

#### **1.23.1. Educational Infrastructure in the District**

The Fantekwa North District has 8 circuits namely; Abourso, Addokrom, Ahomahomasu, Begoro East, Begoro West, Dedesawirako, Miaso and Obooho.

##### **Kindergarten Infrastructure**

The district has 81 KGs with for pre-primary education. Out of this number, 41.0% need major repairs while about 40.0% more are required to reduce the shortages. There has been an increase in KG infrastructure to 81 with a marginal increase in enrolment. The same can be said with private Schools with a slight increase in KG to 14. There is the need for improvement in the number of private schools.

##### **Primary infrastructure**

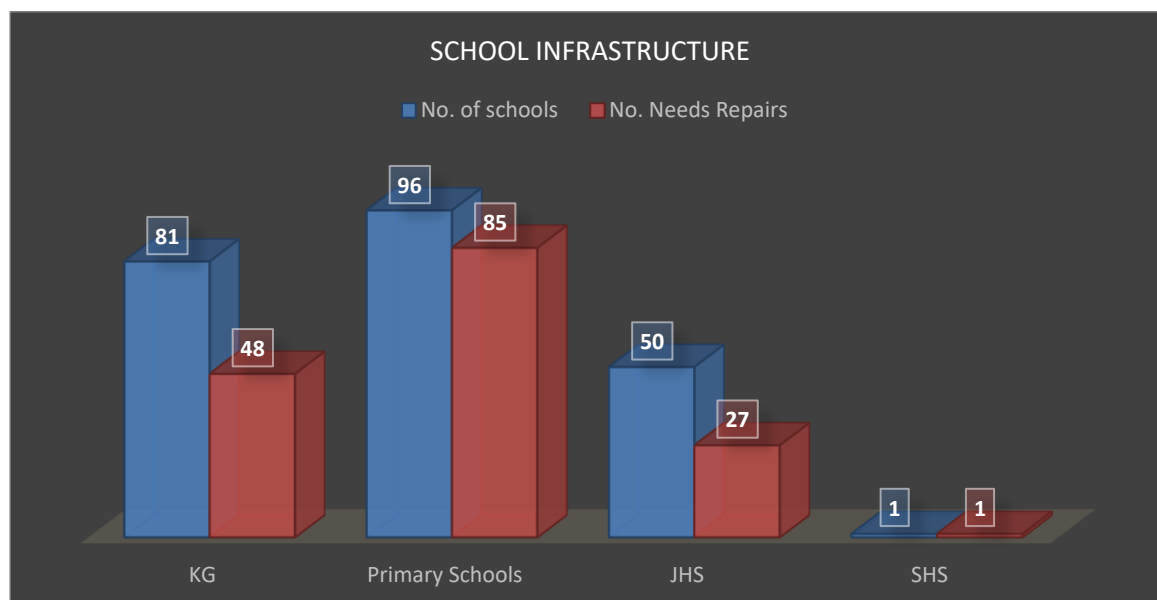
Primary school Infrastructure in the district is not different from that of the kindergartens. There are 96 primary schools and about 31% of this require major repairs. Infrastructure at the primary level has some effects on achieving free quality basic education in the district. Thus, the available infrastructure is not enough to absorb the ever-increasing population of children in the district. There is, therefore, the need to increase primary school infrastructure to help improve the quality of education in the country.

**Table 1.21: School Infrastructure and Enrolment**

Category of school	No. of schools
Public KG	67
Private KG	14
Public primary	71
Private primary	25
Public JHS	38
Private JHS	12
Public SHS	1
Private SHS	0

SOURCE: FDA, DPCU, 2017.

**Figure 1.24: School Infrastructure.**



Source: FDA, GES 2017 Annual Report

### 1.23.2. Health Care

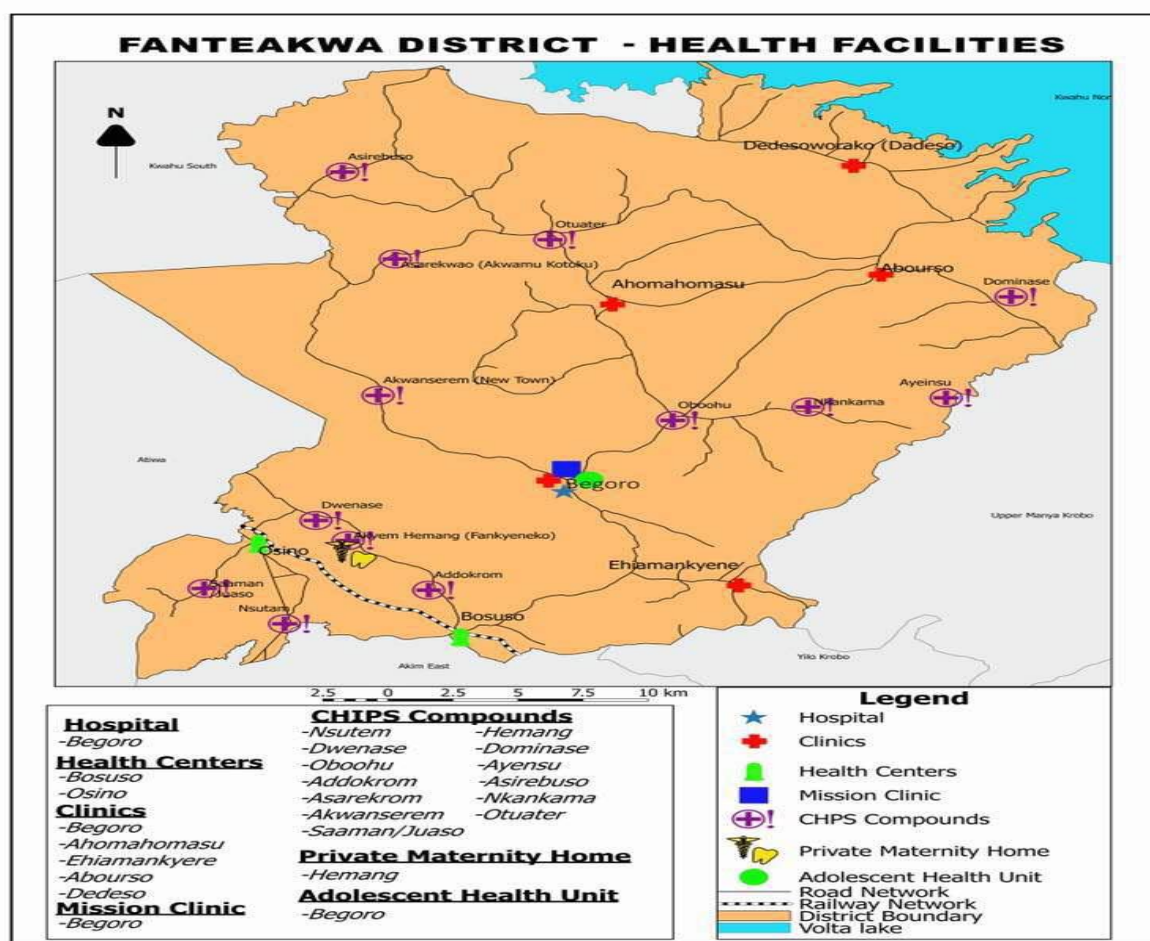
The district has one (1) Ultra-modern District Hospital facility which serves as a referral point for the other health facilities in the various Sub-districts, four (4) community clinics, eight (8) CHPS compounds. Access to health services in the district is inadequate and hence should be improved to help raise the standards of living in the people in the district.

**Table 1.22: Health Facilities and their Locations**

Facility	No.	Location
Hospital	1	Begoro
Clinics	4	Begoro, Ahomahomasu, Abourso and Dedeso
CHPS compounds	8	Oboohu, Dominase, Akwanserem, Otuater, Ayeinsu, Addokrom, Asarekwao and Asirebuso
Mission Clinic	1	Begoro
Adolescent Health Unit	1	Begoro

Source: DHMT- 2017

Figure 1.25: Map of Fanteakwa Health Facilities.



From the table below, malaria records the highest causes of OPD attendance in the district. This can be attributed to the humid weather condition and also the poor drainage systems in the district. This atmosphere aids in the breeding of more mosquito larvae which in turn bites and spreads malaria. This affects the development of the district through monies used for preventive exercises like awareness creation and provision of mosquito nets which could have been alternatively used for developmental projects.

On the other hand, Upper Respiratory Tract Infections records the second highest which can be linked to the poor nature of the roads in most parts of the district, which inmost times makes the



atmosphere very dusty. This in turn pollutes the air which leads to the causes of most Upper Respiratory Tract Infections which adversely affects the development in the district.

Skin Diseases and Ulcers from the table above can be attributed to the poor quality of water used for domestic purposes in the district. The major sources of water used by the people are mainly rivers and streams which are mostly polluted by both solid and liquid waste from mining, farming and other activities by the people.

The table below depicts the number of patients that attended the facilities in 2016.

**Table 1.23: Top Ten OPD Attendance**

S/No.	Diseases	No. of Patients
1	Malaria	27747
2	Upper Respiratory Tract Infection	19671
3	Rheumatism & Other Joint Pains	8234
4	Anaemia	4793
5	Diarrhoea	4549
6	Skin Diseases	4201
7	Acute Eye Infection	2675
8	Intestinal Worms	2400
9	Acute Urinary Tract Infection	1970
10	Hypertension	838

*Source: FDA, GHS Review Report, 2017*

The Fanteakwa North District has five (5) sub-divisions referred to as sub-districts serving 141 communities. The doctor-patient ratio for example is 1:65,793 indicating that there is one doctor to attend to about 65,793 patients in the district. This situation can result in ineffective delivery of healthcare and pressure on the few doctors. The number of doctors, therefore, needs to be increased to help resolve such circumstances. The nurse-patient is 1:1,371 indicating that one nurse attends to approximately 1,371 patients. This scenario can also result in more pressure exerted on nurses leading to ineffective delivery of healthcare. Thus the number of nurses in the district needs to be increased to minimize this situation.

### **Maternal Mortality**

The district recorded a very high maternal death in 2014 and 2015. The District Health Directorate in an effort to reduce maternal mortality and as well contribute to achieving the SDG's has embarked on a number of safe motherhood programmes.

**Table 1.24: Trend of Maternal deaths, Still Births & Neonatal Deaths.**

<b>Indicator</b>	<b>2014</b>	<b>2015</b>	<b>2016</b>	<b>Rates for 2016</b>
Maternal Deaths	4	4	3	285/100,000
Maternal Deaths audited	3	3	3	100%
Still births	31	29	31	2/100
Neonatal deaths	17	9	6	4/1000
Low Birth Weight	237	179	128	8/100

*Source; 2016 Annual DHMT Review*

### **National Health Insurance Scheme**

The NHIA in conjunction with the gender ministry piloted a project which was founded by AHME(African health market for equity and IFC of the World Bank) .The objective of the project was to enhance the overall enrolment of the valuable in ten(10) demonstrative districts into the scheme.

In Fanteakwa, over 15,000 people qualified through the household survey to be enrolled unto the scheme free. NHIS ID cards were produced for the qualified persons.

Some of the challenges encountered during the exercise included:

- Network connectivity: Most communities did not have mtn connectivity
- Some qualified persons could not afford cost of transport to the production centres.

Some challenges faced by the District Health Insurance Scheme are listed below:

- ✓ Inadequate Staff
- ✓ Inadequate office accommodation (need for NHIS District office)
- ✓ Inadequate means of transport
- ✓ Inadequate logistics (computers, printers, cameras etc)

### **1.23.3. HIV and AIDS**

Fanteakwa North District is among the Districts battling with the global issue of HIV/AIDS. According to the 2013 National AIDS Control Sentinel Survey, the District HIV and AIDS prevalence rate which dropped to 1.3% in 2012 has risen to as high as 2.4% in 2013. This placed the district the highest in terms of prevalence rate in the country as reported in the rural site survey. Additionally, syphilis prevalence rate in 2013 was 1.3% and the most affected persons were in their youthful ages (15-44 years). This is an indication that condom usage among the youth in the district has gone down considerably.

There are series of activities that are continually in progress to help in the fight on HIV/AIDS prevention in the District. These include:

1. Counselling and Testing
2. Health Education on HIV/AIDS prevention
3. Film shows on HIV/AIDS
4. Support for PLWHAs by some NGO's (World Vision and OIC)
5. Health education on stigma reduction

The implication of this for development in the district is that the youthful population who are the future generation will not have a promising future. It will also mean a reduction in output thereby increasing the dependency ratio. More children and elderly people may have to be supported by a smaller active labour force. In addition, the composition of the labour force may change with respect to skills, education and experience, which would decrease the productivity of labour.

The situation may also deter immigrants to the district to work if posted and setting of economic ventures.

#### **1.24.0. INFORMATION AND COMMUNICATION TECHNOLOGY (ICT)**

The 2010 PHC considered access to ICT not only via computer but also by mobile phone, game machine and digital televisions. Ownership and usage of information communication technology facilities and services in the districts is very low in terms of level of the application of science, technology and innovation. This is because the people use obsolete equipment, machinery and methodology in all spheres of life. There is as well limited coverage of some of the networks. Consequently these facilities are mostly available in the urban areas. There are more males than females who own mobile phones in the district.

The 2010 Population and Housing Census recorded internet users in the district at 1,780 or 2.4% of the district's total population of 74,106 persons 12 years and older. The proportion of males (68.3%) with internet usage was as well higher than that of females (31.7 %). The use of fixed lines has also declined with the onset of mobile technology.

The Fantakwa District Assembly recognizes that ICT plays a significant role in social and economic development and transformation. This it does by creating an enabling environment for accelerating economic growth. The Assembly has, therefore, with support from the government and United Nation Development Programme, constructed and equipped a Community Information Centre (C.I.C.) in Begoro with the aim of creating universal access to information technology and promote community-based ICT applications for accelerated growth and development. The District Assembly has also procured and donated some computers and accessories to various schools in the District to promote learning, especially in ICT. The Assembly has also supplied desktop computers to other departments to aid in the execution of their duties. Apart from the C.I.C., there are other privately owned internet cafes. The Centre has helped in educating both the general public and schools on information and communication technology in the District. The development of ICT infrastructure has helped to increase access to internet facilities, lower cost of computer training, communication and others. The benefits also help to improve upon the standards of living of the people.

##### **1.24.1. Telecommunication**

Telecommunication services are available in the district provided by private companies who operate in the ICT services. These are the Vodafone-Ghana Telecom, Multi Telecommunication Network (MTN) and TIGO. These services can be accessed in Begoro, Feyiase and Dedeso.

Motorola facilities are also available at the Begoro Police Station, the District Assembly, the Electricity Company of Ghana (ECG) and Ghana Education Service.

### **1.25.0. KEY DEVELOPMENT ISSUES/PROBLEMS OF THE DISTRICT**

The key development issues in the Fanteakwa North District include the following:

- Inadequate drains within the built environment
- Inadequate storage and preservation facilities
- Inadequate credit facilities and banking services
- Poor road infrastructure
- Inadequate access to telecommunication
- Poor market structures
- High transport costs
- Lack of offices and staff for District Assembly sub –structures
- Inadequate internally generated revenue
- Inadequate/poor educational infrastructure
- Poor health delivery services (inadequate health infrastructure)
- High rate of HIV/AIDs
- High Maternal Mortality
- Prevalence of Severe Acute Malnutrition cases
- Poor Sanitation
- Inadequate supply of potable water
- Afforestation, Lumbering and Chain saw operations
- Flooding
- Armed robbery
- Unemployment
- High dependency
- Inadequate potable water
- Prevalence of malaria
- Activities of Fulani Herdsmen

**Table 1.25: Summary of Key Development Issues of GSGDA II**

Thematic areas of GSGA II	Key Identified issues (as harmonised with inputs from the performance review, profiling and community needs and aspirations)
Enhancing Competitiveness of Ghana's Private Sector	<ul style="list-style-type: none"> <li>• Low investment in market</li> <li>• Undeveloped tourist sites</li> <li>• Unemployment</li> <li>• High cost of transport which affects trade &amp; productivity</li> <li>• Poor market structures</li> </ul>
Accelerated Agricultural Modernisation and Sustainable Natural Resource Management	<ul style="list-style-type: none"> <li>• Conversion of natural habitats to farmlands</li> <li>• Environmental/land degradation</li> <li>• Poor fishing practice</li> <li>• Depletion of forest resources; bush fires, chain saw, lumbering, search for fire wood.</li> <li>• Irregular rainfall</li> <li>• Flooding</li> <li>• Erosion</li> <li>• Inadequate portable water</li> <li>• Disasters (Wind/Storm, Bushfires)</li> <li>• Decrease in productivity</li> <li>• Activities of chain saw operators</li> <li>• Inadequate storage and preservation facilities</li> <li>• Inadequate credit facilities and banking services</li> <li>• Lack of warehouses</li> <li>• Lack of irrigation scheme</li> <li>• Bad farming practices</li> <li>• Low technology</li> </ul>
Infrastructure and Human Settlements	<ul style="list-style-type: none"> <li>• Poor road infrastructure</li> <li>• Poor drainage system</li> <li>• Inadequate access to telecommunication</li> <li>• Poor sanitation</li> <li>• Poor development</li> <li>• Lack of layouts</li> <li>• Inadequate potable water</li> <li>• Low electricity extension</li> <li>• Disasters (Storm, Flood and Fire)</li> <li>• Inadequate water supply</li> </ul>

	<ul style="list-style-type: none"> <li>• Poor sanitation</li> <li>• Inadequate public and household toilets</li> </ul>
Human Development, Productivity and Employment	<ul style="list-style-type: none"> <li>• Poor educational infrastructure</li> <li>• Poor health care delivery services (inadequate health infrastructure, inadequate staffing etc)</li> <li>• High rate of HIV/AIDs</li> <li>• Maternal mortality</li> <li>• High dependency/poverty</li> <li>• Unemployment</li> </ul>
Transparent, Responsive and Accountable Governance	<ul style="list-style-type: none"> <li>• Weak Sub-district structures</li> <li>• Weak commitment in conducting regular M&amp;E</li> <li>• Unpredictability of budget releases</li> <li>• Weak capacity to mobilise IGF</li> <li>• Citizens law compliance with their tax obligations</li> <li>• Poor/Non-revenue mobilisation initiatives/ innovations</li> <li>• Inadequate internally generated revenue</li> <li>• Inadequate accommodation for security personnel</li> <li>• Inadequate police posts</li> <li>• Activities of Fulani herdsmen</li> <li>• Armed robbery</li> <li>• Weak expenditure control</li> <li>• Teenage pregnancy</li> </ul>

SOURCE: FDA, DPCU, 2017.

## CHAPTER TWO

### DEVELOPMENT ISSUES

#### 2.1. INTRODUCTION

This chapter deals with the development priorities of the district, prioritized issues which were identified in the performance review and the district profile linked to the various thematic areas of the NMTDPF 2018-2021. This enabled the district to focus on the relevant thematic areas that could trigger growth and reduce poverty.

#### 2.2. SUMMARY OF PRIOTIZED COMMUNITY NEEDS AND ASPIRATIONS

S/NO.	SECTOR	DEVELOPMENT ISSUES	NEEDS AND ASPIRATIONS
1.	Transport	<ul style="list-style-type: none"> <li>• Poor conditions of roads</li> <li>• Poor drainage system</li> </ul>	<ul style="list-style-type: none"> <li>• Rehabilitation, construction and spot improvement of roads</li> <li>• Construction of drains</li> </ul>
2.	Education	<ul style="list-style-type: none"> <li>• Poor school infrastructure, inadequate teachers and inadequate teacher accommodation</li> <li>• Poor standard of basic education</li> </ul>	<ul style="list-style-type: none"> <li>• Construction, rehabilitation of school infrastructure and teachers accommodation</li> </ul>
3.	Health	<ul style="list-style-type: none"> <li>• Poor health delivery services (inadequate health infrastructure and staffing)</li> </ul>	<ul style="list-style-type: none"> <li>• Construction and furnishing of health facilities</li> </ul>
4.	Water	<ul style="list-style-type: none"> <li>• Inadequate potable water</li> <li>• Pollution of rivers by grazing cattle</li> <li>•</li> </ul>	<ul style="list-style-type: none"> <li>• Provision of water facilities and rehabilitation of boreholes</li> </ul>
5.	Sanitation	<ul style="list-style-type: none"> <li>• Inadequate and dilapidated public toilets</li> <li>• Poor sanitation</li> <li>• Inadequate refuse skips, toilets and sanitation facilities</li> <li>•</li> </ul>	<ul style="list-style-type: none"> <li>• Provision of public toilets and rehabilitation of old ones</li> <li>• Provision of refuse containers</li> <li>• Conduct public education on hygiene and sanitation</li> </ul>
6.	Agriculture	<ul style="list-style-type: none"> <li>• Inadequate storage and ware houses</li> <li>• Farmers and traders unable to access loans and credit scheme</li> <li>• High cost of agro-inputs</li> <li>• Destruction of farmlands by the activities of Fulani</li> <li>•</li> </ul>	<ul style="list-style-type: none"> <li>• Construction of warehouses</li> <li>• Formation of CBO's and access to credit</li> <li>• Subsidized agro-inputs</li> <li>• Registration of Fulani herdsmen</li> </ul>
7.	Energy	<ul style="list-style-type: none"> <li>• Inadequate streetlights and low connection to the national electricity grid</li> </ul>	<ul style="list-style-type: none"> <li>• Provision of streetlights and maintenance of broken down ones</li> </ul>
8.	Environment	<ul style="list-style-type: none"> <li>• Exploitation of natural resources</li> <li>• Environmental degradation</li> </ul>	<ul style="list-style-type: none"> <li>• Implementation of bye-laws</li> <li>• Prosecution of environmental</li> </ul>

		•	offenders
9.	Economy	<ul style="list-style-type: none"> <li>• Poor market infrastructure</li> <li>• Undeveloped tourist sites</li> <li>• Low revenue generation</li> <li>• Inadequate skilled labour and entrepreneur development</li> <li>• Poor house and property addressing system</li> </ul>	<ul style="list-style-type: none"> <li>• Construction of markets</li> <li>• Development of tourist sites</li> <li>• Protection of revenue leakages</li> </ul>
10.	Security	<ul style="list-style-type: none"> <li>• Inadequate police posts</li> <li>• Robbery</li> </ul>	<ul style="list-style-type: none"> <li>• Provision of police posts and check points</li> </ul>

SOURCE: FDA, DPCU, 2017.

The relevant thematic areas of the district under the NMTDPF 2018-2021 based on the needs and aspirations of the communities above were:

- Economic Development
- Social Development
- Environment, Infrastructure and Human Settlements
- Governance, Corruption and Public Accountability

### 2.3. HARMONIZATION OF COMMUNITY NEEDS AND ASPIRATIONS WITH IDENTIFIED KEY DEVELOPMENT GAPS/PROBLEMS/ISSUES

The DPCU conducted Community Needs Assessment in all six (6) sub-district structures in the district. Each Urban/Town/Area Council presented participants from its electoral areas. The following were the issues from each U/T/C;

**Table 2.1: Prioritized Issues of Urban/Town and Area Councils**

No.	Name of Urban/Area/Town Council	Prioritized Issues
1	Ahomahomasu Area Council	Inadequate/Broken down boreholes
		Dilapidated KG
		Lack of Police station
2.	Feyiase Area Council	No connection to the national electricity grid
		Inadequate Classroom blocks
		Lack of boreholes
		Lack of CHPS Compound
		High transport fares
		High cost of agro/cocoa inputs
		Lack of public toilets
		Inadequate street lights
Lack of market structure and market days		
3.	Obooho Area Council	Inadequate school infrastructure
		Inability to access credit facilities
		Poor market structure/non- functioning of market
		Inadequate Boreholes



		Lack of communication network
4.	Begoro Urban Council	Poor academic performance of pupils
		Inadequate boreholes
		Inadequate Public Toilets
		Poor road network
5.	Dedeso Area Council	Inadequate toilet facilities in schools
		Health facility not stocked with drugs
		Lack of portable water
		Dilapidated public toilet facility
		Poor road network
		Lack of teacher's quarters
		Lack of teachers quarters
		Poor structure of CHPs compound
		High transport fares
		High cost of agro. inputs
		Low patronage of Bosuso market
		Poor school infrastructure
6.	Abourso Area Council	Poor road network
		Poor school infrastructure
		Lack of tractor services
		Lack of office accommodation Area Council
		Pollution of streams by Cattle

SOURCE: FDA, DPCU, 2017.

The needs assessments were further harmonized with the key development issues identified as follows.

**Table 2.2: Key for Scoring**

Definition	Score
Strong relationship	2
Weak relationship	1
No relationship	0

SOURCE: FDA, DPCU, 2017.

Linking the community needs and aspirations with the DMTDP (2014-2017) reveals that all the issues/ Problems/ gaps had low scores ranging from 0.2 to 1.2. This implies there is a weak harmony in the relationship. It is therefore recommended that these low scored harmonized identified problems/gaps should be given much attention in order to promote development of the district.

**Table 2:3: Harmonization of Community needs and aspirations with Identified Development Problems/Issues from review of Performance and Profiling from 2014-2017**

Identified key development gaps/problems/issues (from Performance and Profile)	Enhancing Competitiveness of Ghana's Private Sector					Accelerated Agricultural Modernisation and Sustainable Natural Resource Management							Infrastructure and Human Settlements					Human Dev't Productivity and Employment					Transparent and Accountable Governance					Average Score							
	Under- developed Tourist sites	High cost of transport which affects trade & productivity	Poor market structures	High transport costs	Natural Disasters (fire, flood)	Conversion of natural habitats to farmlands	Habitat/ land degradation	Depletion of forest resources: bush fires, chain	Irregular rainfall	Drying of rivers/water bodies	Inadequate potable water	Activities of illegal miners	Under developed markets	Inadequate storage facilities	Inadequate credit facilities and banking services	Inadequate drains within the built environment	Poor road infrastructure	Inadequate access to telecommunication	High transport cost	Inadequate supply of potable water	limited electricity extension	Disaster (Flood, Storm and Fire)	Poor sanitation	Poor educational infrastructure	Inadequate health infrastructure	High rate of HIV/AIDs	Maternal mortality		High dependency/Poverty	Weak sub-district structures	Poor revenue mobilization initiatives	Poor commitment in conducting M&E	Inadequate police posts	Activities of Fulani Herdsmen	Armed robbery
Construction and rehabilitation of schools	0	0	0	0	0	0	0	0	0	0	0	0	0	1	1	0	0	0	0	0	2	2	2	0	0	0	1	0	1	0	0	0	1	11/23=0.5	
Construction of teachers quarters	0	0	0	0	0	0	0	0	0	0	0	0	0	1	0	0	0	0	0	0	0	0	2	0	0	0	0	0	1	0	0	0	0	4/23=0.2	
Construction of Health facilities and furnishing	0	0	0	1	0	0	0	0	0	0	0	0	0	1	0	1	1	1	0	0	0	1	0	2	2	2	0	0	1	0	0	0	0	13/23=0.6	
Improvement in revenue generation	2	1	1	2	1	1	1	0	1	0	0	1	1	1	0	1	1	0	0	0	0	2	2	2	1	0	0	2	0	0	1	2	27/23=1.2		
Construction, rehabilitation and spot improvement of roads	0	2	0	1	2	0	0	1	0	0	1	0	0	0	1	2	0	0	0	0	0	0	1	0	0	2	0	0	1	0	0	0	2	16/23=0.7	
Improvement of drainage system	0	0	0	0	1	0	1	1	1	0	0	1	0	0	1	1	0	0	0	0	0	2	2	0	1	0	0	1	0	0	0	0	0	15/23=0.7	
Subsidized agro-inputs	0	1	1	1	0	0	0	0	0	0	0	1	1	1	0	1	0	1	0	0	0	0	0	0	0	0	1	0	1	0	0	0	0	10/23=0.4	
Construction of storage/ware houses	0	0	1	0	1	0	0	0	0	0	0	1	2	1	0	0	0	0	0	0	0	0	0	0	0	0	1	0	0	1	0	0	0	8/23=0.3	
lack/inadequate potable water	0	0	0	0	1	0	0	1	1	2	2	2	0	0	0	0	0	0	1	0	0	2	1	1	0	0	0	0	0	0	0	0	0	0	14/23=0.6
Farmers and traders unable to access loans and credit scheme	0	0	1	0	0	0	0	1	0	0	0	1	1	2	0	0	0	0	0	0	0	0	0	0	0	2	0	0	0	0	0	0	0	8/23=0.3	
Inadequate streetlights and lack of connection to the national electricity grid	0	0	0	0	0	0	0	0	0	0	0	0	0	0	0	0	0	0	0	0	2	0	1	0	0	0	0	0	1	1	0	0	2	7/23/0.3	
Exploitation of natural resources	0	0	0	0	1	1	1	2	0	0	0	2	0	0	0	0	0	0	0	0	0	2	0	0	0	0	0	0	0	0	0	1	0	0	10/23=0.4
undeveloped tourist facilities and sites	2	1	1	0	1	1	1	1	0	0	0	0	0	1	0	0	0	0	0	0	0	0	0	0	0	0	0	0	0	0	0	1	0	0	10/23=0.4
Inadequate refuse skips, toilets and sanitation facilities	0	0	0	0	1	0	0	0	1	0	0	0	0	0	0	0	0	0	0	0	0	2	0	0	0	0	0	0	0	0	0	0	0	0	4/23=0.2
Construction of market infrastructure	0	1	2	1	1	0	0	0	0	0	2	1	1	0	0	0	0	0	0	0	0	2	0	0	0	0	0	0	0	1	0	0	0	0	12/23=0.5
Construction of police posts	0	0	0	0	0	0	0	0	0	0	0	0	0	0	0	0	0	0	0	0	0	0	0	0	0	0	0	0	1	0	2	2	5/23=0.2		
Moral education for the youth	0	0	0	0	0	0	0	0	0	0	0	0	0	0	0	0	0	0	0	0	0	2	0	0	0	0	0	0	0	0	0	0	0	2	4/23=0.2

Control of the activities of Fulani	0	0	0	1	0	1	1	0	0	0	0	0	0	0	0	0	0	0	0	0	0	1	0	0	0	0	0	0	0	0	0	0	0	4/23=0.2
Construct and rehabilitate public toilets	0	0	0	0	0	0	0	0	0	0	0	0	0	0	0	0	0	0	0	0	0	2	0	0	0	0	0	2	0	1	0	0	0	5/23=0.2
Improve telecommunication network	0	1	0	1	0	0	0	0	0	0	0	0	0	0	0	2	0	0	1	0	0	0	0	0	0	0	0	0	0	0	0	2	7/23=0.3	
Public education on sanitation	0	0	0	0	1	0	0	0	0	0	0	1	0	0	0	1	0	0	0	0	2	0	0	0	0	0	0	0	1	0	0	0	6/23=0.3	
Construction of Durbar ground/community centre	0	0	0	0	0	0	0	0	0	0	0	0	0	0	0	0	0	0	0	0	0	0	0	0	0	0	0	0	1	0	0	0	1/23=0.04	

SOURCE: FDA, DPCU, 2017.



	<ul style="list-style-type: none"> <li>banking services</li> <li>• Lack of warehouses</li> <li>• Lack of irrigation scheme</li> <li>• Bad farming practices</li> <li>• Low technology</li> <li>• Lack of irrigation scheme</li> </ul>		
Infrastructure and Human Settlements	<ul style="list-style-type: none"> <li>• Poor road infrastructure</li> <li>• Poor drainage system</li> <li>• Inadequate access to telecommunication</li> <li>• Poor sanitation</li> <li>• Poor development</li> <li>• Lack of layouts</li> <li>• Inadequate potable water</li> <li>• Low electricity extension</li> <li>• Disasters (Storm, Flood and Fire)</li> <li>• Inadequate water supply</li> <li>• Inadequate public and household toilets</li> </ul>	<b>ENVIRONMENT, INFRASTRUCTURE AND HUMAN SETTLEMENTS</b>	
		<b>ENVIRONMENTAL POLLUTION</b>	Improper disposal of solid and liquid waste
		<b>DEFORESTATION, DESERTIFICATION AND SOIL EROSION</b>	High incidence of wildfires Inappropriate farming practices
		<b>CLIMATE VARIABILITY AND CHANGE</b>	Low institutional capacity to adapt to climate change and undertake mitigation actions Inadequate inclusion of gender and vulnerability issues in climate change Vulnerability to climate change
		<b>DISASTER MANAGEMENT</b>	Weak legal and policy frameworks for disaster prevention, preparedness and response
		<b>TRANSPORT INFRASTRUCTURE (ROAD, RAIL, WATER AND AIR)</b>	Poor quality and inadequate road transport network Rapid deterioration of roads
		<b>DRAINAGE AND FLOOD CONTROL</b>	Recurrent incidence of flooding Poor waste disposal practices Poor drainage system Poor landscaping
		<b>HUMAN SETTLEMENTS AND HOUSING</b>	Weak enforcement of planning and building regulations Inadequate spatial plans for regions and MMDAs Inadequate human and institutional capacities for land use planning

			Inadequate housing infrastructure services
Human Development, Productivity and Employment	<ul style="list-style-type: none"> <li>• Inadequate/poor educational infrastructure</li> <li>• Poor health delivery services (inadequate health infrastructure, inadequate staffing etc)</li> <li>• High rate of HIV/AIDs</li> <li>• Inadequate health facilities (Clinic, CHPS compound)</li> <li>• Maternal mortality</li> <li>• High dependency/poverty</li> <li>• Unemployment</li> <li>• Teenage pregnancies</li> <li>• Child labour</li> <li>• Limited LEAP and School feeding programme</li> </ul>	<b>SOCIAL DEVELOPMENT</b>	
		<b>EDUCATION AND TRAINING</b>	Poor quality of education at all levels Inadequate funding sources for education
		<b>HEALTH AND HEALTH SERVICES</b>	Gaps in physical access to quality healthcare Poor quality of healthcare services High HIV and AIDS stigmatisation and discrimination
		<b>FOOD AND NUTRITION SECURITY</b>	Prevalence of hunger in certain areas Infant and adult malnutrition
		<b>WATER AND ENVIRONMENTAL SANITATION</b>	Increasing demand for household water supply Inadequate maintenance of facilities High prevalence of open defecation Poor sanitation and waste management
		<b>POVERTY AND INEQUALITY</b>	High incidence of poverty
		<b>CHILD AND FAMILY WELFARE</b>	Limited coverage of social protection programmes targeting Children Inadequate care for the aged Gender disparities in access to economic opportunities Inadequate and limited coverage of social protection programmes for vulnerable groups
		<b>DISABILITY AND DEVELOPMENT</b>	Inadequate opportunities for persons with disabilities to contribute to society Exclusion and discrimination against PWDs in matters of national development
Transparent, Responsive and	<ul style="list-style-type: none"> <li>• Weak Popular Participation</li> </ul>	<b>GOVERNANCE, CORRUPTION AND PUBLIC ACCOUNTABILITY</b>	

Accountable Governance	<ul style="list-style-type: none"> <li>• Weak Sub-district structures</li> <li>• Weak commitment in conducting regular M&amp;E</li> <li>• Unpredictability of budget releases</li> <li>• Weak capacity to mobilise IGF</li> <li>• Citizens law compliance with their tax obligations</li> <li>• Poor/Non-revenue mobilisation initiatives/ innovations</li> <li>• Inadequate internally generated revenue</li> <li>• Inadequate accommodation for security personnel</li> <li>• Inadequate police posts</li> <li>• Illegal mining</li> <li>• Activities of Fulani herdsmen</li> <li>• Armed robbery</li> <li>• Weak expenditure control</li> </ul>	<p><b>LOCAL GOVERNMENT AND DECENTRALISATION</b></p>	<p>Weak implementation of administrative decentralisation  Ineffective sub-district structures  Weak ownership and accountability of leadership at the local level  Poor service delivery at the local level  Weak capacity of local governance practitioners  Inadequate exploitation of local opportunities for economic growth and job creation  Limited capacity and opportunities for revenue mobilization  Inadequacy of and delays in central government transfers</p>
		<p><b>PUBLIC POLICY MANAGEMENT</b></p>	<p>Ineffective M&amp;E of implementation of development policies and plans</p>
		<p><b>HUMAN SECURITY AND PUBLIC SAFETY</b></p>	<p>Inadequate and poor quality equipment and infrastructure</p>
		<p><b>PUBLIC INSTITUTIONAL REFORM</b></p>	<p>Inefficient public service delivery</p>
		<p><b>CIVIL SOCIETY, AND CIVIC ENGAGEMENT</b></p>	<p>Inadequate involvement of traditional authorities in national development</p>

SOURCE: FDA, DPCU, 2017.

**Table 2.5: ADOPTED DEVELOPMENT DIMENSIONS AND ISSUES OF SMTDP**

DMTDP DIMENSIONS 2018-2021	FOCUS AREA	ADOPTED ISSUES
ECONOMIC DEVELOPMENT	INDUSTRIAL TRANSFORMATION	Inadequate and unreliable electricity supply Limited supply of raw materials for local industries from local sources Distressed but viable industries Severe poverty and underdevelopment among peri-urban and rural communities Limited local participation in economic development
	PRIVATE SECTOR DEVELOPMENT	Inadequate access to affordable credit Limited access to credit for SMEs
	AGRICULTURE AND RURAL DEVELOPMENT	Poor marketing systems High cost of production input Inadequate development of and investment in processing and value addition Low application of technology especially among smallholder farmers leading to comparatively lower yields Low proportion of irrigated agriculture Seasonal variability in food supply and prices Erratic rainfall patterns Poor storage and transportation systems Inadequate agriculture infrastructure Limited application of science and technology
	TOURISM AND CREATIVE ARTS DEVELOPMENT	Poor tourism infrastructure and services
ENVIRONMENT, INFRASTRUCTURE AND HUMAN SETTLEMENTS	ENVIRONMENTAL POLLUTION	Improper disposal of solid and liquid waste
	DEFORESTATION, DESERTIFICATION AND SOIL EROSION	High incidence of wildfires Inappropriate farming practices
	CLIMATE VARIABILITY AND CHANGE	Low institutional capacity to adapt to climate change and undertake mitigation actions Inadequate inclusion of gender and vulnerability issues in climate change Vulnerability to climate change



	DISASTER MANAGEMENT	Weak legal and policy frameworks for disaster prevention, preparedness and response
	TRANSPORT INFRASTRUCTURE (ROAD, RAIL, AND AIR) WATER	Poor quality and inadequate road transport network Rapid deterioration of roads
	DRAINAGE AND FLOOD CONTROL	Recurrent incidence of flooding Poor waste disposal practices Poor drainage system Poor landscaping
	HUMAN SETTLEMENTS AND HOUSING	Weak enforcement of planning and building regulations Inadequate spatial plans for regions and MMDAs Inadequate human and institutional capacities for land use planning Inadequate housing infrastructure services
SOCIAL DEVELOPMENT	EDUCATION AND TRAINING	Poor quality of education at all levels Inadequate funding sources for education
	HEALTH AND HEALTH SERVICES	Gaps in physical access to quality healthcare Poor quality of healthcare services High HIV and AIDS stigmatisation and discrimination
	FOOD AND NUTRITION SECURITY	Prevalence of hunger in certain areas Infant and adult malnutrition
	WATER AND ENVIRONMENTAL SANITATION	Increasing demand for household water supply Inadequate maintenance of facilities High prevalence of open defecation Poor sanitation and waste management
	POVERTY AND INEQUALITY	High incidence of poverty

	CHILD AND FAMILY WELFARE	Limited coverage of social protection programmes targeting Children Inadequate care for the aged Gender disparities in access to economic opportunities Inadequate and limited coverage of social protection programmes for vulnerable groups
	DISABILITY AND DEVELOPMENT	Inadequate opportunities for persons with disabilities to contribute to society Exclusion and discrimination against PWDs in matters of national development
GOVERNANCE, CORRUPTION AND PUBLIC ACCOUNTABILITY	LOCAL GOVERNMENT AND DECENTRALISATION	Weak implementation of administrative decentralisation Ineffective sub-district structures Weak ownership and accountability of leadership at the local level Poor service delivery at the local level Weak capacity of local governance practitioners Inadequate exploitation of local opportunities for economic growth and job creation Limited capacity and opportunities for revenue mobilization Inadequacy of and delays in central government transfers
	PUBLIC POLICY MANAGEMENT	Ineffective M&E of implementation of development policies and plans
	HUMAN SECURITY AND PUBLIC SAFETY	Inadequate and poor quality equipment and infrastructure
	PUBLIC INSTITUTIONAL REFORM	Inefficient public service delivery
	CIVIL SOCIETY, AND CIVIC ENGAGEMENT	Inadequate involvement of traditional authorities in national development

SOURCE: FDA, DPCU, 2017.

## **2.4.0. PRIORITIZATION OF DEVELOPMENT ISSUES**

### **2.4.1. INTRODUCTION**

This section is based on the prioritized issues which were identified at the sub-structure level and at the DPCU meetings. The DPCU used the POCC, Impact and Sustainability Analysis in the prioritization process. Issues were prioritized based on its severity and the impact it had on a large segment of the population. It was also intended to bridge the equity gaps in development in the district.

### **2.5.0. APPLICATION OF POTENTIALS, OPPORTUNITIES, CONSTRAINTS AND CHALLENGES (POCC)**

Identified prioritized issues were further subjected to the analysis of the Potentials, Opportunities, Constraints and Challenges (POCC) with respect to each of the thematic areas of the MTDPF (2018-2021). This was done to facilitate the formulation of appropriate strategies. The district also considered other vital issues such as HIV/AIDS with its challenges affecting the contribution of the district's efforts to improve living conditions of the people. The table below depicts the Potentials, Opportunities, Constraints and Challenges of the issues identified under the various thematic areas of the NMTDPF (2018-2021).

**Table 2.7: Application of POCC**

**Economic Development**

<b>Adopted Issue to be addressed</b>	<b>Potentials (from Baseline situation etc)</b>	<b>Opportunities</b>	<b>Constraints</b>	<b>Challenges</b>
<ul style="list-style-type: none"> <li>Limited local participation in economic development</li> </ul>	<ul style="list-style-type: none"> <li>-Availability of skilled and unskilled labour</li> <li>-Presence of the Business Advisory Centre (B.A.C.)</li> <li>▪ Availability of Vocational Institute (TVET)</li> <li>▪ Availability of SMEs in the district</li> <li>▪ Availability of raw materials</li> </ul>	<ul style="list-style-type: none"> <li>-Availability of banking institutions in the district</li> <li>-Availability of favourable government policies such as: One-district-One-factory policy, DCACT, Planting for food and jobs initiative etc.</li> <li>-Availability of source of funding such as: One-Constituency-One million dollars policy, DACF, DDF, IGF etc.</li> </ul>	<ul style="list-style-type: none"> <li>- High requirements in access to credit facilities</li> <li>- Low entrepreneurial skills</li> <li>- Inadequate logistics for training institutions</li> <li>- Delay in central government releases</li> </ul>	<ul style="list-style-type: none"> <li>- Inadequate direct government support</li> <li>-Inadequate donor support</li> <li>-Inadequate vocational training institutions</li> </ul>

Conclusion: Limited local participation in economic development can be positively addressed since significant potentials and opportunities exist. The Constraint can be addressed through developing synergies in designing the programme. Challenges can be managed through dialogue with development partners regarding funding and technical support for skills and entrepreneurial development and by negotiating for an increase in government support.

<b>Adopted Issue to be addressed</b>	<b>Potentials (from Baseline situation etc)</b>	<b>Opportunities</b>	<b>Constraints</b>	<b>Challenges</b>
<ul style="list-style-type: none"> <li>Poor tourism infrastructure and Service</li> <li>Low skills development</li> <li>Unreliable utilities</li> </ul>	<ul style="list-style-type: none"> <li>-Availability of potential tourist sites</li> <li>- Availability of Technical expertise in skills development in the district</li> <li>- Existence of utility service providers in the district</li> </ul>	<ul style="list-style-type: none"> <li>- Favourable government policies on tourism</li> <li>- Existence of Ghana Tourism Authority in the region</li> <li>- Existence of the office of the National Commission on Culture</li> <li>- Availability of cheap source of labour in the district</li> </ul>	<ul style="list-style-type: none"> <li>-Limited funds</li> <li>-Poor road network linking tourist sites</li> <li>-Inadequate hospitality services</li> </ul>	<ul style="list-style-type: none"> <li>-Lack of public private partnership in development of tourist sites</li> <li>-Low direct government /donor support</li> <li>-Limited electricity coverage in the district</li> </ul>

Conclusion: Poor tourism infrastructure and Service, Low skills development and Unreliable utilities can be improved through the positive potentials and opportunities present in the District. Constraints and challenges can be reduced by improving road network to tourist sites, facilitating establishment of hospitality services, public private partnerships and negotiating for increase in both direct government and donor support towards tourism development in the district.

<b>Adopted Issue to be addressed</b>	<b>Potentials (From Baseline situation etc.)</b>	<b>Opportunities</b>	<b>Constraints</b>	<b>Challenges</b>
Limited access to credit by SMEs	<ul style="list-style-type: none"> <li>-Availability of financial institutions in the district</li> <li>-Presence of the Business Advisory Centre (B.A.C.)</li> <li>-Availability of SME groups in the district</li> </ul>	<ul style="list-style-type: none"> <li>--Availability of vibrant market in the district</li> <li>--Availability of source of funding such as: One-Constituency-One million policy, DACF, DDF, IGF etc.</li> </ul>	<ul style="list-style-type: none"> <li>- Inadequate credit facilities</li> <li>- Low entrepreneurial skills</li> <li>- Inadequate logistics</li> <li>- Limited donor funds</li> </ul>	<ul style="list-style-type: none"> <li>- -Inadequate direct government support</li> <li>--Inadequate donor support</li> </ul>
<p>Conclusion: Limited access to credit by SMEs can be addressed since significant potentials and opportunities exist. The Constraint can be addressed through developing synergies in designing tourism programme. Challenges can be managed through dialogue with development partners regarding funding and technical support for skills and entrepreneurial development and by negotiating for an increase in government support.</p>				

<b>Adopted Issue to be addressed</b>	<b>Potentials (From Baseline situation etc.)</b>	<b>Opportunities</b>	<b>Constraints</b>	<b>Challenges</b>
<ul style="list-style-type: none"> <li>• Poor marketing systems</li> <li>• High cost of production inputs</li> <li>• Inadequate development of and investment in processing and value addition</li> <li>• Erratic rainfall patterns</li> <li>• Poor storage and transportation systems</li> </ul>	<ul style="list-style-type: none"> <li>- Availability of markets in the district</li> <li>-Presence of the Business Advisory Centre (B.A.C.)</li> <li>▪ Availability of Vocational Institute (TVET)</li> <li>▪ Favourable weather condition</li> <li>▪ Availability of land</li> <li>▪ Availability of feeder roads department</li> </ul>	<ul style="list-style-type: none"> <li>- Availability of source of funding such as: One-Constituency-One million policy, DACF, DDF, IGF etc</li> <li>- Availability of favourable government policies such as: One-district-One-factory policy, DCACT, Planting for food and jobs initiative etc.</li> </ul>	<ul style="list-style-type: none"> <li>- Inadequate credit facilities</li> <li>- Low entrepreneurial skills</li> <li>- Inadequate logistics</li> <li>- Limited donor funds</li> <li>-poor road network</li> <li>-poor market infrastructure</li> </ul>	<ul style="list-style-type: none"> <li>- -Inadequate direct government support</li> <li>-Inadequate donor support</li> </ul>
<ul style="list-style-type: none"> <li>• Conclusion: Poor marketing systems High cost of production inputs can be positively addressed since significant potentials and opportunities exist. The Constraint and Challenges can be managed through dialogue with development partners regarding funding and technical support for skills and entrepreneurial development and by negotiating for an increase in government support.</li> </ul>				

## SOCIAL DEVELOPMENT

Adopted Issue to be addressed	Potentials (From Baseline situation etc.)	Opportunities	Constraints	Challenges
<ul style="list-style-type: none"> <li>Poor quality of education at all levels</li> </ul>	<ul style="list-style-type: none"> <li>Adequate land for construction of educational infrastructure.</li> <li>Availability of GES office.</li> <li>High interest in pre-school education</li> <li>Availability of trained teachers</li> <li>Availability of Educational infrastructure</li> <li>Availability of Social Services sub-committee</li> </ul>	<ul style="list-style-type: none"> <li>Availability of source of funding (DDF, DACF, GETFUND etc.)</li> <li>Governments programme to phase out schools under trees.</li> <li>Favorable government policies such as; GSFP, FCUBE, Free SHS, Capitation grant, one constituency one million dollars.</li> </ul>	<ul style="list-style-type: none"> <li>-Sparsely distribution of population.</li> <li>-Inadequate Internally Generated Fund</li> <li>-Lack of maintenance culture in the district</li> <li>-Inadequate trained teachers</li> <li>- Inadequate educational infrastructure</li> <li>- Inadequate logistics for teaching and learning</li> </ul>	<ul style="list-style-type: none"> <li>- Low level of economic activities</li> <li>-high rate of poverty</li> <li>-Devastation of structures by Natural disasters</li> <li>- Inadequate transfers from government and other sources.</li> <li>-Poor road network linking communities.</li> <li>- Delay in the release of funds.</li> </ul>
<p>Conclusion: Poor quality of Education at all levels can be improved through the positive potentials and opportunities present in the District. Constraints and challenges can be reduced by improving the road network and internally generated fund. Poor School Structures can be reduced through the positive potentials and opportunities present in the district. Constraints and challenges can be mitigated by improving maintenance culture and negotiating for increase in funds from government</p>				

Adopted Issue to be addressed	Potentials (from Baseline situation etc)	Opportunities	Constraints	Challenges
<ul style="list-style-type: none"> <li>Gaps in physical access to quality health care</li> <li>Poor quality of healthcare services</li> <li>Strengthen National Health Insurance Scheme (NHIS)</li> <li>Lack of comprehensive knowledge of HIV and AIDS/STIs, especially among the vulnerable groups</li> <li>High incidence of HIV and AIDS among young persons</li> <li>Increasing morbidity, mortality and disability due to</li> </ul>	<ul style="list-style-type: none"> <li>-Existence of District Health Hospital</li> <li>- Availability of nurses</li> <li>- Availability of health centers</li> <li>-Existence of National Health Insurance Scheme</li> <li>- Commitment to HIV/AIDS awareness creation</li> </ul>	<ul style="list-style-type: none"> <li>-Government support for health delivery</li> <li>-Availability of donor support</li> <li>- Availability of AHMED</li> <li>- Availability of VCT center's</li> <li>- Availability of Anti-retroviral drugs</li> <li>- Availability of Ghana Aids</li> </ul>	<ul style="list-style-type: none"> <li>-Poor accessibility to health facilities</li> <li>-Culture of self-medication</li> <li>-Inadequate health facilities</li> <li>-Inadequate health personnels</li> <li>- Poor road network</li> <li>- Immorality among the youth</li> <li>- Availability of seasonal</li> </ul>	<ul style="list-style-type: none"> <li>-High level of brain drain among health workers</li> <li>-Inadequate funds from government</li> <li>-inadequate supply of drugs to health facilities</li> <li>- Inadequate internally generated fund at the health facilities.</li> </ul>

communicable, non-communicable and emerging diseases	- Availability of District AIDS committee and Desk officer - Allocation of funds for HIV/AIDS programmes	Commission	migrants - Limited awareness creation - Inadequate logistics	
<p>Conclusion: Poor quality healthcare services in the District can be improved through the positive potentials and opportunities present in the district. Constraints and challenges can be reduced by improving and increasing access to health centers, discouraging self-medication and enhancing the operation of traditional healers.</p> <p>The issue of High HIV/AIDS and stigmatization can be addressed through the positive potentials and opportunities that exist in the district. Constraints and challenges can be reduced by continuous sensitization programmes and support by government and Ghana Aids Commission.</p>				

<b>Adopted Issue to be addressed</b>	<b>Potentials (from Baseline situation etc)</b>	<b>Opportunities</b>	<b>Constraints</b>	<b>Challenges</b>
<ul style="list-style-type: none"> <li>• Prevalence of hunger in certain areas</li> <li>• Household food insecurity</li> </ul>	<ul style="list-style-type: none"> <li>- Vast stretch of arable land for agriculture.</li> <li>- Availability of labour.</li> <li>-Availability of financial institutions</li> <li>- Existence of extension officers.</li> <li>-Availability of MOFA Office</li> <li>- Availability of source of funding such as : GOG, DACF, DDF and IGF</li> </ul>	<ul style="list-style-type: none"> <li>-favourable climatic condition.</li> <li>- Availability of favourable government policies such as: planting of food and Jobs, DCACT, one district one factory, one constituency one million dollars, fertilizer subsidy programme</li> <li>- Availability of Markets</li> </ul>	<ul style="list-style-type: none"> <li>-Bad farming practices</li> <li>- inadequate farm inputs</li> <li>- post harvest loss</li> <li>- leaching of soil</li> <li>- lack of storage facilities</li> <li>- poor state of markets in the district</li> <li>-</li> </ul>	<ul style="list-style-type: none"> <li>-Irregular rainfall pattern</li> <li>- Difficulty in accessing loans by farmers from financial institutions.</li> <li>- Delay in the release of government support</li> </ul>
<p>Conclusion: The issue of prevalence of hunger and household food insecurity can be addressed through the positive potentials and opportunities that exist in the district. Constraints and challenges can be reduced by government support programmes to spearhead Agriculture.</p>				

Adopted Issue to be addressed	Potentials (from Baseline situation etc)	Opportunities	Constraints	Challenges
<ul style="list-style-type: none"> <li>• Growing incidence of child arriage, teenage pregnancy and accompanying school drop-out rates</li> <li>• High youth unemployment</li> </ul>	<ul style="list-style-type: none"> <li>-Existence of Social development office in the district</li> <li>- Availability of schools</li> <li>- availability of District court</li> <li>- Existence of Youth Employment Agency</li> <li>- Availability of arable land for agriculture.</li> </ul>	<ul style="list-style-type: none"> <li>▪ Favorable government policies such as; GSFP, FCUBE, Free SHS, Capitation grant, one constituency one million dollars, one district one factory.</li> <li>▪ Presence of NGOs, CBOs in the district</li> </ul>	<ul style="list-style-type: none"> <li>- Low level of economic activities</li> <li>-High rate of poverty</li> <li>-Poor parental care</li> <li>-High rate of illiteracy</li> <li>- High rate of school drop out</li> </ul>	<ul style="list-style-type: none"> <li>-Influence of social media on the youth.</li> <li>-Insufficient government policies</li> <li>- Delay in the release of funds from central government.</li> </ul>
<p>Conclusion: The issue of growing incidence of child marriage, teenage pregnancy and high youth unemployment can be addressed through the positive potentials and opportunities that exist in the district. Constraints and challenges can be reduced by Proper parental care and sufficient government policies and programmes.</p>				

Adopted Issue to be addressed	Potentials (from Baseline situation etc)	Opportunities	Constraints	Challenges
<ul style="list-style-type: none"> <li>• Limited coverage of social protection programmes targeting children</li> <li>• Low awareness of child protection laws and policies</li> </ul>	<ul style="list-style-type: none"> <li>Availability of social development department</li> <li>Availability of DOWVSU Unit</li> </ul>	<ul style="list-style-type: none"> <li>-Donors</li> <li>-NGOs in women and child protection</li> <li>-Favourable government laws on social and child protection</li> </ul>	<ul style="list-style-type: none"> <li>-Inadequate funds of social development department.</li> <li>-Inadequate logistics and tools</li> </ul>	<ul style="list-style-type: none"> <li>-Inadequate funding from Central Government</li> <li>-</li> </ul>
<p>Conclusion: Limited coverage of social protection programmes targeting children and low awareness of child protection laws and policies can be improved through the positive potentials and opportunities present in the district. Constraints and challenges can be mitigated by more funds from government.</p>				



<b>Adopted Issue to be addressed</b>	<b>Potentials (from Baseline situation etc)</b>	<b>Opportunities</b>	<b>Constraints</b>	<b>Challenges</b>
<ul style="list-style-type: none"> <li>Rising inequality among socio-economic groups and between geographical areas</li> </ul>	<ul style="list-style-type: none"> <li>Availability of social infrastructure such as ; schools, hospitals, electricity, telecommunication etc</li> <li>Availability of arable land</li> </ul>	<ul style="list-style-type: none"> <li>-NGOs</li> <li>- Favorable government policies such as; GSFP, FCUBE, Free SHS, Capitation grant, one constituency one million dollars, one district one factory.</li> <li>-Availability of source of funding such; DDF, DACF, IGF, one constituency one million dollars.</li> </ul>	<ul style="list-style-type: none"> <li>-High Poverty level of households</li> <li>-High rate of illiteracy</li> <li>- High rate of unskilled labour</li> <li>- inadequate social infrastructure</li> </ul>	<ul style="list-style-type: none"> <li>-Inadequate funding</li> <li>- Delay of funds from central government</li> <li>- political instability</li> </ul>
<p>Conclusion: Rising inequality among socio-economic groups and between geographical areas can be improved through the positive potentials and opportunities present in the district. Constraints and challenges can be addressed by adequately and timely release of funds.</p>				

<b>Adopted Issue to be addressed</b>	<b>Potentials (from Baseline situation etc)</b>	<b>Opportunities</b>	<b>Constraints</b>	<b>Challenges</b>
<ul style="list-style-type: none"> <li>Inadequate and limited coverage of social protection programmes for vulnerable groups</li> </ul>	<ul style="list-style-type: none"> <li>- Availability of social development department</li> <li>-Availability of DOWVSU Unit</li> </ul>	<ul style="list-style-type: none"> <li>-Donors</li> <li>-NGOs in women and child protection</li> <li>-Favourable government laws on social and child protection</li> </ul>	<ul style="list-style-type: none"> <li>--Inadequate funds of social development department.</li> <li>-Inadequate logistics and tools</li> </ul>	<ul style="list-style-type: none"> <li>-Inadequate and untimely funding from Central Government</li> </ul>
<ul style="list-style-type: none"> <li>Conclusion: Inadequate and limited coverage of social protection programmes for vulnerable groups can be improved through the positive potentials and opportunities present in the district. Constraints and challenges can be mitigated by more funds from government.</li> </ul>				

<b>Adopted Issue to be addressed</b>	<b>Potentials (from Baseline situation etc)</b>	<b>Opportunities</b>	<b>Constraints</b>	<b>Challenges</b>
Inadequate opportunities for persons with disabilities to contribute to society	-- Availability of social development department -Availability of source of funding for disability programmes	Favourable government policies for persons with disability such as LEAP, one district one factory, Free SHS. -Availability of NGOs - Social Protection Programmes	Inadequate funds -inadequate logistics for social development unit -cultural belief systems -lack of education for persons with disability	Inadequate funds from central government Delay in the release of funds Inadequate of specialized institutions for persons with disability
Conclusion: Inadequate opportunities for persons with disabilities to contribute to society can be curbed through the positive potentials and opportunities present in the district. Constraints and challenges can be mitigated by increasing specialize institutions, release of adequate funds from central government.				

<b>Adopted Issue to be addressed</b>	<b>Potentials (from Baseline situation etc)</b>	<b>Opportunities</b>	<b>Constraints</b>	<b>Challenges</b>
High levels of unemployment and under-employment amongst the youth	-Availability of YEA -Availability of arable land for agriculture. -Availability of Labour	▪ Favorable government policies such as; one constituency one million dollars, one district one factory.	-Poverty pockets in the district	-Poverty -Inadequate funds
Conclusion: Malnutrition can be addressed through the positive potentials and opportunities present in the district. Constraints and challenges can be mitigated by job creation and sensitization programmes.				

Adopted Issue to be addressed	Potentials (from Baseline situation etc)	Opportunities	Constraints	Challenges
Limited community level sports and recreational activities	<ul style="list-style-type: none"> <li>▪ Availability carving activities in the district</li> <li>▪ Availability of forest, mountains, rivers, waterfalls, rocks etc.</li> <li>▪ Availability of National art and culture office</li> </ul>	<ul style="list-style-type: none"> <li>- Existence of exhibition programmes</li> <li>- ministry of youth and sports support</li> <li>- Availability of source of funding such as : one constituency one million dollars</li> </ul>	<ul style="list-style-type: none"> <li>- Inadequate logistics</li> <li>--inadequate adventures places</li> <li>-poor road network</li> <li>-- inadequate funds</li> <li>--- under development of some recreational sites</li> </ul>	<ul style="list-style-type: none"> <li>- Inadequate and untimely release of funds</li> <li>-</li> </ul>
<p>Conclusion: Limited community level sports and recreational activities can be addressed by taking advantage of the positive potentials and opportunities present in the district. Constraints and challenges can be mitigated by developing the roads and making funds available.</p>				

#### ENVIRONMENT, INFRASTRUCTURE AND HUMAN SETTLEMENTS

Adopted Issue to be addressed	Potentials (from Baseline situation etc)	Opportunities	Constraints	Challenges
<ul style="list-style-type: none"> <li>• Low economic capacity to adapt to climate change</li> <li>• Low institutional capacity to adapt to climate change and undertake mitigation actions</li> <li>• Vulnerability and variability to climate change</li> <li>• Loss of trees and vegetative cover</li> <li>• Degraded landscapes</li> </ul>	<ul style="list-style-type: none"> <li>-Availability of forestry division in the district</li> <li>-Availability of security services</li> <li>- Good temperate region</li> <li>- Good vegetative cover in the district</li> <li>- Existence of MOFA in the district.</li> </ul>	<ul style="list-style-type: none"> <li>- Favourable government forestry policy</li> <li>-</li> </ul>	<ul style="list-style-type: none"> <li>- Inadequate awareness creation</li> <li>- Bad farming practices</li> <li>--inadequate logistics</li> <li>-- Poor attitude of citizens</li> <li>-Overgrazing by animals</li> </ul>	<ul style="list-style-type: none"> <li>- Inadequate funds</li> </ul>
<ul style="list-style-type: none"> <li>• Conclusion: Loss of trees and vegetative cover can be addressed by taking advantage of the positive potentials and opportunities present in the district. Constraints and challenges can be mitigated by massive awareness creation and making funds available.</li> </ul>				

<b>Adopted Issue to be addressed</b>	<b>Potentials (from Baseline situation etc.)</b>	<b>Opportunities</b>	<b>Constraints</b>	<b>Challenges</b>
<ul style="list-style-type: none"> <li>• Improper disposal of solid and liquid waste</li> <li>• Incidence of acute respiratory illness caused by air pollution</li> <li>• Ineffective enforcement of noise regulations also continues to be a problem</li> </ul>	<ul style="list-style-type: none"> <li>▪ Availability of Zoom lion Com. Ltd</li> <li>▪ Availability of waste disposal sites</li> <li>▪ Availability of EPA</li> <li>▪ Availability of skip containers</li> <li>Availability of Cesspool emptier</li> </ul>	<ul style="list-style-type: none"> <li>▪ CWSA</li> <li>▪ Donors</li> <li>▪ NGOs on Sanitation</li> <li>-Availability of source of funding such as : one constituency one million dollars</li> </ul>	<ul style="list-style-type: none"> <li>▪ Inadequate training for environmental health officers</li> <li>▪ Poor maintenance culture</li> <li>▪ Poor implantation of sanitation bye-laws</li> </ul>	<ul style="list-style-type: none"> <li>▪ poor enforcement of environmental laws by EPA</li> <li>▪ Limited community appreciation of sanitation issues</li> <li>▪ Limited funding for sanitation programmes</li> <li>▪ Poor attitude towards proper sanitation</li> </ul>
<ul style="list-style-type: none"> <li>• Conclusion: Improper disposal of solid and liquid waste can be improved through the positive potentials and opportunities present in the district. Constraints and challenges can be reduced by effective implementation of sanitation bye-laws, and adequate funding for sanitation programmes.</li> </ul>				

<b>Adopted Issue to be addressed</b>	<b>Potentials (from Baseline situation etc)</b>	<b>Opportunities</b>	<b>Constraints</b>	<b>Challenges</b>
<ul style="list-style-type: none"> <li>• Environmental degradation</li> <li>• Upsurge in illegal mining, otherwise known as “galamsey”</li> <li>• Destruction of forests and farmlands,</li> <li>• Pollution of water bodies</li> <li>Weak enforcement of the relevant environmental and mining laws and regulations</li> </ul>	<ul style="list-style-type: none"> <li>-Availability of mining companies</li> <li>- Availability of security services</li> <li>- Availability of forestry division</li> <li>-Existence of WATSAN</li> <li>-Availability of rivers and streams</li> </ul>	<ul style="list-style-type: none"> <li>- Favourable government mining policy</li> <li>- Favourable government forestry policy</li> <li>-Availability of source of funding such as : one constituency one million dollars</li> </ul>	<ul style="list-style-type: none"> <li>-illegal mining activities</li> <li>-weak enforcement of mining laws</li> <li>- Bad farming practices</li> <li>- Less interest of youth in agriculture as compared to mining</li> </ul>	<ul style="list-style-type: none"> <li>-poor enforcement of environmental laws by EPA</li> <li>- Untimely and inadequate release of funds from central government</li> <li>- High poverty rate in the district</li> </ul>
<p>Conclusion: Upsurge in illegal mining can be improved through the positive potentials and opportunities present in the district. Constraints and challenges can be reduced by checking activities of illegal mining, enforcement of mining laws and sensitization for the youth on the negative effects of illegal mining.</p>				

<b>Adopted Issue to be addressed</b>	<b>Potentials (from Baseline situation etc.)</b>	<b>Opportunities</b>	<b>Constraints</b>	<b>Challenges</b>
<ul style="list-style-type: none"> <li>Loss of forest cover</li> <li>Illegal farming and harvesting of plantation timber Forest fires.</li> </ul>	<ul style="list-style-type: none"> <li>- Good vegetative cover in the district</li> <li>- Good temperate region</li> <li>- Availability of forestry division</li> </ul>	<ul style="list-style-type: none"> <li>- Presence of well equip fire service station in the district</li> <li>-Favourable government forestry policy</li> </ul>	<ul style="list-style-type: none"> <li>- Bush burning by citizens</li> <li>- Overgrazing by animals</li> <li>- Bad farming practices</li> <li>- Poor attitude of citizens</li> </ul>	-
<ul style="list-style-type: none"> <li>Conclusion: Loss of forest cover and Illegal farming and harvesting of plantation timber Forest fires can be addressed through the positive potentials and opportunities present in the district. Constraints and challenges can be mitigated by sensitization programmes and making funds available.</li> </ul>				
<b>Adopted Issue to be addressed</b>	<b>Potentials (from Baseline situation etc.)</b>	<b>Opportunities</b>	<b>Constraints</b>	<b>Challenges</b>
<ul style="list-style-type: none"> <li>Low broadband wireless access</li> <li>Poor quality ICT Services</li> </ul>	<ul style="list-style-type: none"> <li>▪ Availability of Telecommunication networks</li> <li>▪ Availability of electricity</li> <li>▪ Availability of potential customers (institutions)</li> <li>▪ Availability of labour force</li> </ul>	<ul style="list-style-type: none"> <li>--favourable government policies on communication</li> <li>-- availability of donor partners</li> <li>--Availability of source of funding for ICT programmes such: one constituency one million dollars.</li> </ul>	<ul style="list-style-type: none"> <li>■ Limited communication network coverage in the district</li> <li>■ Low level of technical know-how in the district</li> <li>■ Inadequate funds</li> </ul>	--
<p>Conclusion: Loss of forest cover and Illegal farming and harvesting of plantation timber Forest fires can be addressed through the positive potentials and opportunities present in the district. Constraints and challenges can be mitigated by sensitization programmes and making funds available.</p>				
<b>Adopted Issue to be addressed</b>	<b>Potentials (from Baseline situation etc)</b>	<b>Opportunities</b>	<b>Constraints</b>	<b>Challenges</b>
<ol style="list-style-type: none"> <li>Inadequate and obsolete electricity grid network</li> <li>Difficulty in the extension of grid electricity to remote rural and isolated communities</li> </ol>	<ul style="list-style-type: none"> <li>▪ Availability of ECG office</li> <li>▪ Availability of skilled and unskilled labour</li> <li>▪ Existence of roads</li> <li>▪ Availability of tick tress</li> </ul>	<ul style="list-style-type: none"> <li>-Availability of favourable government flagship policies</li> <li>▪ - Availability of technical expertise</li> <li>▪ Availability of rural electrification programme</li> </ul>	<ul style="list-style-type: none"> <li>- poor road network</li> <li>-inadequate funds</li> <li>- sparsely nature of communities</li> <li>-high rate of poverty in the district</li> <li>- Inadequate logistics</li> </ul>	<ul style="list-style-type: none"> <li>-inadequate technical expertise</li> <li>- Untimely and inadequate release of funds from central government.</li> <li>-</li> </ul>

<p>Conclusion: Difficulty in the extension of grid electricity to remote rural and isolated communities can be improved through the positive potentials and opportunities present in the district. Constraints and challenges can be reduced by adequate and timely release of funds and improving upon the road networks.</p>			

Adopted Issue to be addressed	Potentials (from Baseline situation etc)	Opportunities	Constraints	Challenges
<ul style="list-style-type: none"> <li>• Incidence of wildfire</li> <li>• Inappropriate farming practices</li> <li>• Indiscriminate use of weedicides</li> <li>• Over exploitation and inefficient use of forest resources</li> </ul>	<ul style="list-style-type: none"> <li>▪ Availability of forestry division</li> <li>▪ Availability of security services</li> <li>▪ Availability of MOFA in the district</li> <li>▪ Availability of fertile land in the district</li> </ul>	<ul style="list-style-type: none"> <li>▪ Favourable government forestry policy</li> <li>▪ Favourable government policies such as ; Planting for food and jobs, one district one factory etc.</li> <li>▪ Availability of agriculture extension officers</li> </ul>	<ul style="list-style-type: none"> <li>-high illiteracy rate</li> <li>-inadequate technological know how</li> <li>-high poverty rate</li> <li>- inadequate sensitization of farmers on good farming practices</li> <li>-Inadequate logistics for Agric Extension personnel</li> <li>-Inadequate funds</li> </ul>	<ul style="list-style-type: none"> <li>-inadequate for MOFA for sensitization programmes</li> <li>-poor enforcement of environmental laws by forestry division</li> <li>-High rate of poverty in the district</li> <li>-Lack of education for farmers</li> </ul>
<ul style="list-style-type: none"> <li>• Conclusion: Inappropriate farming practices can be improved through the positive potentials and opportunities present in the district. Constraints and challenges can be reduced by increasing education on good farming practices to farmers and making logistics and other tools available to Agric Extension Officers in the district.</li> </ul>				

Adopted Issue to be addressed	Potentials (From Baseline situation etc.)	Opportunities	Constraints	Challenges
Weak legal and policy frameworks for disaster prevention, preparedness and response.	<ul style="list-style-type: none"> <li>Existence of NADMO and Fire service</li> <li>- Availability of bye-laws</li> </ul>	<ul style="list-style-type: none"> <li>- Existence of meteorological services</li> </ul>	<ul style="list-style-type: none"> <li>-Inadequate logistics</li> <li>-Inadequate funds</li> <li>- Lack of sophisticated meteorological equipment</li> </ul>	<ul style="list-style-type: none"> <li>-poor road network</li> <li>-delay of funds</li> <li>- difficulty in accessing meteorological service</li> </ul>
<p>Conclusion: Weak legal and policy frameworks for disaster prevention, preparedness and response can be improved through the positive potentials and opportunities present in the district. Constraints and challenges can be reduced by making adequate logistics and improving the road network.</p>				

Adopted Issue to be addressed	Potentials (from Baseline situation etc.)	Opportunities	Constraints	Challenges
<ul style="list-style-type: none"> <li>• Scattered and unplanned human settlements</li> <li>• Weak enforcement of planning and building regulations</li> </ul>	<ul style="list-style-type: none"> <li>-- Availability of technical expertise</li> <li>-- Availability of Physical Planning dept.</li> </ul>	<ul style="list-style-type: none"> <li>-Availability of technical experts</li> <li>- Good government flagship policies such as; National digital property addressing system.</li> </ul>	<ul style="list-style-type: none"> <li>Inadequate logistics for use by Technical personnel</li> <li>-Lack of citizens compliance with approved standards</li> </ul>	<ul style="list-style-type: none"> <li>-inadequate funds</li> <li>-delay in the release of funds from central government.</li> </ul>
<p>Conclusion: Weak enforcement of planning and building regulations can be improved through the positive potentials and opportunities present in the district. Constraints and challenges can be minimize by making providing adequate logistics to technical personnel's to foster building regulations in the district.</p>				

Adopted Issue to be addressed	Potentials (from Baseline situation etc)	Opportunities	Constraints	Challenges
Poor quality and inadequate road transport network	<ul style="list-style-type: none"> <li>▪ Availability of feeder roads Dept.</li> <li>▪ Availability of existing roads</li> <li>▪ Availability of labour</li> </ul>	<ul style="list-style-type: none"> <li>--Availability of source of funding such; DDF, DACF, IGF, one constituency one million dollars.</li> </ul>	<ul style="list-style-type: none"> <li>-- Inadequate funds</li> <li>--high rate of poverty in the district</li> </ul>	<ul style="list-style-type: none"> <li>-- political instability</li> <li>--inadequate and delay of funds from central government</li> </ul>
<p>Conclusion: Poor quality and inadequate road transport network can be improved through the positive potentials and opportunities present in the district. Constraints and challenges can be solve by making funds available.</p>				

Adopted Issue to be addressed	Potentials (From Baseline situation etc.)	Opportunities	Constraints	Challenges
<ul style="list-style-type: none"> <li>• Recurrent incidence of flooding</li> <li>• Poor waste disposal practices</li> <li>• Poor drainage system</li> <li>• Silting and choking of drains</li> <li>• Uncovered drains</li> <li>• Poor landscaping</li> </ul>	<ul style="list-style-type: none"> <li>▪ Availability of technical expertise</li> <li>▪ Presence of NADMO office in the district</li> <li>▪ Availability of waste disposal sites</li> <li>▪ Availability of skip containers</li> <li>▪ Availability of Cesspool emptier</li> </ul>	<ul style="list-style-type: none"> <li>▪ Donors</li> <li>▪ NGOs on Sanitation</li> <li>▪ Availability of source of funding such as : one constituency one million dollars</li> <li>▪ Well established policy on development of physical structures.</li> </ul>	<p>Inadequate logistics for field officers</p> <p>Inadequate drains in the cities</p> <p>Inadequate funds to construct drains and gutters</p> <p>Lack of proper layout for the district</p> <p>Indiscriminate disposal of refuse in the cities</p> <p>Disobedience to rules and regulation by citizens</p>	<ul style="list-style-type: none"> <li>▪ Limited funding for sanitation programmes</li> <li>▪ poor enforcement of environmental laws</li> <li>▪ inadequate sensitization</li> </ul>
<ul style="list-style-type: none"> <li>• Conclusion: Poor waste disposal practices and recurrent incidence of flooding can be improved through the positive potentials and opportunities present in the district. Constraints and challenges can be solve through sensitization and prosecution of offenders of the law in the district.</li> </ul>				



## GOVERNANCE, CORRUPTION AND PUBLIC ACCOUNTABILITY

Adopted Issue to be addressed	Potentials (from Baseline situation etc)	Opportunities	Constraints	Challenges
Weak spatial planning capacity at the local level	<ul style="list-style-type: none"> <li>▪ Presence of Town and Country Planning office in the district</li> </ul>	Availability of technical expertise	Inadequate logistics for use by Technical personnel  Inadequate funds  Lack of citizens compliance with approved standards	-Political interference  -delays of funds
Conclusion: Ineffective and weak monitoring and evaluation of the implementation of development policies and plans can be improved through the positive potentials and opportunities present in the district. Constraints and challenges can be solve through prioritizing M&E activity by management.				

Adopted Issue to be addressed	Potentials (from Baseline situation etc)	Opportunities	Constraints	Challenges
Poor coordination in preparation and implementation of development plans	<ul style="list-style-type: none"> <li>▪ Availability of a well-structured development policy of the district</li> <li>▪ Availability of technical expertise in the district</li> </ul>	Availability of skilled and unskilled labour in the district  Favourable government policies in the district	Weak M&E system in the execution of development projects and programmes  Frequent change of government in the country  Irregular release of funds for the implementation of development policies by the central government	Political interference in the work of public officials in the district  Lack of priority in the allocation of development projects in the district  Weak capacity of the district assembly in raising enough IGF to execute development projects
Conclusion: Inefficient and ineffective implementation of development policies and plans can be improved through the positive potentials and opportunities present in the district. Constraints and challenges can be solve by enhancing the capacity of the District Assembly to generate enough IGF to support the central government's effort.				

<b>Adopted Issue to be addressed</b>	<b>Potentials (from Baseline situation etc)</b>	<b>Opportunities</b>	<b>Constraints</b>	<b>Challenges</b>
Weak involvement and participation of citizenry in planning and budgeting	<ul style="list-style-type: none"> <li>▪ Availability of Stakeholders in the district</li> <li>▪ Availability of durbar grounds</li> </ul>	<ul style="list-style-type: none"> <li>-Low consultation cost of stakeholders in the district</li> <li>-Availability of NGOs</li> </ul>	<ul style="list-style-type: none"> <li>-Inadequate resources to build the capacity of key stakeholders in the district</li> <li>-Information asymmetry</li> </ul>	<ul style="list-style-type: none"> <li>-Political and civic apathy</li> <li>-Political ideology</li> </ul>
<p>Conclusion: Weak involvement and participation of citizenry in planning and budgeting can be improved through the positive potentials and opportunities present in the district. Constraints and challenges can be solve by sensitizing the stakeholders to support the work of the Assembly when their services is needed.</p>				

<b>Adopted Issue to be addressed</b>	<b>Potentials (from Baseline situation etc)</b>	<b>Opportunities</b>	<b>Constraints</b>	<b>Challenges</b>
Poor linkage between planning and budgeting at national, regional and district levels	<ul style="list-style-type: none"> <li>▪ Availability of Technical personnel</li> <li>▪ Availability of Planning and Budget units in the district assembly structure</li> <li>▪</li> </ul>	<ul style="list-style-type: none"> <li>▪ Availability of NGO</li> <li>▪ Availability of regional Planning and Budget units</li> </ul>	<ul style="list-style-type: none"> <li>-Inadequate financial resources</li> <li>-Inadequate training for Technical personnel</li> </ul>	<ul style="list-style-type: none"> <li>-Irregular monitoring by the NDPC</li> <li>- Delay in release of funds for planning and budgeting purposes</li> </ul>
<p>Conclusion: Poor linkage between planning and budgeting at national, regional and district levels can be improved through the positive potentials and opportunities present in the district. Constraints and challenges can be solve by regular monitoring the activities of the MMDAs by the NDPC and timely release of funds for planning and budgeting purposes.</p>				

<b>Adopted Issue to be addressed</b>	<b>Potentials (from Baseline situation etc)</b>	<b>Opportunities</b>	<b>Constraints</b>	<b>Challenges</b>
Weak capacity of local governance practitioners	<ul style="list-style-type: none"> <li>▪ Availability of District Assembly in the district</li> <li>▪ Availability of Technical personnel</li> <li>▪ Availability of sub-structures in the district</li> </ul>	<ul style="list-style-type: none"> <li>-Serene political atmosphere in the district</li> <li>-Availability of well-structured Traditional Authority in the district</li> <li>-Availability of NGOs in the district</li> </ul>	<ul style="list-style-type: none"> <li>-Inadequate funds</li> <li>-Inadequate training for Technical personnel</li> <li>-Inadequate logistics for official work</li> <li>-Inadequate personnel</li> </ul>	<ul style="list-style-type: none"> <li>-Delay in the release of funds from central government</li> <li>-High rate of poverty in the district</li> </ul>
<p>Conclusion: Weak capacity of local governance practitioners can be improved through the positive potentials and opportunities present in the district. Constraints and challenges can be solve by timely release of funds from the central government and effective training of technical personnel of the district assembly.</p>				

<b>Adopted Issue to be addressed</b>	<b>Potentials (from Baseline situation etc)</b>	<b>Opportunities</b>	<b>Constraints</b>	<b>Challenges</b>
Ineffective sub-district structures	<ul style="list-style-type: none"> <li>-Existence of the District Assembly</li> <li>- Availability of regulatory framework including the Local Government Act (Act 462), L.I. 1983 and LI. 19.....</li> </ul>	<ul style="list-style-type: none"> <li>-Existence of Ministry of Local Government and Rural Development and the Local Govt. Service</li> <li>- Favourable government policies</li> </ul>	<ul style="list-style-type: none"> <li>-High illiteracy rate</li> <li>-Low revenue generation</li> <li>-Ignorance of grass root participation in governance</li> </ul>	Inadequate and erratic funding from Central Government
<p>Conclusion: Ineffective sub-district structures can be improved through the positive potentials and opportunities present in the district. Constraints and challenges can be addressed through adequate funding from central government.</p>				

<b>Adopted Issue to be addressed</b>	<b>Potentials (from Baseline situation etc)</b>	<b>Opportunities</b>	<b>Constraints</b>	<b>Challenges</b>
Limited capacity and opportunities for revenue mobilization	<ul style="list-style-type: none"> <li>-Existence of the Finance Department of the Assembly</li> <li>-Existence of numerous major markets in the District</li> <li>- Existence of law courts to prosecute defaulters</li> <li>- Existence of Financial Institutions</li> <li>- Existence of Assembly Bye-Law (gazetted)</li> <li>- Availability of a revenue van</li> </ul>	<ul style="list-style-type: none"> <li>-Availability of DACF as a funding source</li> <li>-Financial support from development partners and NGOs</li> <li>-Annual review of the Fee Fixing Resolution</li> <li>- Existence of regulatory framework including the Local Govt. Act, Act 462</li> </ul>	<ul style="list-style-type: none"> <li>- Poor nature of markets</li> <li>- Unwillingness of the people to pay taxes</li> <li>- Revenue leakages</li> <li>- Unreliable database on the number of rate payers in the District</li> <li>-Low income level</li> </ul>	Inadequate transfers from government and other sources
<p>Conclusion: Limited capacity and opportunities for revenue mobilization can be improved through the positive potentials and opportunities present in the district. Constraints and challenges can be addressed through the creation of markets, awareness creation on importance of paying taxes.</p>				

<b>Adopted Issue to be addressed</b>	<b>Potentials (from Baseline situation etc)</b>	<b>Opportunities</b>	<b>Constraints</b>	<b>Challenges</b>
Inadequate and delays in central government transfers	<ul style="list-style-type: none"> <li>▪ Availability of other source of funding such as the IGF</li> </ul>	<ul style="list-style-type: none"> <li>▪ Availability of donors</li> <li>▪ Availability of NGOs</li> </ul>	<ul style="list-style-type: none"> <li>▪ Inadequate IGF</li> <li>▪ Weak database for economic activities in the district</li> </ul>	<ul style="list-style-type: none"> <li>▪ Limited commitment to enhancing expenditure control</li> <li>▪ Government controls</li> </ul>
<p>Conclusion: Inadequate and delays in central government transfers can be improved through the positive potentials and opportunities present in the district. Constraints and challenges can be addressed via improvement in Internally Generated Fund (IGF) and central government expenditure control.</p>				
<b>Adopted Issue to be addressed</b>	<b>Potentials</b>			

	<b>(from Baseline situation etc)</b>	<b>Opportunities</b>	<b>Constraints</b>	<b>Challenges</b>
Inadequate and delays in central government transfers	<ul style="list-style-type: none"> <li>▪ Availability of other source of funding such as the IGF</li> </ul>	<ul style="list-style-type: none"> <li>▪ Availability of donors</li> <li>▪ Availability of NGOs</li> </ul>	<ul style="list-style-type: none"> <li>▪ Inadequate IGF</li> <li>▪ Weak database for economic activities in the district</li> </ul>	<ul style="list-style-type: none"> <li>▪ Limited commitment to enhancing expenditure control</li> <li>▪ Government controls</li> </ul>
<p>Conclusion: Inadequate and delays in central government transfers can be improved through the positive potentials and opportunities present in the district. Constraints and challenges can be addressed via improvement in Internally Generated Fund (IGF) and central government expenditure control.</p>				

<b>Adopted Issue to be addressed</b>	<b>Potentials (from Baseline situation etc)</b>	<b>Opportunities</b>	<b>Constraints</b>	<b>Challenges</b>
Weak ownership and accountability of leadership at the local level	<ul style="list-style-type: none"> <li>▪ Existence of law and order in the district</li> <li>▪ Presence of security personnel in the district</li> <li>▪ Presence of judicial service in the district</li> </ul>	<ul style="list-style-type: none"> <li>▪ Presence of religious leaders in the district</li> <li>▪ Serene political atmosphere in the district</li> </ul>	<ul style="list-style-type: none"> <li>▪ Political promises</li> <li>▪ Lack of job opportunities for the youths in the district</li> <li>▪ High poverty rate in the district</li> <li>▪ Lack of public sensitization</li> </ul>	<ul style="list-style-type: none"> <li>▪ Increasing rate of bribery and corruption</li> <li>▪ High rate illiteracy in the district</li> <li>▪ Weak state institutions</li> </ul>
<p>Conclusion: Weak ownership and accountability of leadership at the local level can be improved through the positive potentials and opportunities present in the district. Constraints and challenges can be by strengthening the state institutions in charge of laws and order and creation on public awareness on accountability by their leadership.</p>				

<b>Adopted Issue to be addressed</b>	<b>Potentials (from Baseline situation etc)</b>	<b>Opportunities</b>	<b>Constraints</b>	<b>Challenges</b>
Poor service delivery at the local level	<ul style="list-style-type: none"> <li>▪ Existence of law and order in the district</li> <li>▪ Presence of security personnel in the district</li> <li>▪ Presence of judicial service in the district</li> </ul>	<ul style="list-style-type: none"> <li>▪ Presence of religious leaders in the district</li> <li>▪ Availability of institutions in the district</li> </ul>	<ul style="list-style-type: none"> <li>▪ Inadequate logistics</li> <li>▪ Inadequate training for technical personnel</li> <li>▪ High poverty rate in the district</li> <li>▪ Inadequate funds</li> </ul>	<ul style="list-style-type: none"> <li>▪ Lack of regular supervision by central government</li> <li>▪ Weak accountability of leadership at the central level</li> <li>▪ High rate illiteracy in the district</li> </ul>

Conclusion: Poor service delivery at the local level can be improved through the positive potentials and opportunities present in the district. Constraints and challenges can be addressed through regular monitoring of government institutions and provide logistics needed to enhance their work

<b>Adopted Issue to be addressed</b>	<b>Potentials (from Baseline situation etc)</b>	<b>Opportunities</b>	<b>Constraints</b>	<b>Challenges</b>
Inadequate exploitation of local opportunities for economic growth and job creation	<ul style="list-style-type: none"> <li>-Availability of skilled and unskilled labour</li> <li>-Presence of the Business Advisory Centre (B.A.C.)</li> <li>▪ Availability of Vocational Institute (TVET)</li> <li>-Availability of raw materials</li> </ul>	<ul style="list-style-type: none"> <li>-Availability of sources of funding (One constituency-One million dollars)</li> <li>-Availability of potential natural resources for economic activities</li> <li>-Government flagship policies (One-district-One-factory, DCACT etc.)</li> <li>-Availability of NGOs</li> </ul>	<ul style="list-style-type: none"> <li>- Inadequate credit facilities</li> <li>- Low entrepreneurial skills</li> <li>- Limited donor funds</li> <li>- Land litigation issues</li> </ul>	<ul style="list-style-type: none"> <li>-Inadequate direct government support</li> <li>-Inadequate donor support</li> </ul>

Conclusion: Inadequate exploitation of local opportunities for economic growth and job creation can be improved through the positive potentials and opportunities present in the district. Constraints and challenges can be addressed through the creation of jobs for the youths and increase government support

<b>Adopted Issue to be addressed</b>	<b>Potentials (from Baseline situation etc)</b>	<b>Opportunities</b>	<b>Constraints</b>	<b>Challenges</b>
Interference in utilization of statutory funds allocation	<ul style="list-style-type: none"> <li>▪ Availability of Internal Audit unit</li> <li>▪ Presence of judicial service in the district</li> </ul>	<ul style="list-style-type: none"> <li>▪ Availability funding sources (DACF, DDF, Donor)</li> </ul>	<ul style="list-style-type: none"> <li>▪ Inadequate funding resources</li> <li>▪ High poverty rate in the district</li> </ul>	<ul style="list-style-type: none"> <li>▪ Political interference</li> <li>▪ Limited commitment to enhancing expenditure control</li> <li>▪ Government controls</li> </ul>
Conclusion: Increased rate of immoral behaviours among youth in the district can be improved through the positive potentials and opportunities present in the district. Constraints and challenges can be addressed through the creation of jobs for the youths and sensitization				
<b>Adopted Issue to be addressed</b>	<b>Potentials (from Baseline situation etc)</b>	<b>Opportunities</b>	<b>Constraints</b>	<b>Challenges</b>
<ul style="list-style-type: none"> <li>• Ineffective monitoring and evaluation of implementation of development policies and plans</li> <li>• Inadequate financial resources</li> </ul>	<ul style="list-style-type: none"> <li>▪ Availability of technical expertise for monitoring activities</li> </ul>	<ul style="list-style-type: none"> <li>▪ Presence of on-going projects and programmes in the district</li> </ul>	<ul style="list-style-type: none"> <li>--Poor nature of roads linking to project locations</li> <li>--Inadequate logistics for M&amp;E activities</li> </ul>	<ul style="list-style-type: none"> <li>Low level of commitment to M&amp;E activities by management</li> </ul>
Conclusion: Ineffective and weak monitoring and evaluation of the implementation of development policies and plans can be improved through the positive potentials and opportunities present in the district. Constraints and challenges can be solve through prioritizing M&E activity by management.				

<b>Adopted Issue to be addressed</b>	<b>Potentials (from Baseline situation etc)</b>	<b>Opportunities</b>	<b>Constraints</b>	<b>Challenges</b>
Inadequate and poor quality equipment and infrastructure.	<ul style="list-style-type: none"> <li>▪ Availability of source of funding (IGF)</li> <li>▪ Availability of infrastructure</li> <li>▪</li> </ul>	<ul style="list-style-type: none"> <li>▪ Availability of other sources of funding (DACF, DDF, Donor, One-Constituency-One million dollar)</li> <li>▪ Availability of land for development projects</li> <li>▪ Availability of NGOs in the district</li> </ul>	<ul style="list-style-type: none"> <li>▪ Lack of maintenance culture among citizens in the district</li> <li>▪ Inadequate internal source of funding</li> </ul>	<ul style="list-style-type: none"> <li>▪ Inadequate external sources of funding</li> <li>▪ Irregular and delay in the release of external funding</li> </ul>

--	--	--	--	--

Conclusion: Inadequate and poor quality equipment and infrastructure can be improved through the positive potentials and opportunities present in the district. Constraints and challenges can be addressed through regular and timely release of fund and sensitization of the people to cultivate a good maintenance culture

<b>Adopted Issue to be addressed</b>	<b>Potentials (from Baseline situation etc)</b>	<b>Opportunities</b>	<b>Constraints</b>	<b>Challenges</b>
Low transparency and accountability of public institutions	<ul style="list-style-type: none"> <li>▪ Existence of Internal Audit Unit</li> <li>▪ Presence of security personnel (police) in the district</li> <li>▪ Presence of judicial service in the district</li> <li>▪ Availability of NCCE office in the district</li> </ul>	<ul style="list-style-type: none"> <li>▪ Availability of External Audit Agency</li> <li>▪ Availability of CSOs, CBAs and NGOs in the district</li> </ul>	<ul style="list-style-type: none"> <li>▪ Lack of effective monitoring and supervision in the work of public servants in the district</li> <li>▪ Inadequate funds</li> <li>▪ Inadequate logistics for security personnel</li> </ul>	<ul style="list-style-type: none"> <li>▪ Rising rate of bribery and corruption among public officials</li> <li>▪ High rate illiteracy in the district</li> <li>▪ Delay in the release of funds</li> </ul>

Conclusion: Low transparency and accountability of public institutions can be improved through the positive potentials and opportunities present in the district. Constraints and challenges can be addressed through the creation of an effective monitoring system and provide logistics for security personnel to enhance their efficiency.

<b>Adopted Issue to be addressed</b>	<b>Potentials (from Baseline situation etc)</b>	<b>Opportunities</b>	<b>Constraints</b>	<b>Challenges</b>
<ul style="list-style-type: none"> <li>• Gaps in awareness, advocacy and enforcement of citizen rights and responsibilities</li> <li>• Inadequate involvement of traditional authorities in national development</li> </ul>	<ul style="list-style-type: none"> <li>▪ Availability of NCC office in the district</li> <li>▪ Availability of Information unit in the district</li> <li>▪ Presence of Traditional council in the district</li> <li>▪ Availability of Legal Aid office in the district</li> </ul>	<ul style="list-style-type: none"> <li>▪ Availability of CSOs, CBAs and NGOs in the district</li> <li>▪ Availability of source of funding for program</li> </ul>	<ul style="list-style-type: none"> <li>▪ High rate of illiteracy in the district</li> <li>▪ Inadequate funds</li> <li>▪ Low capacity of responsible institutions</li> </ul>	<ul style="list-style-type: none"> <li>▪ Inadequate external funding for programs</li> </ul>

Conclusion: Gaps in awareness, advocacy and enforcement of citizen rights and responsibilities and Inadequate involvement of traditional authorities in national development can be improved through the positive potentials and opportunities present in the district. Constraints and challenges can be addressed by building the capacity of responsible institutions and ensure adequate funding to support programs



Adopted Issue to be addressed	Potentials (from Baseline situation etc)	Opportunities	Constraints	Challenges
Poor appreciation of national culture	<ul style="list-style-type: none"> <li>▪ Existence of Centre for National Culture office in the district</li> <li>▪ Availability of internal source of funding</li> <li>▪ Availability of Traditional Authority in the district</li> <li>▪</li> </ul>	<ul style="list-style-type: none"> <li>-Availability of cultural heritage in the district</li> <li>- Availability of source of funding for cultural programmes</li> <li>-</li> </ul>	<ul style="list-style-type: none"> <li>▪ Inadequate qualify personnel</li> <li>▪ Inadequate logistics for CNC office</li> <li>▪ Inadequate funds</li> <li>▪ Lack of knowledge about traditional cultural systems among citizens and officials</li> </ul>	<ul style="list-style-type: none"> <li>▪ Inadequate involvement of traditional authorities in national development</li> </ul>
<p>Conclusion: Poor appreciation of national culture can be improved through the positive potentials and opportunities present in the district. Constraints and challenges can be addressed via involvement of traditional authorities in national development and equip the office of the Centre for National Culture in the district.</p>				

SOURCE: FDA, DPCU, 2017.

## 2.6. IMPACT ANALYSIS

The impacts of the prioritised issues under the POCC were further assessed to guide the district in predicting the consequences of the issues. The issues were therefore subjected to analysis in relation to meeting basic human needs, multiplier effect on the economy, population and other cross cutting issues.

**Table 2.8: IMPACT ANALYSIS**

### ECONOMIC DEVELOPMENT

Adopted Issue	Addressed Issue	Effect on Basic Human Needs	Multiplier Effect on Economy	Environmental Impact
Limited access to credit by SMEs	Job creation and expansion	Improved living standard	Increased productivity and revenue	Inclusive and sustainable economic growth, full and productive employment and decent job for all
Poor marketing systems	Increased Internally Generated revenue and reduction in poverty	Provision of basic infrastructure	Stable micro-economy	Resilient infrastructure everywhere
High cost of production inputs	Increased productivity	Improved living standard	Productive and stable economy	Sustainable consumption and production pattern
Inadequate development of and investment in processing and value addition	Increased revenue/income	Improved standard of living	Competitive advantage	Inclusive and sustainable economic growth, industrialization and foster innovation, and decent work for all
Erratic rainfall patterns	Increase in production and revenue	Improved living conditions	Productive and stable economy	Strengthen resilience and adaptive capacity to climate-related hazards and natural disasters
Poor storage and transportation systems	Reduction in post-harvest loss and increased revenue	Improved standard of living	Sustainable production and consumption patterns	Food security

SOURCE: FDA, DPCU, 2017.

## SOCIAL DEVELOPMENT

Adopted Issue	Addressed Issue	Effect on Basic Human Needs	Multiplier Effect on Economy	Environmental Impact
Poor quality of education at all levels	Quality educational system at all levels	Access to quality education	Improved human resource base	Inclusive and equitable quality education and lifelong learning opportunities for all persons
Gaps in physical access to quality health care	Physical access to quality health care across the district	Improved human health	Increased human productivity and good health for all	Healthy lives and promotion of well-being for all at all ages
Poor quality of healthcare services	Quality health care delivery	Improved human health	Increased human productivity and growth	Healthy lives and well-being for all at all ages
Strengthen National Health Insurance Scheme (NHIS)	Improve access to quality health care	Improved human health	Increased human productivity and growth	Healthy lives and promote well-being for all at all ages
Lack of comprehensive knowledge of HIV and AIDS/STIs, especially among the vulnerable groups	Comprehensive knowledge of HIV and AIDS/STIs especially among vulnerable groups	Improved human health	Increased human productivity and growth	Healthy lives and well-being for all
High incidence of HIV and AIDS among young persons	Reduced incidence of HIV and AIDS among young persons	Improved human health	Increased productivity and growth	Healthy lives and well-being for all
Increasing morbidity, mortality and disability due to communicable, non-communicable and emerging diseases	Decreased morbidity, mortality and disability due to communicable, non-communicable and emerging diseases	Improved human health	Increased productivity and good health for all	Healthy lives and well-being for all at all ages
Prevalence of hunger in certain areas	sustainable consumption and production patterns	Improved standard of living	Zero hunger promoted in all areas	Food security
Household food insecurity	Household food security	Availability of food for human consumption	sustainable consumption and production patterns	Food security
Growing incidence of child marriage, teenage pregnancy and accompanying school drop-out	Decreased incidence of child marriage, teenage pregnancy and accompanying school drop-out rates	Access to quality education	Productive and stable economy	Women empowerment and gender equality at all levels

rates				
High youth unemployment	Increased revenue/income	Improved standard of living	Increased productivity and revenue	Inclusive and sustainable economic growth and development
Increasing demand for household water supply	Improved water supply	Water scarcity reduced and water-use efficiency across all sectors improved	Availability of safe potable water for all	Universal and equitable access to safe and affordable drinking water for all promoted
Inadequate maintenance of facilities	Proper maintenance of facilities	Basic infrastructures in good shape	Good maintenance culture practiced across board	Resilient infrastructure everywhere
High prevalence of open defecation	Open defecation ended	Improved sanitation, hygiene and health conditions for all	Economy free from open defecation and good health for all	Sustainable sanitation and waste management at all levels
Poor sanitation and waste management	Good sanitation and waste management	Improved sanitation and healthy conditions for all	Economy of good sanitation and waste management and good health for all	Sustainable sanitation and waste management at all levels
Poor planning and implementation of sanitation plans	Effective planning and implementation of sanitation plans	Improved sanitation, hygienic and healthy conditions for all	Economy of effective planning and implementation of sanitation plans	Availability and sustainable management of sanitation plans
Rising inequality among socio-economic groups and between geographical areas	Equality among socio-economic groups and between geographical areas enhanced	Social, economic and political inclusion of all, irrespective of age, sex, disability, race, ethnicity, origin, religion or economic or other status	Indiscrimination among socio-economic groups and between geographical areas	Atmosphere of equality within and among countries
Limited coverage of social protection programmes targeting children	Increased coverage of social protection programmes targeting children	Human rights, indiscrimination and non-violence against children	Violence free economy for children	Promotion of human rights, indiscrimination and non-violence against children everywhere
Low awareness of child protection laws and policies	High level of awareness of child protection laws and policies	Human rights, indiscrimination and non-violence against children	Strong laws and policies protecting children	Safe environment devoid of abuse, exploitation, trafficking and all forms of violence and

				torture against children
Inadequate and limited coverage of social protection programmes for vulnerable groups	Adequate and unlimited coverage of social protection programmes for vulnerable groups	Human rights, indiscriminate and non-violence against vulnerable groups	Strong and sound policies and laws for the protection of vulnerable groups at all levels	Safe environment devoid of abuse, exploitation and all forms of violence and torture against vulnerable groups
Inadequate opportunities for persons with disabilities to contribute to society	Adequate opportunities for persons with disabilities to contribute to society	Equal access to opportunities for the vulnerable, including persons with disabilities	Economy of equitable lifelong opportunities for all	Promotion of human rights, indiscriminate and non-violence against persons with disability everywhere
High levels of unemployment and under-employment amongst the youth	Low levels of unemployment and under-employment amongst the youth	Improved standard of living	Increased productivity and revenue	Inclusive and sustainable economic growth, industrialization and fostered innovation, and decent job for all
Limited community level sports and recreational activities	Unlimited community level sports and recreational activities	Improved human health	Increased productivity and revenue	sustainable economic growth

SOURCE: FDA, DPCU, 2017.

**ENVIRONMENT, INFRASTRUCTURE AND HUMAN SETTLEMENTS**

<b>Adopted Issue</b>	<b>Addressed Issue</b>	<b>Effect on Basic Human Needs</b>	<b>Multiplier Effect on Economy</b>	<b>Environmental Impact</b>
Loss of forest cover	Forest cover restored	Access to forest resources	Substantial increase in afforestation and reforestation	Green world
Environmental degradation	Environmental upgraded	Availability of natural resources	Laws and policies protecting the environment	Sustainable management of the environment
Destruction of forests and farmlands	Restored forests and farmlands	Availability of forests and farmlands	Sustainable management of all types of forests and farmlands	Substantially increase afforestation and reforestation globally/ Green world
Pollution of water bodies	Purified and safe water bodies	Availability and access to safe and clean water bodies and its resources	Access to safe and clean water bodies and its resources for all e.g. industrial and other production purposes	Healthy and productive water bodies
Improper disposal of solid and liquid waste	Proper disposal of solid and liquid waste	Improved sanitation and healthy conditions for all	Economy of good sanitation and waste management and good health for all	Sustainable sanitation and waste management at all levels
Incidence of acute respiratory illness caused by air pollution	No incidence of acute respiratory illness caused by air pollution	Improved healthy conditions for all free of acute respiratory illness caused by air pollution	Increased productivity and revenue	sustainable economic growth
Ineffective enforcement of noise regulations also continues to be a problem	Effective enforcement of noise regulations	Good health and behavior	Peace and order	Serene environment
Incidence of wildfire	No incidence of wildfire	Environment free from wildfire	Increased productivity and revenue	sustainable economic growth
Inappropriate farming practices	Improved and modernized farming practices	Availability and access to farm products	Increased productivity and revenue	Sustainable production and consumption patterns
Indiscriminate use of weedicides	Proper use of weedicides	Availability of fertile farmlands for food production	Sustainable management and efficient use of natural resources	Increased productivity and revenue
Low economic capacity to adapt to climate change	High economic capacity to adapt to climate change	Availability of adaptive mechanisms to climate-related hazards	Resilient economy to climate induced hazards	Strengthened resilience and adaptive capacity to climate-related hazards and natural

				disasters in all countries
Low institutional capacity to adapt to climate change and undertake mitigation actions	High institutional capacity to adapt to climate change and undertake mitigation actions	Availability of institutional adaptive and mitigation capacity to climate-related hazards	Resilient economy to climate induced hazards	Strong environment against climate-related hazards
Vulnerability and variability to climate change	Invulnerability and invariability to climate change	Availability and access to immune and consistent environment to climate change	Resilient economy to climate induced hazards	Strong environment against climate-related hazards
Loss of trees and vegetative cover	Lost trees and vegetative cover restored	Availability and access to trees and vegetative cover for human use	Sustainable production and consumption patterns	Increased productivity and revenue
Degraded landscapes	Well drained land surfaces	Availability and access to good landscapes	Increased productivity and revenue	Economic growth
Weak legal and policy frameworks for disaster prevention, preparedness and response	Strong legal and policy frameworks for disaster prevention, preparedness and response	Availability and access to good disaster management institutions	Availability and access to legal and policy frameworks for disaster prevention, preparedness and response	Resilient environment to disaster
Poor quality and inadequate road transport network	Quality and adequate road transport network	Availability and access to quality and adequate road transport network	Increased productivity and revenue	Economic growth
Low broadband wireless access	High broadband wireless access	Availability and access to broadband wireless network	Increased productivity and revenue	Economic growth
Poor quality ICT services	Quality ICT services	Availability and access to quality ICT services	Increased usage of ICT services	Increase in ICT knowledge
Inadequate and obsolete electricity grid network	Adequate and current electricity grid network	Availability and access to adequate and current electricity grid network	Access to affordable, reliable and modern electricity grid network	Increase in productivity and revenue
Difficulty in the extension of grid electricity to remote rural and isolated communities	Tranquility in the extension of grid electricity to remote rural and isolated communities	Availability and access to grid electricity	Access to affordable, reliable and grid electricity	Increased productivity and revenue
Recurrent incidence of flooding	No incidence of flooding	Flood free society	Resilient economy to flood induced hazards	Strong environment against flood -related hazards

Poor waste disposal practices	Good waste disposal practices	Improved sanitation and healthy conditions for all	Economy of good sanitation and waste management and good health for all	Sustainable sanitation and waste management at all levels
Poor drainage system	Good drainage system	Availability of quality drainage facilities	Economy of available and quality drainage systems	Sustainable water management at all levels
Silting and choking of drains	Good drainage system	Availability of quality drainage facilities	Economy of available and quality drainage systems	Sustainable water management at all levels
Uncovered drains	Covered drains	Availability of covered outlets	Economy of available covered outlets	Sustainable water management at all levels
Poor landscaping	Proper landscaping	Availability and access to good landscapes	Increased productivity and revenue	Economic growth
Scattered and unplanned human settlements	Organized and planned human settlements	Availability and access to proper human settlements	Stable micro-economy	Productive and stable environment
Weak enforcement of planning and building regulations	Strong enforcement of planning and building regulations	Availability and access to proper human settlements	Increased productivity and revenue	Economic growth
Over exploitation and inefficient use of forest resources	Sustainable exploitation and efficient use of forest resources	Availability and access to forest resources	Increased productivity and revenue	Economic growth

SOURCE: FDA, DPCU, 2017.



## GOVERNANCE, CORRUPTION AND PUBLIC ACCOUNTABILITY

Adopted Issue	Addressed Issue	Effect on Basic Human Needs	Multiplier Effect on Economy	Environmental Impact
Ineffective sub-district structures	Effective sub-district structures	Adequate involvement in planning and implementation of development plans	Proper coordination in preparation and implementation of development plans at all levels	Accountable and inclusive institutions at all levels
Weak ownership and accountability of leadership at the local level	Strong ownership and accountability of leadership at the local level	Availability of accountable and transparent leaders	Accountable and inclusive institutions at all levels	Accountable and inclusive society/ sustainable economic growth
Poor service delivery at the local level	Better service delivery at the local level	Availability and access to basic human needs	Economic growth	Productive and stable environment
Weak capacity of local governance practitioners	Strong capacity of local governance practitioners	Good awareness and responsiveness of citizen to rights and responsibilities	Accountable and inclusive institutions at all levels	Peaceful and inclusive society
Poor coordination in preparation and implementation of development plans	Proper coordination in preparation and implementation of development plans	Availability and access to basic human needs	Increased productivity and revenue	sustainable economic growth/ Enabling environment
Poor linkage between planning and budgeting at national, regional and district levels	Good linkage between planning and budgeting at national, regional and district levels	Availability and access to basic human needs	Proper coordination in preparation and implementation of development plans at all levels	Productive and stable environment
Weak spatial planning capacity at the local level	Strong spatial planning capacity at the local level	Proper arrangement of human settlement	Stable micro-economy	Resilient infrastructure everywhere
Inadequate exploitation of local opportunities for economic growth and job creation	Adequate exploitation of local opportunities for economic growth and job creation	Availability and access to opportunities for economic growth and job creation	Increase in investment, production and income	Enabling environment for economic growth and job creation
Limited capacity and opportunities for revenue mobilisation	Unlimited capacity and opportunities for revenue mobilisation	Availability and access to adequate financial resources	Improved domestic capacity for tax and other revenue collection	Strong capacity and opportunities/ enabling environment for revenue mobilization
Implementation of unplanned expenditures	Implementation of only planned expenditures	Accountable and transparent society	Productive and stable micro economy	Productive and stable environment
Interference in utilization of statutory funds allocation	Harmonious utilization of statutory funds allocation	Provision of basic human needs	No illicit financial and arms flows, strong recovery and return of stolen assets	Environment free from corruption and bribery in all their forms

Inadequate and delays in central government transfers	Adequate and timely dealings of central government transfers	Adequate access to transfers from central government	Increase in production and income	Economic growth
Weak involvement and participation of citizenry in planning and budgeting	Strong involvement and participation of citizenry in planning and budgeting	Accountable and inclusive society	Economy of inclusive, increased productivity and high income generation	Productive and stable environment /Sustainable development
Ineffective monitoring and evaluation of implementation of development policies and plans	Effective monitoring and evaluation of implementation of development policies and plans	Provision of basic human needs e.g. infrastructure	Productive and stable micro economy	Sustainable economic growth
Inadequate financial resources	Adequate financial resources	Availability and access to adequate financial resources	High rate of financial investments/ economic growth	Productive and stable environment
Inadequate and poor quality equipment and infrastructure	Adequate and good quality equipment and infrastructure	Availability and access to adequate and good quality equipment and infrastructure	Productive and stable micro economy	Resilient infrastructure everywhere
Low transparency and accountability of public institutions	High transparency and accountability of public institutions	Accountable and transparent public institutions at all levels	Productive and stable economy	Peaceful and inclusive society/ Sustainable economic growth
Gaps in awareness, advocacy and enforcement of citizen rights and responsibilities	Good awareness, advocacy and enforcement of citizen rights and responsibilities	Peace, unity and stability	Economy of inclusive, increased productivity and high income generation	Sustainable economic growth
Inadequate involvement of traditional authorities in national development	Adequate involvement of traditional authorities in national development	Availability of responsive, inclusive, participatory and representative decision-making at all levels	Accountable and inclusive institutions at all levels	Peaceful and inclusive society
Poor appreciation of national culture	Good appreciation of national culture	Peace, unity and stability	Stable micro economy	Economic growth

SOURCE: FDA, DPCU, 2017.

## 2.7.0. SUSTAINABLE ENVIRONMENTAL ASSESSMENT (SEA)

### 2.7.1. Sustainability analysis of the issues (internal consistency/compatibility)

The prioritised issues with positive significant impacts were subjected to strategic environment analysis. This involved assessing the internal consistency/compatibility of the prioritised issues to determine how they relate to or support each other to achieve the objectives of the DMTDP.

The Internal Consistency Test was therefore used to determine the degree of compatibility and mutual supportiveness of the issues. This was done using a Compatibility Matrix. The matrix was reviewed by examining the interactions between the policy objectives identified.

Evidences from the review, established by a consensus of opinion, clearly indicated that the policy objectives were largely mutually supportive of each other and to a considerably extent re-enforcing of each other. On very few occasions, there were no significant interactions between the policies.

#### Compound Matrix

The Compound Matrix is used to evaluate individual Programs/projects against a range of criteria which serve as indicators of the conditions affecting poverty (environmental dimensions) in the district. These criteria relate to livelihood, health, vulnerability and institutional constraints.

Positive (+) sign indicates a positive correlation between the project implementation and the poverty dimensions, negative (-) sign shows a potential adverse effect of the project on the poverty dimensions while zero (0) sign indicate no significant interaction. Both signs (+/-) are used where the interaction is doubtful.

The Compound Matrix analysis revealed that constructional activities would impact negatively on the environment specifically in the area of natural resources.

### 2.7.2. Sustainability Test

Sustainability Test was carried on the activities to ascertain the overall sustainability of the Policies Programmes and Projects. The performance of each activity was assessed in relation to the criterion (Natural Resources, Socio-cultural Issues, Economic Issues, and Institutional Issues), and scored using a scale of '(0)1 – 5' indicated and interpreted as follows;

**Table 2.10: SUSTAINABILITY TEST**

Scale	0	1	2	3	4	5
Effect:	Not Relevant	Works strongly against the aim	Works against the aim	On balance and has neutral effects on the aim	Supports the aim	Strongly supports the aim
Colour	Black	Red (deep)	Red (light)	Yellow	Green (light)	Green (deep)

SOURCE: FDA, DPCU, 2017.

### **2.7.3. Measures to Address Impacts**

Improving performance of the policies/activities against the four main criteria certainly will involve practical interventions that will ensure full sustainability of the policies. The overall performance of the policies using the four criteria was quite encouraging. However to attain sound environmental implementation and sustainability, a few negative impacts revealed through the Sustainability Test ought to be addressed.

Overall, all constructional activities will impact negatively on the components of the Natural Resources and in few cases Social and Cultural Conditions.

However, the district will ensure that none of the projects/activities will be sited in a conserved area as part of mitigation measures. Additionally, most of the projects would be sited at fringes of existing structures/developed areas, with only some amount of vegetation that will be affected through vegetal clearance.

The wildlife likely to be affected during implementation of projects includes insects, arachnids, rodents, molluscs, earthworms, snakes and others. To minimize degradation on the land on which projects would be sited, landscaping of the environment will be done frequently by the Parks and Garden. Projects likely to be sited in already degraded lands (no vegetal cover) particularly those in well developed areas will be concurrently landscaped with the constructional activities to minimize any erosion hazards.

**Table 2.9: Compound Matrix Showing Linkages Between Policy Objectives and Environmental Issues**

POVERTY DIMENSION	Livelihood					Health				Vulnerability					Institutional			
Environmental Components Programme/Project	Access to water	Access to land	Access to timber resources	Wildlife	Non Timber Forest	Water Quality	Sanitation	Air Quality	NTFP (Medicinal Plants)	Drought	Bush Fire	Floods	Degradation	Crises and Conflicts	Epidemics	Adherence to democratic	Human Rights	Access to information
Support the implementation of one – district – one – factory in the district (Timber and Cassava processing factories)	-	-	-	-	-	-	-	-	-	-	0	0	-	0	-	0	0	0
Pave market grounds in the district	0	0	0	0	0	0	+	+	0	0	0	+	0	0	0	+	+	+
Construct market sheds in the district	-	-	-	-	-	-	-	-	-	-	0	+/-	-	-	-	-	-	-
Rehabilitate Classroom Blocks in the district	0	0	0	0	0	0	0	0	0	0	0	0	0	0	0	+	+	+
Construct Teacher’s Quarters in the district	-	-	-	-	-	-	-	-	-	-	0	+	-	-	-	+	+	+
Renovate official buildings in the district	0	0	0	0	0	0	0	0	0	0	0	0	0	0	0	+	+	+
Construct Classroom Blocks with ancillary facility in the district	-	-	-	-	-	-	-	-	-	-	0	-	-	-	-	+	+	+
Construct CHPs Compounds with Staff quarters in the district	-	-	-	-	-	-	-	-	-	-	0	-	-	-	-	+	+	+
Drill No. of boreholes in the district	+	-	-	-	-	+	+	+	-	0	0	0	0	-	0	+	+	0
Construct 4No. W.C public toilets in the district	-	-	-	-	-	-	+	-	-	-	-	-	-	-	-	+	+	0
Construct 8No. Institutional toilets in the district.	-	-	-	-	-	-	+	-	-	-	0	-	-	0	-	+	+	0
Construct Staff Bungalows in the district	-	-	-	-	-	-	-	-	-	0	0	-	-	-	-	+	+	+
Construct Warehouse in the district	-	-	-	-	-	-	-	-	-	-	0	+/-	-	-	-	+	+	+
Construct low technology irrigation system in the district	-	-	-	-	-	-	-	-	-	-	-	-	-	-	-	+	+	+
Plant and replace trees at selected places in the district	+	+	+	+	+	+	+	+	+	+	+	+	+	+	+	+	+	+
Reshape roads in the district	0	-	-	-	-	-	-	-	-	-	0	-	-	0	-	+	+	0
Construct drains and culverts in the district	-	-	-	-	-	-	+	-	-	0	0	+	+	0	+	+	+	0
Construct bridges in selected areas in the district	-	-	-	-	-	-	+	+/-	-	0	0	+	+	0	+	+	+	0
Landscape compound of selected places in the district	+	+	+	+	+	+	+	+	+	+	+	+	+	+	+	+	+	+
Construct Area Council offices in the district.	-	-	-	-	-	-	-	-	-	-	0	-	-	-	-	+	+	+

**Table 2.12: SUSTAINABLE PRIORITISED ISSUES AS CATEGORISED UNDER THEMES AND GOALS**

DMTDP DIMENSIONS 2018-2021	FOCUS AREA	ADOPTED ISSUES
ECONOMIC DEVELOPMENT	INDUSTRIAL TRANSFORMATION	Inadequate and unreliable electricity supply Limited supply of raw materials for local industries from local sources Distressed but viable industries Severe poverty and underdevelopment among peri-urban and rural communities Limited local participation in economic development
	PRIVATE SECTOR DEVELOPMENT	Inadequate access to affordable credit Limited access to credit for SMEs
	AGRICULTURE AND RURAL DEVELOPMENT	Poor marketing systems High cost of production input Inadequate development of and investment in processing and value Addition Low application of technology especially among smallholder farmers leading to comparatively lower yields Low proportion of irrigated agriculture Seasonal variability in food supply and prices Erratic rainfall patterns Poor storage and transportation systems inadequate agriculture infrastructure Limited application of science and technology
	TOURISM AND CREATIVE ARTS DEVELOPMENT	Poor tourism infrastructure and services
ENVIRONMENT, INFRASTRUCTURE AND HUMAN SETTLEMENTS	ENVIRONMENTAL POLLUTION	Improper disposal of solid and liquid waste
	DEFORESTATION, DESERTIFICATION AND SOIL EROSION	High incidence of wildfires Inappropriate farming practices

	CLIMATE VARIABILITY AND CHANGE	Low institutional capacity to adapt to climate change and undertake mitigation actions Inadequate inclusion of gender and vulnerability issues in climate change Vulnerability to climate change
	DISASTER MANAGEMENT	Weak legal and policy frameworks for disaster prevention, preparedness and response
	TRANSPORT INFRASTRUCTURE (ROAD, RAIL, AND AIR) WATER	Poor quality and inadequate road transport network Rapid deterioration of roads
	DRAINAGE AND FLOOD CONTROL	Recurrent incidence of flooding Poor waste disposal practices Poor drainage system Poor landscaping
	HUMAN SETTLEMENTS AND HOUSING	Weak enforcement of planning and building regulations Inadequate spatial plans for regions and MMDAs Inadequate human and institutional capacities for land use planning Inadequate housing infrastructure services
SOCIAL DEVELOPMENT	EDUCATION AND TRAINING	Poor quality of education at all levels Inadequate funding sources for education
	HEALTH AND HEALTH SERVICES	Gaps in physical access to quality healthcare Poor quality of healthcare services High HIV and AIDS stigmatisation and discrimination
	FOOD AND NUTRITION SECURITY	Prevalence of hunger in certain areas Infant and adult malnutrition
	WATER AND ENVIRONMENTAL SANITATION	Increasing demand for household water supply Inadequate maintenance of facilities High prevalence of open defecation Poor sanitation and waste management
	POVERTY AND INEQUALITY	High incidence of poverty

	CHILD AND FAMILY WELFARE	Limited coverage of social protection programmes targeting Children Inadequate care for the aged Gender disparities in access to economic opportunities Inadequate and limited coverage of social protection programmes for vulnerable groups
	DISABILITY AND DEVELOPMENT	Inadequate opportunities for persons with disabilities to contribute to society Exclusion and discrimination against PWDs in matters of national development
GOVERNANCE, CORRUPTION AND PUBLIC ACCOUNTABILITY	LOCAL GOVERNMENT AND DECENTRALISATION	Weak implementation of administrative decentralisation Ineffective sub-district structures Weak ownership and accountability of leadership at the local level Poor service delivery at the local level Weak capacity of local governance practitioners Inadequate exploitation of local opportunities for economic growth and job creation Limited capacity and opportunities for revenue mobilization Inadequacy of and delays in central government transfers
	PUBLIC POLICY MANAGEMENT	Ineffective M&E of implementation of development policies and plans
	HUMAN SECURITY AND PUBLIC SAFETY  PUBLIC INSTITUTIONAL REFORM  CIVIL SOCIETY, AND CIVIC ENGAGEMENT	Inadequate and poor quality equipment and infrastructure  Inefficient public service delivery  Inadequate involvement of traditional authorities in national development

Source: FNDA, DPCU 2017



## **CHAPTER THREE**

### **DEVELOPMENT PROJECTIONS, ADOPTED GOALS, SUB-GOALS, OBJECTIVES AND STRATEGIES**

#### **3.1. INTRODUCTION**

This chapter deals with the development projections, adopted, goals, objectives and strategies based on the four dimensions from the NMTDPF (2018-2021) which the District will employ in the implementation of the development plan within the period in relation to the adopted issues. This will include the social, economic and infrastructural services that would be provided within the medium-term in order to achieve the national and district development objectives.

#### **3.2. DISTRICT DEVELOPMENT FOCUS**

The development focus of the District based on the NMTDPF (2018-2021) Goals is: Enhanced Living Standards through Modernized Increased Agriculture Productivity and tourism.

#### **3.3. DISTRICT DEVELOPMENT GOAL**

The goal of the district for 2018-2021 is “improved living standard of the people through modernized and increase agriculture production within a decentralized and efficient local government administration.

This goal can only be achieved through the fulfillment of some related goals, objectives and strategies. Considering the fact that population is dynamic, and thereby keeps changing by the day which further means the need to increase the numbers of facilities and services necessary to cope with the growing population. In the medium term therefore, the following projections will be adopted to achieve the targeted outcomes.

#### **3.4. PROJECTED DEVELOPMENT REQUIREMENTS FOR 2018-2021**

##### **Population Size and Growth Rate**

The population of the Fantekwa North District in the 2010 Population and Housing Census of Ghana, was 65,471 with a growth rate of 1.9% and fertility rate of 3.7%. Currently, the population is projected to be 66,714 in 2018. The rate of population increases in the district, however, calls for expansion in the infrastructure and services.

**Table 3.1: Population Projection, 2018-2021**

YEAR	District Population	Male	Female
2010	65,471	32,737	32,734
2018	66,633	33,318	33,315
2019	67,966	33,985	33,981
2020	84,691	42,347	42,343
2021	107,879	53,942	53,937

*Source: GSS Projections*

**Table 3.2: Ten (10) Largest Communities**

S/No.	Community	2018 Projected Population	Male	Female
1	Begoro	22,819	10,735	12,084
2	Dedeso Worako	2,081	989	1,092
3	Ahomahomasu	1,979	974	1,005
4	Obooho	1,094	517	577
5	Petefor	912	488	424
6	Koradaso	883	464	419
7	Pimpimso	806	410	396
8	Nteso	787	401	386
9	Beseboum	775	417	358
10	Adentem	744	377	367

*Source: 2010 GSS Projections*

### **3.5. ECONOMIC DEVELOPMENT**

#### **3.5.1. Private Sector Development Projections**

According to the planning standards of Ghana, a local market with a catchment population of up to 30,000 persons in a developed urban area requires basic facilities such as water, electricity, stores/sheds and cold storage facilities as well as proximity to refuse disposal site and public toilets.

It should be noted therefore that, with the expected increasing population, the demand for goods and services and especially access to markets will be high. It is necessary to expand and develop the three major markets at Begoro, Ahomahomasu and Abourso. Other minor markets such as Oboohu and Napankya would be given a facelift in the near future as well. Facilities such as urinals, public toilets warehouses and additional sheds will be provided for the three markets.

#### **3.5.2. Agriculture Productivity Projections**

Increases in population would imply pressure on existing land for food production or other activities that depletes the environment. Efforts would therefore be made to improve the vegetation cover by 60%. There would therefore be the need to produce to feed the increasing population. It is

expected that 85% increase in crop production would be achieved with the application of improved farming practices. Additionally, with the government's policy on food for all and job creation, farmers would be provided with seeds, fertilizers and other inputs to improve productivity. Agric extension officers would as well be resourced to deliver extension services to farming communities. Another area of great interest would be the policy on one district one factory, in which there will be the creation of cassava processing factory in the district. The implication of this for development is the demand for agriculture produce to feed the factory and employment creation.

On the other hand, an irrigation scheme is proposed to be constructed which would as well increase productivity and food security.

The extension officer to farmer ratio is 1:4,346 whereas the standard ratio is one extension officer to one thousand five hundred farmers (1:1,500). The recruitment under NACOP and other government flagship programmes under agriculture will employ more extension officers to oversee the activities of farmers.

## **3.6. ENVIRONMENT, INFRASTRUCTURE AND HUMAN SETTLEMENTS**

### **3.6.1. Roads, Water and Sanitation Projections**

Infrastructure which includes roads, water and sanitation facilities, electricity, telecommunication etc are the engine of growth in the District. These contribute to improved standard of living of its citizens by increasing productivity.

The Zoning Guidelines and Planning Standards (Ministry of Environment Science and Technology, Town and Country Planning Department) thereby set facility standards to provide a measure of how many facilities are to be provided. The following types of facilities and their standards are adapted to ensure that communities and businesses have reliable supply of water, electricity, internet access, telecommunication and waste management.

- ✚ Location of water treatment and storage facilities to ensure safety from contamination.
- ✚ Water treatment plant should be located at least 1 km away from nearest buildings or possible source of contamination.
- ✚ The location of public standpipe should ensure easy access to users as well as safety of users from vehicular traffic. Site should normally be at least 3m (10ft) from the adjoining roads and should be properly drained.
- ✚ Boreholes must only be sunk in compliance with existing regulations set by the EPA, Community Water and Sanitation Agency and the Water Resources Commission.
- ✚ The minimum population threshold for siting a borehole is 1 borehole to 75 to 300 persons.
- ✚ A population above 6000 should have a Small Town Pipe System
- ✚ Provisions would be made for the expansion of national electricity grid to communities without lights.

### **3.6.2. Settlement Planning Projections**

Increasing population trends calls for good human settlement planning and development. Thus, growing population without proper settlement planning can lead to among others slums, poor layouts revenue loss and disasters due to poor access. The expected increase in the District's population for the next four years therefore, calls for proper settlement planning especially under

the Street Naming and Property Addressing Programme. All the major streets in the district are expected to be named and numbered by the end of 2021.

### **3.7. SOCIAL DEVELOPMENT**

#### **3.7.1. Educational Projections**

With the increase in population of the district coupled with high enrolments, there is the need for increase in classroom blocks. The following planning standards will be used in the provision of classroom blocks;

##### *Minimum class size*

Nursery - Min 40 pupils – 50 pupils Max

Primary - Min 40 pupils – 45 pupils Max

Junior High School - 35 students (min) - 40 students (max)

Priority would however be given to the rehabilitation of Kindergartens to meet the demand for pre-schooling and improve the existing infrastructure. Nursery facilities will be located in close proximity to residential areas and part of a primary school. There is also the need for the renovation of classroom blocks for some selected primary and Junior High Schools.





Facilities to be provided in the schools will include playgrounds, offices, canteens, places of convenience, and libraries.

#### **3.7.2. Health Projections**

The presence of National Health Insurance Scheme has increased attendance to health services which requires the construction of additional health facilities.

In view of the Government's policy on providing every electoral area with a CHPS compound/health facility in addition to the expected increase in the use of health facilities, the district is expected to increase the number of health facilities. There are a total of 46 electoral areas with 13 health facilities in the district, this means that there is a backlog of 33 health facilities to be constructed.

The following planning standards will be applied in the provision of these health facilities in the remaining electoral areas.

-  Health Centre - Population of up to 25,000 people to be served
-  Health Post - Population of up to 5000 people
-  Clinic - Population of up to 5000 people
-  CHPS compound - Population of up to 5000 people

The district health directorate as part of its strategies to provide health care delivery to communities has stationed mobile nurses in the remaining 33 electoral areas to provide services to these communities.

## **3.8.0. GOVERNANCE, CORRUPTION AND PUBLIC ACCOUNTABILITY**

### **3.8.1. Local Governance Projections**

For the proper participation of the increasing population, it is proposed that all the Area/Town Councils would be equipped and staffed to enhance their functioning. Annual revenue (IGF) is projected to increase by 10% annually.

### **3.8.2. Security Projections**

The security situation in the district needs agent attention in other to fight crime and other disaster. A barracks would therefore be constructed close to the Begoro Police Station, this would aid in the prompt mobilization of security officials in times of emergencies.

Considering the large operational area the police in the district cover, there is the need to create police posts and an additional police station for easy access by communities in distant areas. Police check points would as well be constructed at designated places. In providing these services, the following planning standards would guide the district;

A Police Station Facilities would have a; Driveway/Visitor Car Park/Accident Vehicle Parking/Station Buildings/Parade Grounds/Barracks Buildings.

The Police –Citizen Ratio in the district is 1:2792, this does not meet the UN policing standard of 1: 500 people. This implies that the backlog of 2,292 needs to be addressed in other to promote public safety and rule of law

### **3.8.3. Gender Projections**

With a dominant female population, it is proposed that more economic and political opportunities would be extended to females in the district. It is also proposed that the number of appointed women would be increased in the General Assembly.

### **3.9. ADOPTED DEVELOPMENT ISSUES, THEMATIC GOALS, OBJECTIVE AND STRATEGIES FROM NMTDPF, 2018-2021.**

The district development objectives and strategies were adopted from the NMTDPF 2018-2021. The priorities of the district were also considered in the formulation of the strategies. It is the expectation of the Assembly that the achievement of these objectives would lead to the successful realization of its goal. Below are the objectives and their corresponding strategies.

**Table 3.3: Relevant Policy Objectives and Strategies Adopted from the NMTDPF 2018-2021.**

DMTDP DIMENSIONS 2018-2021	FOCUS AREA	ADOPTED ISSUES	POLICY OBJECTIVES	STRATEGIES
ECONOMIC DEVELOPMENT	INDUSTRIALTRANSFORM ATION	Inadequate and unreliable electricity supply	Ensure energy availability and reliability	Ensure the necessary investment to upgrade, renew, and expand the power transmission and distribution network (SDG Targets 7.a, 7.b)
		Limited supply of raw materials for local industries from local sources	Enhance production and supply of quality raw materials	Provide incentives for the production and supply of quality raw materials for industry (SDG Targets 2.3, 2.c, 12.1, 12.2)
		Severe poverty and underdevelopment among peri-urban and rural communities  Limited local participation in economic development	Pursue flagship industrial Development initiatives	Build competitiveness of existing industries by supporting them with a stimulus package (SDG Targets 9.2, 9.3, 9.4, 9.b, 9.c) 2.6.2 Implement One district, One factory initiative (SDG Targets 9.2, 9.3, 9.4, 9.b, 9.c)
	PRIVATE SECTOR DEVELOPMENT	Inadequate access to affordable credit	Enhance business enabling Environment	Develop communication, advocacy and public-private dialogue to enhance the inclusive and open process of stakeholder engagement (SDG Targets 12.8, 16.7, 17.17)
		Limited access to credit for SMEs	Support entrepreneurs and SME development	Create an entrepreneurial culture, especially among the youth (SDG Targets 4.4, 8.3, 8.6)  Mobilise resources from existing financial and technical sources to support MSMEs (SDG Targets 8.10, 9.3)
AGRICULTURE AND RURAL DEVELOPMENT	AGRICULTURE AND RURAL DEVELOPMENT	Poor marketing systems High cost of production input	4.1 Promote a demand driven approach to agricultural development	Facilitate capacity building in negotiations, standards, regulations and skills development in contracting for actors along the value chain (SDG Targets 4.4, 17.9)
		Inadequate development of and investment in processing and value Addition	4.2 Ensure improved public investment	Introduce District Chambers of Agriculture, Commerce and Technology (DCACT) with the mandate to promote agribusiness through an enhanced interface between the private and public sectors at district level (SDG Target 16.6)

				4.2.7 Support the development of at least two exportable agricultural commodities in each district (SDG Targets 1.1, 1.2, 17.11)
		Low application of technology especially among smallholder farmers leading to comparatively lower yields	Improve production efficiency and yield	Establish modalities and regulatory frameworks for production of seed/planting materials, and other agro inputs, (SDG Targets 2.5, 2.a)
		Low proportion of irrigated agriculture		Reinvigorate extension services (SDG Target 2.a) Ensure effective implementation of the yield improvement programme (SDG Targets 2.1, 2.4)
		Erratic rainfall patterns		Support the development of both public and private sector large-scale irrigation schemes (SDG Targets 2.4, 17.17) Develop and promote appropriate and affordable and modern irrigation technologies for all agro-ecological zones (SDG Targets 2.4, 12.2)
		Poor storage and transportation systems	4.4 Improve postharvest management	Develop the capacity of farmers to use meteorological information (SDG Target 12.8)
		Limited application of science and technology	Enhance the application of science, Technology and innovation	Provide support for small- and medium-scale agro-processing enterprises through the One District, One Factory initiative (SDG Targets 1.2, 1.4, 2.3, 2.4, 2.a, 2.c, 8.3, 9.3, 9.4)
				Improve the effectiveness of Research-Extension-Farmer Liaison Committees (RELCs) and integrate the concept in the agriculture research system to increase participation of end users in technology development (SDG Target 2.a)
	TOURISM AND CREATIVE ARTS DEVELOPMENT	Poor tourism infrastructure and services	Diversify and expand the tourism industry for economic development	Promote and enforce local tourism and develop available and potential sites to meet international standards (SDG Target 8.9)  Mainstream tourism development in district development plans (SDG Target 8.9)
ENVIRONMENT, INFRASTRUCTURE AND HUMAN SETTLEMENTS	ENVIRONMENTAL POLLUTION	Improper disposal of solid and liquid waste	Reduce environmental pollution	Promote the use of environmentally friendly methods and products (SDG Targets 9.4, 12.4, 17.7)



	DEFORESTATION, DESERTIFICATION AND SOIL EROSION	High incidence of wildfires Inappropriate farming practices	Combat deforestation, desertification and soil erosion	Strengthen implementation of Ghana Forest Plantation Strategy and restore degraded areas within and outside forest reserves (SDG Targets 15.2, 15.3, 16.6) Ensure enforcement of National Wildfire Management Policy and local bye-laws on wildfire (SDG Targets 16.6, 16.b)
	CLIMATE VARIABILITY AND CHANGE	Low institutional capacity to adapt to climate change and undertake mitigation actions Inadequate inclusion of gender and vulnerability issues in climate change Vulnerability to climate change	Enhance climate change resilience	Collaborate with international partners to have more access to the Green Climate Fund (\$30 billion Global Fund) for climate change purposes (SDG Targets 13.a, 16.8) Promote climate-resilience policies for women and other vulnerable groups in agriculture (SDG Targets 1.5, 13.1, 13.2, 13.b, 16.6) Develop climate-responsive infrastructure (SDG Target 9.1)
	DISASTER MANAGEMENT	Weak legal and policy frameworks for disaster prevention, preparedness and response	Promote proactive planning for Disaster prevention and mitigation	Educate public and private institutions on natural and man-made hazards and disaster risk reduction (SDG Targets 3.d, 13.3) 8.1.2 Strengthen early warning and response mechanisms for disasters (SDG Targets 3.d, 13.3)
	TRANSPORT INFRASTRUCTURE (ROAD, RAIL, AND AIR) WATER	Poor quality and inadequate road transport network Rapid deterioration of roads	Improve efficiency and effectiveness of road transport Infrastructure and services	Ensure capacity improvement by constructing missing links (SDG Targets 9.1, 11.2) 9.1.2 Expand and maintain the national road network (SDG Targets 9.1, 11.2)
	DRAINAGE AND FLOOD CONTROL	Recurrent incidence of flooding Poor waste disposal practices Poor drainage system Poor landscaping	Address recurrent devastating floods	Construct storm drains in Accra and other cities and towns to address the recurrent devastating floods. (SDG Targets 9.a, 11.3) Intensify public education on indiscriminate disposal of waste (SDG Target 11.6)
	HUMAN SETTLEMENTS AND HOUSING	Weak enforcement of planning and building regulations Inadequate spatial plans for regions and MMDAs Inadequate human and institutional capacities for land use planning Inadequate housing infrastructure services	Promote sustainable, spatially integrated, balanced and orderly development of human settlements	Fully implement Land Use and Spatial Planning Act, 2016 (Act 925) (SDG Targets 16.6, 17.16)  Ensure proper urban and landscape design and implementation (SDG Targets 11.3, 11.7, 11.a)
SOCIAL DEVELOPMENT	EDUCATION AND TRAINING	Poor quality of education at all levels	Enhance inclusive and equitable access to, and participation in quality education at all levels	Continue implementation of free SHS and TVET for all Ghanaian children (SDG Target 4.1)  Expand infrastructure and facilities at all levels (SDG Target 4.a)

HEALTH AND HEALTH SERVICES	Gaps in physical access to quality healthcare Poor quality of healthcare services	Ensure affordable, equitable, easily accessible and Universal Health Coverage (UHC)	Accelerate implementation of Community-based Health Planning and Services (CHPS) policy to ensure equity in access to quality healthcare (SDG Targets 1.2, 1.3, 3.1, 3.2, 3.3, 3.8, 16.6)  2.1.2 Expand and equip health facilities (SDG Target 3.8)
	High HIV and AIDS stigmatisation and discrimination	Ensure reduction of new HIV, AIDS/STIs and other infections, especially among vulnerable groups	Intensify education to reduce stigmatisation (SDG Target 3.7)  2.4.3 Intensify behavioural change strategies, especially for high-risk groups for HIV and AIDS and TB (SDG Targets 3.3, 3.7)
FOOD AND NUTRITION SECURITY	Prevalence of hunger in certain areas	Ensure food and nutrition security (FNS)	Promote healthy diets and lifestyles (SDG Target 2.1)
	Infant and adult malnutrition		Reduce infant and adult malnutrition (SDG Target 2.2)
WATER AND ENVIRONMENTAL SANITATION	Increasing demand for household water supply	Improve access to safe and reliable water supply services for all	Provide mechanised boreholes and small-town water systems (SDG Target 6.1)
	Inadequate maintenance of facilities		Revise and facilitate District Water and Sanitation Plans (DWSPs) within MMDAs ( <b>SDG Target 16.6</b> )
	High prevalence of open defecation	Enhance access to improved and Reliable environmental sanitation services	Implement the Toilet for All and Water for All programmes under the IPEP initiative (SDG Targets 6.1, 6.2)  Develop and implement strategies to end open defecation (SDG Target 6.2)
	Poor sanitation and waste management		Review, gazette and enforce MMDA bye-laws on sanitation (SDG Targets 16.6, 16.b)
POVERTY AND INEQUALITY	High incidence of poverty	Eradicate poverty in all its forms and dimensions	Empower vulnerable people to access basic necessities of life (SDG Target 1.4)
CHILD AND FAMILY WELFARE	Limited coverage of social protection programmes targeting children	Ensure effective child protection and family welfare system	Mainstream child protection interventions in development plans and budgets of MDAs and MMDAs (SDG Targets 5.c, 16.2) Expand social protection interventions to reach all categories of vulnerable children (SDG Targets 1.3, 5.4, 10.4)

		Inadequate care for the aged	8.1 Enhance the wellbeing of the aged	Create a database on the aged to support policy making, planning, monitoring and evaluation (SDG Target 17.18)
		Gender disparities in access to economic opportunities	Promote economic empowerment of women	Improve access to education, health and skills training in income-generating activities for vulnerable persons including head porters ( <i>kayayei</i> ) (SDG Targets 3.8, 4.5)
		Inadequate and limited coverage of social protection programmes for vulnerable groups	Strengthen social protection, especially for children, women, persons with disability and the elderly	Strengthen and effectively implement existing social protection intervention programmes and expand their coverage to include all vulnerable groups (SDG Targets 1.3, 5.4, 10.4) Develop and implement productive and financial inclusion alongside the LEAP cash grant to facilitate graduation of LEAP beneficiaries from the cash transfer programme (SDG Targets 8.10, 9.3)
	DISABILITY AND DEVELOPMENT	Inadequate opportunities for persons with disabilities to contribute to society	Promote full participation of PWDs in social and economic development	Generate a database on PWDs (SDG Target 17.18)  Create avenues for PWDs to acquire credit or capital (SDG Targets 1.4, 8.10)
	Exclusion and discrimination against PWDs in matters of national development	Promote participation of PWDs in national development (SDG Targets 10.2, 16.7)		
GOVERNANCE, CORRUPTION AND PUBLIC ACCOUNTABILITY	LOCAL GOVERNMENT AND DECENTRALISATION			
		Ineffective sub-district structures	Deepen political and administrative decentralisation	Strengthen sub-district structures (SDG Targets 16.6, 17.9)
		Weak capacity of local governance practitioners		Strengthen capacity of the Institute of Local Government Studies to deliver on its mandate (SDG Targets 16.6, 17.9)
		Inadequate exploitation of local opportunities for economic growth and job creation	Improve decentralized planning	Create enabling environment for implementation of Local Economic Development (LED) and Public-Private Partnership (PPP) policies at district level (SDG Targets 17.14, 17.17)
		Limited capacity and opportunities for revenue mobilization	Strengthen fiscal decentralisation	Enhance revenue mobilisation capacity and capability of MMDAs (SDG Targets 16.6, 17.1)
		Inadequacy of and delays in central government transfers		Improve service delivery at MMDA level (SDG Targets 16.6, 16.a)

	<b>PUBLIC POLICY MANAGEMENT</b>	Ineffective M&E of implementation of development policies and plans	Enhance capacity for policy formulation and coordination	Strengthen the capacity of public institutions to undertake policy analysis, development planning, monitoring and evaluation, macro-econometric modelling and forecasting (SDG Target 17.9)
	<b>HUMAN SECURITY AND PUBLIC SAFETY</b>	Inadequate and poor quality equipment and infrastructure	Enhance security service delivery	Improve relations between law enforcement agencies and the citizenry (SDG Targets 16.7, 16.10)
	<b>CIVIL SOCIETY, AND CIVIC ENGAGEMENT</b>	Inadequate involvement of traditional authorities in national development	Improve participation of civil society (media, traditional authorities, religious bodies) in national development	Strengthen engagement with traditional authorities in development and governance processes (SDG Targets 16.7, 16.10, 17.14, 17.17) Increase support to chieftaincy (SDG Targets 16.6, 16.a) institutions

*SOURCE: FDA, DPCU, 2017.*

## **CHAPTER FOUR**

### **DEVELOPMENT PROGRAMMES AND SUB-PROGRAMMES**

#### **4.1. INTRODUCTION**

This chapter focuses on the broad development programmes and sub-programmes under the policy objectives adopted. This is to facilitate in implementing the activity based budgeting as part of the Programme-Based Budgeting (PBB) from 2018 to 2021 financial years. These programmes have their broad activities with related budgets which would inform the preparation of the annual action plans of the district in subsequent chapters.

**Table 4.1: DEVELOPMENT PROGRAMMES AND SUB-PROGRAMMES FOR 2018-2021**

<b>Goal :ECONOMIC DEVELOPMENT</b>			
<b>POLICY OBJECTIVES</b>	<b>STRATEGIES</b>	<b>PROGRAMMES</b>	<b>SUB-PROGRAMMES</b>
Ensure energy availability and reliability	Ensure the necessary investment to upgrade, renew, and expand the power transmission and distribution network (SDG Targets 7.a, 7.b)	Local Economic Development	Trade, Tourism and Industrial Development
Enhance production and supply of quality raw materials	Provide incentives for the production and supply of quality raw materials for industry (SDG Targets 2.3, 2.c, 12.1, 12.2)	Local Economic Development	Trade, Tourism and Industrial Development
Pursue flagship industrial Development initiatives	Build competitiveness of existing industries by supporting them with a stimulus package (SDG Targets 9.2, 9.3, 9.4, 9.b, 9.c) 2.6.2 Implement One district, One factory initiative (SDG Targets 9.2, 9.3, 9.4, 9.b, 9.c)	Local Economic Development	Trade, Tourism and Industrial Development
Enhance business enabling Environment	Develop communication, advocacy and public-private dialogue to enhance the inclusive and open process of stakeholder engagement (SDG Targets 12.8, 16.7, 17.17)	Local Economic Development	Trade, Tourism and Industrial Development
Support entrepreneurs and SME development	Create an entrepreneurial culture, especially among the youth (SDG Targets 4.4, 8.3, 8.6)  Mobilise resources from existing financial and technical sources to support MSMEs (SDG Targets 8.10, 9.3)	Local Economic Development	Trade, Tourism and Industrial Development
4.1 Promote a demand driven approach to agricultural development	Facilitate capacity building in negotiations, standards, regulations and skills development in contracting for actors along the value chain (SDG Targets 4.4, 17.9)	Local Economic Development	Trade, Tourism and Industrial Development
4.2 Ensure improved public investment	Introduce District Chambers of Agriculture, Commerce and Technology (DCACT) with the mandate to promote agribusiness through an enhanced interface between the private and public sectors at district level (SDG Target 16.6)		Agriculture Development

	4.2.7 Support the development of at least two exportable agricultural commodities in each district (SDG Targets 1.1, 1.2, 17.11)		
Improve production efficiency and yield	Establish modalities and regulatory frameworks for production of seed/planting materials, and other agro inputs, (SDG Targets 2.5, 2.a)  Reinvigorate extension services (SDG Target 2.a) Ensure effective implementation of the yield improvement programme (SDG Targets 2.1, 2.4)	Local Economic Development	Agriculture Development
	Support the development of both public and private sector large-scale irrigation schemes (SDG Targets 2.4, 17.17) Develop and promote appropriate and affordable and modern irrigation technologies for all agro-ecological zones (SDG Targets 2.4, 12.2)	Local Economic Development	Agriculture Development
	Develop the capacity of farmers to use meteorological information (SDG Target 12.8)	Local Economic Development	Agriculture Development
4.4 Improve postharvest management	Provide support for small- and medium-scale agro-processing enterprises through the One District, One Factory initiative (SDG Targets 1.2, 1.4, 2.3, 2.4, 2.a, 2.c, 8.3, 9.3, 9.4)	Local Economic Development	Agriculture Development
Enhance the application of science, Technology and innovation	Improve the effectiveness of Research-Extension-Farmer Liaison Committees (RELCs) and integrate the concept in the agriculture research system to increase participation of end users in technology development (SDG Target 2.a)	Local Economic Development	Agriculture Development
Diversify and expand the tourism industry for economic development	Promote and enforce local tourism and develop available and potential sites to meet international standards (SDG Target 8.9)  Mainstream tourism development in district development plans (SDG Target 8.9)	Local Economic Development	Trade, Tourism and Industrial Development
<b>Goal: ENVIRONMENT, INFRASTRUCTURE AND HUMAN SETTLEMENTS</b>			
Reduce environmental pollution	Promote the use of environmentally friendly methods and products (SDG Targets 9.4, 12.4, 17.7)	Environmental and Sanitation Management	Natural Resource Conservation and Management
Combat deforestation, desertification and soil erosion	Strengthen implementation of Ghana Forest Plantation Strategy and restore degraded areas within and outside forest reserves (SDG Targets 15.2, 15.3, 16.6) Ensure enforcement of National Wildfire Management Policy and local bye-laws on wildfire (SDG Targets 16.6, 16.b)	Environmental and Sanitation Management	Natural Resource Conservation and Management

Enhance climate change resilience	Collaborate with international partners to have more access to the Green Climate Fund (\$30 billion Global Fund) for climate change purposes (SDG Targets 13.a, 16.8) Promote climate-resilience policies for women and other vulnerable groups in agriculture (SDG Targets 1.5, 13.1, 13.2, 13.b, 16.6) Develop climate-responsive infrastructure (SDG Target 9.1)	Environmental and Sanitation Management	Natural Resource Conservation and Management
Promote proactive planning for Disaster prevention and mitigation	Educate public and private institutions on natural and man-made hazards and disaster risk reduction (SDG Targets 3.d, 13.3) 8.1.2 Strengthen early warning and response mechanisms for disasters (SDG Targets 3.d, 13.3)	Environmental and Sanitation Management	Natural Resource Conservation and Management
Improve efficiency and effectiveness of road transport Infrastructure and services	Ensure capacity improvement by constructing missing links (SDG Targets 9.1, 11.2) 9.1.2 Expand and maintain the national road network (SDG Targets 9.1, 11.2)	Infrastructure Development and Management	Infrastructure Development
Address recurrent devastating floods	Construct storm drains in Accra and other cities and towns to address the recurrent devastating floods. (SDG Targets 9.a, 11.3) Intensify public education on indiscriminate disposal of waste (SDG Target 11.6)	Environmental Management	Disaster Prevention and Management
Promote sustainable, spatially integrated, balanced and orderly development of human settlements	Fully implement Land Use and Spatial Planning Act, 2016 (Act 925) (SDG Targets 16.6, 17.16)  Ensure proper urban and landscape design and implementation (SDG Targets 11.3, 11.7, 11.a)	Infrastructure Development and Management	Physical and Spatial Planning
<b>Goal :SOCIAL DEVELOPMENT</b>			
Enhance inclusive and equitable access to, and participation in quality education at all levels	Continue implementation of free SHS and TVET for all Ghanaian children (SDG Target 4.1)  Expand infrastructure and facilities at all levels (SDG Target 4.a)	Social Services Delivery	Education and Youth Development
Ensure affordable, equitable, easily accessible and Universal Health Coverage (UHC)	Accelerate implementation of Community-based Health Planning and Services (CHPS) policy to ensure equity in access to quality healthcare (SDG Targets 1.2, 1.3, 3.1, 3.2, 3.3, 3.8, 16.6)  2.1.2 Expand and equip health facilities (SDG Target 3.8)	Social Services Delivery	Health Delivery
Ensure reduction of new HIV, AIDS/STIs and other infections, especially among vulnerable groups	Intensify education to reduce stigmatisation (SDG Target 3.7)  2.4.3 Intensify behavioural change strategies, especially for high-risk groups for HIV and AIDS and TB (SDG Targets 3.3, 3.7)	Social Services Delivery	Health Delivery
Ensure food and nutrition security (FNS)	Promote healthy diets and lifestyles (SDG Target 2.1)	Social Services Delivery	Health Delivery



	Reduce infant and adult malnutrition (SDG Target 2.2)	Social Services Delivery	Health Delivery
Improve access to safe and reliable water supply services for all	Provide mechanised boreholes and small-town water systems (SDG Target 6.1)	Infrastructure Delivery and Management	Infrastructure Development
	Revise and facilitate District Water and Sanitation Plans (DWSPs) within MMDAs (SDG Target 16.6)	Infrastructure Delivery and Management	Infrastructure Development
Enhance access to improved and Reliable environmental sanitation services	Implement the Toilet for All and Water for All programmes under the IPEP initiative (SDG Targets 6.1, 6.2)	Infrastructure Delivery and Management	Infrastructure Development
	Develop and implement strategies to end open defecation (SDG Target 6.2)		
	Review, gazette and enforce MMDA bye-laws on sanitation (SDG Targets 16.6, 16.b)	Infrastructure Delivery and Management	Infrastructure Development
Eradicate poverty in all its forms and dimensions	Empower vulnerable people to access basic necessities of life (SDG Target 1.4)	Social Services Delivery	Social Welfare and Community Development
Ensure effective child protection and family welfare system	Mainstream child protection interventions in development plans and budgets of MDAs and MMDAs (SDG Targets 5.c,16.2) Expand social protection interventions to reach all categories of vulnerable children (SDG Targets 1.3, 5.4, 10.4)	Social Services Delivery	Social Welfare and Community Development
8.1 Enhance the wellbeing of the aged	Create a database on the aged to support policy making, planning, monitoring and evaluation (SDG Target 17.18)	Social Services Delivery	Social Welfare and Community Development
Promote economic empowerment of women	Improve access to education, health and skills training in income-generating activities for vulnerable persons including head porters ( <i>kayaye</i> ) (SDG Targets 3.8, 4.5)	Social Services Delivery	Social Welfare and Community Development
Strengthen social protection, especially for children, women, persons with disability and the elderly	Strengthen and effectively implement existing social protection intervention programmes and expand their coverage to include all vulnerable groups (SDG Targets 1.3, 5.4, 10.4) Develop and implement productive and financial inclusion alongside the LEAP cash grant to facilitate graduation of LEAP	Social Services Delivery	Social Welfare and Community Development

	beneficiaries from the cash transfer programme (SDG Targets 8.10, 9.3)		
Promote full participation of PWDs in social and economic development	Generate a database on PWDs (SDG Target 17.18)  Create avenues for PWDs to acquire credit or capital (SDG Targets 1.4, 8.10)	Social Services Delivery	Social Welfare and Community Development
	Promote participation of PWDs in national development (SDG Targets 10.2, 16.7)	Social Services Delivery	Social Welfare and Community Development
<b>Goal :GOVERNANCE, CORRUPTION AND PUBLIC ACCOUNTABILITY</b>			
Deepen political and administrative decentralisation	Strengthen sub-district structures (SDG Targets 16.6, 17.9)	Management and Administration	Legislative Oversight
	Strengthen capacity of the Institute of Local Government Studies to deliver on its mandate (SDG Targets 16.6, 17.9)		
Improve decentralized planning	Create enabling environment for implementation of Local Economic Development (LED) and Public-Private Partnership (PPP) policies at district level (SDG Targets 17.14, 17.17)	Social Services Delivery	Social Welfare and Community Development
Strengthen fiscal decentralisation	Enhance revenue mobilisation capacity and capability of MMDAs (SDG Targets 16.6, 17.1)	Management and Administration	Finance
	Improve service delivery at MMDA level (SDG Targets 16.6, 16.a)	Management and Administration	
Enhance capacity for policy formulation and coordination	Strengthen the capacity of public institutions to undertake policy analysis, development planning, monitoring and evaluation, macro-econometric modelling and forecasting (SDG Target 17.9)	Management and Administration	Planning, Budgeting and Coordination
Enhance security service delivery	Improve relations between law enforcement agencies and the citizenry (SDG Targets 16.7, 16.10)	Management and Administration	Legislative Oversight
Improve participation of civil society (media, traditional authorities, religious bodies) in national development	Strengthen engagement with traditional authorities in development and governance processes (SDG Targets 16.7,16.10, 17.14, 17.17) Increase support to chieftaincy (SDG Targets 16.6, 16.a) institutions	Management and Administration	General Administration

## **4.2. PROGRAMME OF ACTION (POA)**

### **4.2.1. INTRODUCTION**

The Programme of Action was prepared for all the Programmes and Sub-programmes for the 2018-2021, these were based on the adopted objectives and strategies. Projects and activities were as well formulated through stakeholder engagement to address the issues identified.

The activities/projects in the Programme of Action were further prioritised by the DPCU with the use of a matrix as indicated in table This will guide in implementation and resource allocation.

The prioritisation was guided by the following criteria;

- i. Impact nationally (economic, social, environment);
- i. Impact spatially (e.g. nationwide/ selected region);
- ii. Have reliable source of funding;
- iii. Have identified target group(s).

Each criteria is awarded a score ranging from 0-3; 0 implying no results, 1 weak results, 2, average results and 3 very strong results or impacts.

The scores after the prioritisation process revealed that, the projects were of higher priority with regards to Management and Administration with a score of 3, followed by Local Economic Development and Environment, Infrastructure and Human Development respectively with the least being Governance, Corruption and Public Accountability which is interpreted as not being a priority.

### 4.3. DISTRICT MEDIUM-TERM DEVELOPMENT PLAN (DMTDP)

**Table 4.2: PROGRAMME OF ACTION 2018-2021**

Adopted Goal: Economic Development														
Adopted Objectives	Adopted Strategies	Programmes	Sub-Programmes	Projects/ Activities	Outcome/impact Indicators	Time frame				Indicative Budget			Implementing Agencies	
						2018	2019	2020	2021	Other	IGF	Donor	Lead	Col.
Pursue flagship industrial development initiatives	Implement One district, one factory initiative	Local Economic Development	Trade, Industry and Tourism Services	Support implementation of One District One Factory Programme	Implementation of One District One Factory Programme supported	√	√	√	√	40,000 (DACF)			Agric. Dept.	FNDA
Support Entrepreneurship and SME Development	Create an entrepreneurial culture, especially among the youth	Local Economic Development	Trade, Industry and Tourism Services	Form 20 women's groups and train them on simple book keeping and soap making	20 women's groups formed and trained on simple book keeping and soap making	√	√	√	√	8,000 (DACF/PCMO)			BAC	FNDA
				Provide & assist 10 women groups with 10 cassava graters for gari processing	10 women groups provided & assisted with 10 cassava graters for gari processing	√	√	√	√	15,000 (DACF/PCMO)			BAC	FNDA
				Training 50 farmers in Rabbit rearing and Bee keeping	50 farmers trained in Rabbit rearing and Bee keeping	√	√	√	√	10,000 (DACF/PCMO)			BAC	FNDA
				Train Women's Groups and Unemployed Youth in Soap Making	Women's Groups and Unemployed Youth trained in Soap Making	√	√	√	√	6,000 (DACF/PCMO)			BAC	FNDA
				Train women's group in pomade and powder making	Women's group trained in pomade and powder making	√	√	√	√	4,800 (DACF/PCMO)			WORKS	FNDA
				Pave Begoro market grounds	Begoro market grounds paved	√	√	√	√	300,000 (DDF)			WORKS	FNDA
				Construct animal sellers sheds	Animal sellers sheds constructed	√	√	√	√		18,000		WORKS	FNDA
				Construct gari sellers sheds	Gari sellers sheds constructed	√	√	√	√	150,000 (DDF)			WORKS	FNDA
				Promote a demand-driven approach to agricultural development	Introduce District Chamber of Agriculture, Commerce and Technology (DCACT) with the mandate to	Local Economic Development	Trade, Industry and Tourism Services	Train 60 vegetable farmers on safe use and handling of agro-chemicals	60 vegetable farmers trained on safe use and handling of agro-chemicals	√	√	√	√	12,000 (GoG)
Train farmers on general post-harvest management	Farmers trained on general post-harvest	√	√					√	√	14,000 (GoG)			Agric. Dept.	FNDA

promote agri-business through enhanced interface between the private and public sectors at the district level	practices	management practices											
	Vaccinate 6,000 dogs and 2,000 cats	6,000 dogs and 2,000 cats vaccinated	√	√	√	√	16,000 (GoG)					Agric. Dept.	FNDA
	Train 50 livestock farmers on improved housing and supplementary feeding e.g. hay and silage preparation	50 livestock farmers trained on improved housing and supplementary feeding e.g. hay and silage preparation	√	√	√	√	10,000 (GoG)					Agric. Dept.	FNDA
	Provide farming inputs and assist the youth for the planting for food and jobs creation programme	Youth provided and assisted with farming inputs for the planting for food and jobs creation programme	√	√	√	√	200,000 (DACF/MP)					Agric. Dept.	FNDA
	Support planting for food and jobs and DCART programme	Planting for food and jobs and DCART programme supported	√	√	√	√	30,000 (DACF)					Agric. Dept.	FNDA
	Hold district annual planning and performance review meetings	District annual planning and performance review meetings held	√	√	√	√	18,000 (GoG)					Agric. Dept.	FNDA
	Conduct yield studies, annual livestock and poultry survey	Yield studies, annual livestock and poultry survey conducted	√	√	√	√	28,000 (GoG)					Agric. Dept.	FNDA
	Conduct 4,608 home and farm visits annually to extend improved technologies to farmers	4,608 home and farm visits conducted annually to extend improved technologies to farmers	√	√	√	√	30,000 (GoG)					Agric. Dept.	FNDA
	Organize district level celebration of national farmers day	District level celebration of national farmers day organized	√	√	√	√	260,000 (GoG)					Agric. Dept.	FNDA
	Conduct 8 monitoring and supervision visits	8 monitoring and supervision visits conducted	√	√	√	√	8,400 (GoG)					Agric. Dept.	FNDA
	Collect and analyze agric. Data	Agric. Data collected and analyzed	√	√	√	√	16,000 (GoG)					Agric. Dept.	FNDA
	Train 50 farmers in irrigation farming techniques	50 farmers trained in irrigation farming techniques	√	√	√	√	20,000 (GoG)					Agric. Dept.	FNDA
	Train 40 value chain actors on standards, grading, packaging of vegetables to enhance	40 value chain actors trained on standards, grading, packaging of vegetables to enhance	√	√	√	√	12,000 (GOG)					Agric. Dept.	FNDA

				quality and income	quality and income										
Diversify and expand the tourism industry for economic development	Promote and enforce local tourism and develop available and potential sites to meet internationally acceptable standards	Local Economic Development	Trade, Industry and Tourism Services	Develop two (2) waterfalls	Two (2) waterfalls developed	√	√	√	√	120,000 (DACF/IGF)			Central Admin	FNDA	
				Promote tourist potentials in the District (Odumankoman Ahenfie)	Tourist potentials in the District (Odumankoman Ahenfie) promoted	√	√	√	√	200,000 (DACF/IGF)			Central Admin	FNDA	
	Mainstream tourism development in district development plans														
<b>Adopted Goal: Social Development</b>															
Adopted Objectives	Adopted Strategies	Programmes	Sub-Programmes	Projects/Activities	Outcome/impact Indicators	Time frame				Indicative Budget			Implementing Agencies		
						2018	2019	2020	2021	Other	IGF	Donor	Lead	Col.	
Enhance inclusive and equitable access to, and participation in quality education at all levels	Expand infrastructure and facilities at all levels	Social Development	Education, Youth & sports and library services	Rehabilitate 4 No. 3-Unit Classroom Blocks with ancillary facilities	4 No. 3-Unit Classroom Blocks with ancillary facilities rehabilitated	√	√	√	√	1,250,000 (DDF)			GES/Works	FDA	
				Rehabilitate 3 No. 3-Unit Classroom Blocks with ancillary facilities	3 No. 3-Unit Classroom Blocks with ancillary facilities rehabilitated	√	√	√	√	840,000 (DDF)			GES/Works	FDA	
Rehabilitate 6 No. 6-Unit Classroom Blocks with ancillary facilities	6 No. 6-Unit Classroom Blocks with ancillary facilities rehabilitated			√	√	√	√	1,500,000 (DACF)			GES/Works	FDA			
Construct teachers' quarters	Teachers' quarters constructed			√	√	√	√	1,300,000 (DDF)			GES/Works	FDA			
Renovate district library block	District library block renovated			√	√	√	√	30,000 (IGF/DDF)			GES/Works	FDA			
Complete GES office Annex	GES office Annex completed			√	√	√	√	350,000 (DDF)			Works	FDA			
Ensure inclusive education for all boys and girls with special needs															

				Purchase 12 No. motor bikes for Circuit Supervisors	12 No. motor bikes for Circuit Supervisors purchased	√	√	√	√	42,000 (DACF)			GES	FDA	
				Support my first Day at School	My first Day at School supported	√	√	√	√	60,000 (DACF)			GES	FDA	
				Support STMIE clinic	STMIE clinic supported	√	√	√	√	40,000 (DACF)			GES	FDA	
				Monitor BECE and WASSCE and organize mock exams annually	BECE and WASSCE monitored and mock exams organized annually	√	√	√	√	60,000 (DACF)			GES	FDA	
				Institute Annual Teachers award scheme	Annual Teachers award scheme instituted	√	√	√	√	60,000 (DACF)			GES	FDA	
				Support Brilliant But Needy Students	Brilliant But Needy Students supported	√	√	√	√	40,000 (DACF)			GES	FDA	
				Monitor Ghana School Feeding Prog. (GSFP)	Ghana School Feeding Prog. (GSFP) monitored	√	√	√	√	40,000 (DACF)			GES	FDA	
				Support District level Independence Anniversary Celebration	District level Independence Anniversary Celebration supported	√	√	√	√	80,000 (DACF)			GES	FDA	
Ensure affordable, equitable, easily accessible and Universal Health Coverage (UHC)	Accelerate implementation of Community-based Health Planning and Services (CHPS) policy to ensure equity in access to quality health care	Social Services Delivery	Public Health Service	Construct 5 No. CHPs compound with staff quarters	5 No. CHPs compound with staff quarters constructed	√	√	√	√	1,120,000 (DACF)			GHS/ Works	FDA	
	Expand and equip health facilities			Purchase 4 No. Motor bikes for Health directorate	4 No. Motor bikes for Health directorate purchased	√	√	√	√	14,000 (DACF)			GHS	FDA	
Reduce disability morbidity, and mortality	Intensify efforts for polio eradication Intensify education to reduce stigmatization			Support immunization programmes	Immunization programmes supported	√	√	√	√	20,000 (DACF)			GHS	FDA	

	Strengthen maternal, new born care and adolescent services			Sensitize pregnant women on safe motherhood (ANC and IPT)	Pregnant women sensitized on safe motherhood (ANC and IPT)	√	√	√	√	8,000 (DACF)			GHS	FDA				
	Intensify implementation of malaria control programme			Support Malaria programmes	Malaria programmes supported	√	√	√	√	8,000 (DACF)			GHS	FDA				
Ensure the reduction of new HIV and AIDS/STIs infections, especially among the vulnerable groups				Conduct education on HIV/AIDS and family planning	Education on HIV/AIDS and family planning conducted	√	√	√	√	10,000 (DACF)			GHS	FDA				
				Conduct awareness creation on adolescent reproductive health in schools	Awareness creation on adolescent reproductive health in schools conducted	√	√	√	√	8,000 (DACF)			GHS	FDA				
Ensure food and nutrition security	Reduce infant and adult malnutrition	Social Services Delivery	Public Health Service	Support nutrition promotion programmes	Nutrition promotion programmes supported	√	√	√	√	8,000 (DACF)			GHS	FDA				
Improve access to safe and reliable water supply services for all	Provide mechanized borehole and small town water systems	Social Services Delivery	Water and Sanitation	Facilitate the provision of 5 small town water systems	Provision of 5 small town water systems facilitated	√	√	√	√	900,000 (DACF/ NGO's)			WORKS	FDA				
Improve access to improved and reliable environmental sanitation services	Improve water production and distribution systems			Drill 30-No. boreholes fitted with hand pumps	30-No. boreholes drilled and fitted with hand pumps	√	√	√	√	350,000 (DACF)			WORKS	FDA				
	Revise and facilitate DWSPs within MMDAs			Rehabilitate 40 No. bore-holes	40 No. bore-holes rehabilitated	√	√	√	√	50,000 (DACF/ DDF)			WORKS	FDA				
				Construct 4 No. 14 Seater W.C toilets	4 No. 14 Seater W.C toilets constructed	√	√	√	√	1,020,000 (DDF)			EHSU	FDA				
				Maintain existing sanitary equipment	Existing sanitary equipment maintained	√	√	√	√	80,000 (DACF/ DDF)			EHSU	FDA				



	Implement the “Toilet for All” and “Water for All” programmes under the IPEP initiative			Promote Household toilets (CLTS)	Household toilets (CLTS) promoted	√	√	√	√	300,000 (DACF/DDF)			EHSU	FDA	
	Construct 8 institutional public toilets/urinals			8 institutional public toilets/urinals constructed	√	√	√	√	560,000 (DDF)			EHSU	FDA		
	Construct urinals			Urinals constructed	√	√	√	√		30,000		EHSU	FDA		
	Update and Review DESSAP Plan			DESSAP Plan updated and reviewed	√	√	√	√	60,000 (DACF)			EHSU	FDA		
	Level final disposal site			Final disposal site leveled	√	√	√	√	500,000 (DDF)			EHSU	FDA		
	Procure sanitary tools and equipment			Sanitary tools and equipment procured	√	√	√	√	80,000 (DACF)			EHSU	FDA		
	Procure 5 skip containers			5 skip containers procured	√	√	√	√	30,000 (DACF)			EHSU	FDA		
	Screen Food Vendors			Food Vendors screened	√	√	√	√	20,000 (DACF)			EHSU	FDA		
	Conduct sensitization programmes on sanitation and hygiene			Conduct sensitization programmes on sanitation and hygiene	√	√	√	√		20,000		EHSU	FDA		
	Support sanitation programmes and National Sanitation Days			Sanitation programmes and National Sanitation Days supported	√	√	√	√	50,000 (DACF/IGF)			EHSU	FDA		
Ensure effective child protection and family welfare system	Develop child protection management information system	Social Welfare and Community Development	Social Protection	Sensitization on child labour and child abuse in 10 communities	Sensitization on child labour and child abuse in 10 communities conducted	√	√	√	√	4,000 (DACF)			CD & SW	FDA	
	Expand social protection interventions to reach all categories of			Identify and register street children in 10 communities in the district	Street children in 10 communities in the district identified and registered	√	√	√	√	5,000 (DACF)			CD & SW	FDA	

	vulnerable children																	
	Promote implementation of policies that increase enrolment and retention in schools such as the School Feeding Programme and Capitation Grant			Support women groups in skills acquisition and livelihood programmes	Women groups in skills acquisition and livelihood programmes supported	√	√	√	√	50,000 (DACF)			CD & SW	FDA				
	Increase awareness on child protection																	
Strengthen social protection, especially for children, women, persons with disability and the elderly	Strengthen and effectively implement existing social protection programmes and expand their coverage to include all vulnerable groups	Social Welfare and Community Development	Social Protection	Meeting with LEAP beneficiaries	Meeting with LEAP beneficiaries held	√	√	√	√	2,000 (DACF)			CD & SW	FDA				
Promote full participation of PWDs in social and economic development of the country	Ensure effective implementation of the 3 percent increase in District Assemblies Common Fund disbursements to PWDs	Social Welfare and Community Development	Social Protection	Register vulnerables	Vulnerables registered	√	√	√	√	20,000 (DACF)			CD & SW	FDA				
				Give entrepreneurial skills to the physically challenged	Physically challenged trained in entrepreneurial skills	√	√	√	√	20,000 (DACF)			CD & SW	FDA				
	Generate database on PWD			Support monitoring visits to persons with disabilities (PWDs)	Monitoring visits to persons with disabilities (PWDs) supported	√	√	√	√	20,000 (DACF)			CD & SW	FDA				
				Register persons with disabilities (PWDs)	Persons with disabilities (PWDs) registered	√	√	√	√	20,000 (DACF)			CD & SW	FDA				
Enhance sports and recreational infrastructure	Develop and maintain sports and recreational infrastructure		Sports and Cultural Development	Support for sports activities	Sports activities supported	√	√	√	√	40,000 (DDF)			CD & SW	FDA				

Adopted Goal: Environment, Infrastructure and Human Settlements														
Adopted Objectives	Adopted Strategies	Programmes	Sub-Programmes	Projects/Activities	Outcome/impact Indicators	Time frame				Indicative Budget			Implementing Agencies	
						2018	2019	2020	2021	Other	IGF	Donor	Lead	Col.
Provide adequate, safe, secure, quality and affordable housing.	Improve investment for housing provision	Environment, Infrastructure and Human Settlements	Natural Resource protection	Complete 1 No. 6-Unit Storey Staff Bungalow	1 No. 6-Unit Storey Staff Bungalow completed	√	√	√	√	110,000 (DACF)			Woks	FNDA
				Renovate District Assembly Block	District Assembly Block renovated	√	√	√	√	280,000 (DACF)			Woks	FNDA
				Renovate and Refurbish District Assembly Hall	District Assembly Hall renovated and refurbished	√	√	√	√	260,000 (DACF)			Woks	FNDA
				Renovate 8 No. Staff bungalows	8 No. Staff bungalows renovated	√	√	√	√	120,000 (DACF)			Woks	FNDA
				Construct staff bungalows for District Health Director and Agric. Director	Staff bungalows for District Health Director and Agric. Director constructed	√	√	√	√	500,000 (DACF)			Woks/Central	FNDA

				Construct EU building for office accommodation	EU building for office accommodation constructed	√	√	√	√	75,000 (DACF)			Admin Works	FNDA	
Enhance climate change resilienceReduce greenhouse gases	Develop climate resilient crop cultivars and animal breeds	Natural Resource Conservation and Management	Climate Change	Construct warehouse	Warehouse constructed	√	√	√	√		200,000 (Lo CAL)		Works Dept.	FNDA	
	Promote climate resilience policies for gender and other vulnerable groups in agriculture			Construct low technology irrigation system and put 10 hectares of land under irrigation	Low technology irrigation system constructed and 10 hectares of land put under irrigation	√	√	√	√	√		100,000 (Lo CAL)		Works Dept/Agric	FNDA
	Manage climate-			Train 100 farmers in irrigation farming	100 farmers trained in irrigation farming	√	√	√	√	√		12,000		Agric. Dept.	FNDA

	induced health risks			techniques	techniques						(Lo CAL )			
	Develop climate responsive infrastructure			Plant and replace trees along rivers Akrum and Asedja	Trees planted and replaced along Akrum and Asedja rivers	√	√	√	√		10,000 (Lo CAL )		Physical Plg/ Parks and Gardens	FNDA
	Mainstreaming of climate change in national development planning and budgeting processes			Drill 1 mechanized borehole	1 mechanized borehole drilled	√	√	√	√		15,000 (Lo CAL )		Works Dept	FNDA
	Promote tree planting and green landscaping in communities					√	√	√	√					FNDA
Promote proactive planning for disaster prevention and mitigation	Educate public and private institutions on natural and man-made hazards and disaster risk reduction	Natural Resource Conservation and Management	Disaster Management	Organize disaster forums	Disaster forums organized	√	√	√	√	20,000 (DACF)			Disaster Mgt.	FNDA
	Strengthen early warning and response mechanism on			Strengthen Volunteer Group	Volunteer Group strengthened	√	√	√	√	16,000 (DACF)			Disaster Mgt.	FNDA

	disasters													
	Strengthen the capacity of the National Disaster Management			Organize community floats	Community floats organized	√	√	√	√	12,000 (DACF)			Disaster Mgt.	FNDA
	Organization (NADMO) to perform its functions effectively			Strengthen school disaster clubs and form new ones	School disaster clubs strengthened and new ones formed	√	√	√	√	12,000 (DACF)			Disaster Mgt.	FNDA
				Plant tree seedlings	Tree seedlings planted	√	√	√	√	8,000 (DACF)			Disaster Mgt.	FNDA
				Draw hazard mapping	Hazard mapping have been drawn	√	√	√	√	10,000 (DACF)			Disaster Mgt.	FNDA
				Draw contingency plan	Contingency plan have been drawn	√	√	√	√	10,000 (DACF)			Disaster Mgt.	FNDA
				Organize staff training	Staff training organized	√	√	√	√	7,000 (DACF)			Disaster Mgt.	FNDA
				Resume DDMT meetings	DDMT meetings resumed	√	√	√	√	10,000 (DACF)			Disaster Mgt.	FNDA
				Organize education campaigns and stockpile items	Education campaigns organized and items stockpiled	√	√	√	√	8,000 (DACF)			Disaster Mgt.	FNDA
				Create safe havens	Safe havens created	√	√	√	√	8,000 (DACF)			Disaster Mgt.	FNDA
Improve efficiency and effectiveness of road transport infrastructure		Expand and maintain the national road network	Infrastructure Development and Management	Roads and Transport Services	Reshape town roads and other feeder roads	Town roads and other feeder roads reshaped	√	√	√	√	2,080,000 (GoG/ DACF)			WORK S

and services														
				Construct drains	Drains constructed	√	√	√	√	470,000 (DDF)			WORKS	FNDA
				Construct culverts and U-drains	Culverts and U-drains constructed	√	√	√	√	360,000 (DDF)			WORKS	FNDA
				Construct foot bridges to link Danso Bungalow	Foot bridges to link Danso Bungalow constructed	√	√	√	√		75,000 (LoCAL)		WORKS	FNDA
				Bitumen surfacing of DCE's residency road	Bitumen surfacing of DCE's residency road Completed	√	√	√	√	280,000 (DACF)			WORKS	FNDA
Enhance application of ICT in national development	Improve telecommunications accessibility	Infrastructure Development and Management	ICT Development	Connect District Assembly Block to internet and intercom	District Assembly Block connected to internet and intercom	√	√	√	√	35,000 (DACF)			Central Admin.	FNDA
	Accelerate investment in development of ICT infrastructure			Procure 6 No. laptop, printers and projector	6 No. laptop, printers and projector procured	√	√	√	√	30,000 (DDF)			Central Admin.	FNDA
Promote a sustainable, spatially integrated, balanced and orderly development of human settlements	Ensure proper urban and landscape design and implementation	Infrastructure Development and Management	Spatial Planning	Landscape compound of district assembly administration block	Compound of district assembly administration block landscaped	√	√	√	√	70,000 (DACF)			Works	FNDA

Adopted Goal: Governance, Corruption and Public Accountability														
Adopted Objectives	Adopted Strategies	Programmes	Sub-Programmes	Projects/ Activities	Outcome/impact Indicators	Time frame				Indicative Budget			Implementing Agencies	
						2018	2019	2020	2021	Other	IGF	Donor	Lead	Col.
Deepen political and administrative decentralization	Resolve discrepancies in inter-district boundary demarcation	Governance, Corruption and Public Accountability	Planning, Budgeting, Monitoring and Evaluation	Support Street Naming and Property Number System	Street Naming and Property Number System supported	√	√	√	√	80,000 (DACF)			Physical Planning	FNDA
				Prepare planning schemes and lay outs	Planning schemes and lay outs prepared	√	√	√	√	15,000 (DACF)			Physical Planning	FNDA
Improve decentralised planning	Strengthen local level capacity for participatory planning and budgeting			Acquisition of maps and planning schemes	Maps and planning schemes acquired	√	√	√	√	30,000 (DACF)			Physical Planning	FNDA



Strengthen fiscal decentralization				Organize Public education on appropriate land use	Public education on appropriate land use organized	√	√	√	√	2,500 (DACF)			Physical Planning	FNDA
				Rehabilitate District Court	District Court rehabilitated	√	√	√	√	2,500 (DACF)			Works.	FNDA
				Construct Area Council offices	Area Council offices constructed	√	√	√	√	360,000 (DDF)			Works	FNDA
Improve popular participation at regional and district levels	Strengthen local capacity for spatial planning			Support sub-district structures	Sub-district structures supported	√	√	√	√	250,000 (DACF)			Central Admin	FNDA
Enhance capacity for policy formulation and coordination	Create enabling environment for the implementation of the Local Economic Development (LED) and Public Private Partnership (PPP) policies at the district level			Support community initiated projects	Community initiated projects supported	√	√	√	√	250,000 (DACF)			Works	FNDA
				Review of Plans (DMTDP & AAPS)	Plans (DMTDP & AAPS) reviewed	√	√	√	√	35,000 (DACF)			Central Admin	FNDA
Enhance security service delivery				Implement Popular Participation Activities (Budget Hearings/reviews, Fee Fixing Consultations, DMTDP)	Popular Participation Activities (Budget Hearings/reviews, Fee Fixing Consultations, DMTDP) implemented	√	√	√	√	160,000 (DACF)			Central Admin	FNDA
				Support for M&E activities	M&E activities supported	√	√	√	√	350,000 (DACF)			Central Admin	FNDA
Promote the fight against corruption and economic crimes				Train ten (10) Town/Area Councils and Unit Committees in their functional areas	Ten (10) Town/Area Councils and Unit Committees trained in their functional areas	√	√	√	√	20,000 (DDF)			Central Admin	FNDA
Improve participation of Civil society	Ensure implementation of planning and			Train 200 revenue collectors in revenue collection and institute	200 revenue collectors trained in revenue collection and annual	√	√	√	√	40,000 (DDF)			Finance Dept.	FNDA

(media, traditional authorities, religious bodies) in national development	budgeting provisions in LI 2232 and the Public Financial Management Act 2016 (Act 921)			annual award schemes	award schemes instituted									
				Revenue data updates	Revenue data updated	√	√	√	√	50,000 (DDF)			Finance Dept.	FNDA
	Enhance revenue mobilization capacity and capability of MMDAs			Revaluation of properties	Properties revaluated	√	√	√	√	300,000 (DDF)			Finance Dept.	FNDA
				Educate the public on the need to meet their tax obligations	Public educated on the need to meet their tax obligations	√	√	√	√		10,000		Finance Dept.	FNDA
				Provide logistics for revenue collectors	Logistics for revenue collectors provided	√	√	√	√		20,000		Finance Dept.	FNDA
				Procure office furniture	Office furniture procured	√	√	√	√		50,000 (DA CF)		Central Admin	FNDA
				Support National Celebrations and Protocol functions	National Celebrations and Protocol functions supported	√	√	√	√		80,000 (DA CF)		Central Admin	FNDA
				Purchase office equipment ( Tables, chairs, 10 No. cabinet)	Office equipment ( Tables, chairs, 10 No. cabinet) purchased	√	√	√	√		50,000 (DA CF)		Central Admin	FNDA
				Purchase stationary	Stationary purchased	√	√	√	√		200,000 (DA CF)		Central Admin	FNDA
				Promote effective stakeholder involvement in	O&M of vehicles	O&M of vehicles	√	√	√	√		500,000 (DA CF)		Central Admin

development planning process, local democracy and accountability				Purchase 2 No. Toyota Cabin Pickup	2 No. Toyota Cabin Pickup purchased	√	√	√	√		300,0 00 (DA CF)		Central Admin	FNDA
				Support to other departments	Other departments supported	√	√	√	√		100,0 00 (DA CF)		Central Admin	FNDA

Enhance capacity for policy formulation and coordination	Strengthen the implementation of development plans		Train drivers and transport officers on comprehensive driving skills and vehicle maintenance	Drivers and transport officers trained on comprehensive driving skills and vehicle maintenance	√	√	√	√	8,000 (DDF)			Central Admin	FDA	
			Train environmental unit staff on report writing and documentation	Environmental unit staff trained on report writing and documentation	√	√	√	√	6,000 (DDF)			Central Admin	FDA	
			Train staff on effective communication and minutes writing	Staff trained on effective communication and minutes writing	√	√	√	√	10,000 (DDF)			Central Admin	FDA	
			Train Heads of department/Unit on change management	Heads of department/Unit trained on change management	√	√	√	√	7,000 (DDF)			Central Admin	FDA	
			Train staff on Risk and Safety management	Staff trained on Risk and Safety management	√	√	√	√	5,000 (DDF)			Central Admin	FDA	
			Train staff on cultivating maintenance culture	Staff trained on cultivating maintenance culture	√	√	√	√	10,000 (DDF)			Central Admin	FDA	

				for public property	for public property									
				Sponsor capacity building programmes for staff	Capacity building programmes for staff sponsored	√	√	√	√	900,000 (DDF)			Central Admin	FDA
Enhance security service delivery	Improve relations between law enforcement agencies and the citizenry			Refresher training for all Assembly members	Refresher training conducted for all Assembly members	√	√	√	√	30,000 (DDF)			Central Admin	FDA
				Establish police posts	Police posts established	√	√	√	√	450,000 (DACF/DDF)			GPS	FDA
				Create access road to office of Fire Service and Police Quarters/barracks	Access road to office of Fire Service and Police Quarters/barracks created	√	√	√	√	10,000 (DACF)			Works/ Fire service	FDA
				Provide and maintain streetlights	Streetlights provided and maintained	√	√	√	√	100,000 (DACF/IGF)			Works	FDA
Promote the fight against corruption and economic crimes	Ensure the continued implementation of the National Anti-Corruption Action Plan (NACAP)			Support for security activities	Security activities supported	√	√	√	√	850,000 (DACF)			GPS/ Central Admin.	FDA
				Organize sports activities to sensitize the public on corruption	Sports activities organized to sensitize the public on corruption	√	√	√	√	4,000 (DACF)			Central Admin.	FDA
				Organize public education and awareness creation on anti-corruption	Public education and awareness creation on anti-corruption organized	√	√	√	√	4,000 (DACF)			Central Admin.	FDA
				Create civic awareness to enable public demand accountability on corruption	Civic awareness created to enable public demand accountability on corruption	√	√	√	√	4,000 (DACF)			Central Admin.	FDA

Improve participation of Civil society (media, traditional authorities, religious bodies) in national development	Strengthen the engagement with traditional authorities in development and governance processes			Support to Traditional Authorities	Traditional Authorities supported	√	√	√	√	100,000 (DACF)			Central Admin.	FDA
Promote culture in the development process	Mainstream culture in all aspect of national development			Support Cultural activities	Cultural activities supported	√	√	√	√	20,000 (DDF)			Central Admin.	FDA

SOURCE: FDA, DPCU, 2017.

**Table 4.3: Prioritization Programme Matrix**

PROGRAMME	CRITERIA				Total Score	Rank
	Social impact (Educational, health, etc.)	Economic Impact (e.g. employment generation, poverty reduction)	Environmental impact (e.g. climate change, green economy, etc.)	Spatial impact (e.g. nationwide / selected region)		
<b>PROGRAMME 1:</b> Local Economic Development	2	3	3	1	9/4=2.3	2 <sup>nd</sup>
<b>PROGRAMME 2:</b> Social Services Delivery	3	2	0	2	7/4=1.8	4 <sup>th</sup>

<b>PROGRAMME 3:</b> Social Welfare and Community Development	1	3	0	1	5/4=1.3	5 <sup>th</sup>
<b>PROGRAMME 4:</b> Management and Administration	3	3	3	3	12/4=3	1 <sup>st</sup>
<b>PROGRAMME 5:</b> Environment, Infrastructure and Human Settlements	1	1	3	3	8/4=2	3 <sup>rd</sup>
<b>PROGRAMME 6:</b> Governance, Corruption and Public Accountability	0	2	0	2	4/4=1	6 <sup>th</sup>

*SOURCE: FDA, DPCU, 2017.*

#### **4.4. INDICATIVE FINANCIAL PLAN**

This section is on the indicative financial strategy for the period 2018-2021. In implementing the programmes and projects for the planned period, the district came up with strategies to mobilize and utilize financial resources for the DMTDP. This includes sources of revenue/funding such as the IGF, central government inflows, the DACF, DDF and other Donor funds.

The financial strategy would as well spell out expenditure areas which includes recurrent and capital expenditures. It is envisaged however that about **GHC21,953,200.00** would be required to implement the projects and programmes of the District.



**Table 4.4: Indicative Financial Strategy**

PROGRAMME	TOTAL COST 2018 - 2021	EXPECTED REVENUE						SUMMARY OF RESOURCE MOBILISATION STRATEGY	ALTERNATIVE COURSE OF ACTION
		GOG	IGF	DONOR	OTHERS	TOTAL REVENUE	GAP		
Economic Development	1,546,200.00	84,000.00	159,600.00	-	1,302,000.00	1,545,600.00	(600.00)	Update of revenue data	Set targets for revenue collectors
Social Development	10,988,000.00		238,946.40	-	855,310.93	1,094,257.33	(9,893,742.67)	Commitment deliver on deliverables	Pass DPAT for DDF and DACF funds
Environment, Infrastructure and Human Settlements	3,400,000.00		355,782.00	-	10,620,800.40	10,976,582.00	7,576,582.00	Public education to create awareness on the citizens tax obligation	Conduct regular public fora
Management and Administration	3,418,000.00	1,259,250.47	1,791,720	315,000	1,918,023.03	5,283,993.50	1,865,993.50	Prosecute tax defaulters	Sensitize the public on fee fixing resolutions and the use of tax payers monies
Governance, Corruption and Public Accountability	2,420,000.00	37,800.00	399,000.00	-	965,987.40	1,402,787.00	(1017213.00)	Train revenue collectors	Award best performing revenue collectors
<b>GRAND TOTAL</b>	21,953,200.00					13,852,628.00	(8,100,572.00)		

SOURCE: FDA, DPCU, 2017.

## **CHAPTER FIVE**

### **ANNUAL ACTION PLANS 2018-2021**

#### **5.1 INTRODUCTION**

The District Annual Action Plan was derived out of the Composite Programme of Action (POA) and comprises of the various activities to be undertaken from 2018-2021 indicating the time frame, budget, indicators, sources of funding, and implementing agencies in the various locations of the district.

**Table 5.1: 2018 ANNUAL ACTION PLAN**

**Goal: Economic Development**

	Projects/ Activities	Location	Output	Time frame				Indicative Budget			Implementing Agencies	
				1 <sup>st</sup> Qtr	2 <sup>nd</sup> Qtr	3 <sup>rd</sup> Qtr	4 <sup>th</sup> Qtr	Other	IGF	Donor	Lead	Col.
1	Support implementation of One District One Factory Programme	District wide	Implementation of One District One Factory Programme supported					10,000 (DACF)			Agric. Dept.	FNDA
2	Form 20 women's groups and train them on simple book keeping and soap making	District wide	20 women's groups formed and trained on simple book keeping and soap making					2,000 (DACF/PCMO)			BAC	FNDA
3	Provide & assist 10 women groups with 10 cassava graters for gari processing	District wide	10 women groups provided & assisted with 10 cassava graters for gari processing					3,750 (DACF/PCMO)			BAC	FNDA
4	Train 50 farmers in Rabbit rearing and Bee keeping	District wide	50 farmers trained in Rabbit rearing and Bee keeping					2,500 (DACF/PCMO)			BAC	FNDA
5	Train Women's Groups and Unemployed Youth in Soap Making	District wide	Women's Groups and Unemployed Youth trained in Soap Making					1,500 (DACF/PCMO)			BAC	FNDA
6	Train women's group in pomade and powder making	District wide	Women's group trained in pomade and powder making					1,200 (DACF/PCMO)			WORKS	FNDA
7	Construct 2 No. 20-Unit Open Market Shed and urinal at Begoro market	Begoro	2 No. 20-Unit Open Market Shed constructed					75,000 (DDF)			WORKS	FNDA

8	Construct animal sellers sheds	Ahomahomaso	Animal sellers sheds constructed						4,500		WORKS	FNDA
9	Construct gari sellers sheds	Ahomahomaso	Gari sellers sheds constructed					37,500 (DDF)			WORKS	FNDA
10	Train 60 vegetable farmers on safe use and handling of agro-chemicals	District wide	60 vegetable farmers trained on safe use and handling of agro-chemicals					3,000 (GoG)			Agric. Dept.	FNDA
11	Train farmers on general post-harvest management practices	District wide	Farmers trained on general post-harvest management practices					3,500 (GoG)			Agric. Dept.	FNDA
12	Vaccinate 6,000 dogs and 2,000 cats	District wide	6,000 dogs and 2,000 cats vaccinated					4,000 (GoG)			Agric. Dept.	FNDA
13	Train 50 livestock farmers on improved housing and supplementary feeding e.g. hay and silage preparation	District wide	50 livestock farmers trained on improved housing and supplementary feeding e.g. hay and silage preparation					2,500 (GoG)			Agric. Dept.	FNDA
14	Provide farming inputs and assist the youth for the planting for food and jobs creation programme	District wide	Youth provided and assisted with farming inputs for the planting for food and jobs creation programme					50,000 (DACF/MP)			Agric. Dept.	FNDA
15	Support planting for food and jobs and DCART programme	District wide	Planting for food and jobs and DCART programme supported					7,500 (DACF)			Agric. Dept.	FNDA
16	Hold district annual planning and performance review meetings	Begoro	District annual planning and performance review meetings held					4,500 (GoG)			Agric. Dept.	FNDA

17	Conduct yield studies, annual livestock and poultry survey	District wide	Yield studies, annual livestock and poultry survey conducted					7,000 (GoG)			Agric. Dept.	FNDA
18	Conduct 4,608 home and farm visits annually to extend improved technologies to farmers	District wide	4,608 home and farm visits conducted annually to extend improved technologies to farmers					7,500 (GoG)			Agric. Dept.	FNDA
19	Organize district level celebration of national farmers day	District wide	District level celebration of national farmers day organized					65,000 (GoG)			Agric. Dept.	FNDA
20	Conduct 8 monitoring and supervision visits	District wide	8 monitoring and supervision visits conducted					2,100 (GoG)			Agric. Dept.	FNDA
21	Collect and analyze agric. Data	District wide	Agric. Data collected and analyzed					4,000 (GoG)			Agric. Dept.	FNDA
22	Train 50 farmers in irrigation farming techniques	District wide	50 farmers trained in irrigation farming techniques					5,000 (GoG)			Agric. Dept.	FNDA
23	Train 40 value chain actors on standards, grading, packaging of vegetables to enhance quality and income	District wide	40 value chain actors trained on standards, grading, packaging of vegetables to enhance quality and income					3,000 (GOG)			Agric. Dept.	FNDA
24	Develop 1 No. waterfall	Begoro	One waterfall developed					30,000 (DACF/IGF)			Central Admin	FNDA
25	Promote tourist potentials in the District (Oduma nkoman Ahenfie)	Aboabo	Tourist potentials in the District (Oduma nkoman Ahenfie) promoted					50,000 (DACF/IGF)			Central Admin	FNDA

SOURCE: FDA, DPCU, 2017.

**Goal: Social Development**

	Projects/ Activities	Location	Output	Time frame				Indicative Budget			Implementing Agencies	
				1 <sup>st</sup> Qtr	2 <sup>nd</sup> Qtr	3 <sup>rd</sup> Qtr	4 <sup>th</sup> Qtr	Other	IGF	Donor	Lead	Col.
26	Construct 2 No. 3-Unit Classroom Blocks with ancillary facilities	Abourso R/C Primary and Zion Primary	2 No. 3-Unit Classroom Blocks with ancillary facilities rehabilitated					312,500 (DDF)			GES/ Works	FNDA
27	Construct 1 No. 6-Unit Classroom Blocks with ancillary facilities at Begoro Anglican Primary		3 No. 3-Unit Classroom Blocks with ancillary facilities rehabilitated					210,000 (DACF)			GES/ Works	FNDA
28	Complete GES office Annex	District wide	GES office Annex completed					87,500 (DDF)			Works	FNDA
29	Purchase 7 No. motor bikes for Circuit Supervisors	District wide	12 No. motor bikes for Circuit Supervisors purchased					7,500 (DACF)			GES	FNDA
30	Support my first Day at School	District wide	My first Day at School supported					15,000 (DACF)			GES	FNDA
31	Support STMIE clinic	District wide	STMIE clinic supported					10,000 (DACF)			GES	FNDA
32	Monitor BECE and WASSCE and organize mock exams annually	District wide	BECE and WASSCE monitored and mock exams organized annually					15,000 (DACF)			GES	FNDA

33	Institute Annual Teachers award scheme	District wide	Annual Teachers award scheme instituted					15,000 (DACF)			GES	FNDA
34	Support Brilliant But Needy Students	District wide	Brilliant But Needy Students supported					10,000 (DACF)			GES	FNDA
35	Monitor Ghana School Feeding Prog. (GSFP)	District wide	Ghana School Feeding Prog. (GSFP) monitored					10,000 (DACF)			GES	FNDA
36	Support District level Independence Anniversary Celebration	District wide	District level Independence Anniversary Celebration supported					20,000 (DACF)			GES	FNDA
37	Support immunization programmes	District wide	Immunization programmes supported					5,000 (DACF)			GHS	FNDA
38	Sensitize pregnant women on safe motherhood (ANC and IPT)	District wide	Pregnant women sensitized on safe motherhood (ANC and IPT)					2,000 (DACF)			GHS	FNDA
39	Support Malaria programmes	District wide	Malaria programmes supported					2,000 (DACF)			GHS	FNDA
40	Conduct education on HIV/AIDS and family planning	District wide	Education on HIV/AIDS and family planning conducted					2,500 (DACF)			GHS	FNDA
41	Conduct awareness creation on adolescent reproductive health in schools	District wide	Awareness creation on adolescent reproductive health in schools conducted					2,000 (DACF)			GHS	FNDA
42	Support nutrition promotion programmes	District wide	Nutrition promotion programmes supported					2,000 (DACF)			GHS	FNDA
43	Facilitate the provision of 3 small town water systems	Bontrease, Abaase, and Akoradako	Provision of 5 small town water systems					225,000 (DACF/N)			WORKS	FNDA

			facilitated					GO's)				
44	Drill 10-No. boreholes fitted with hand pumps	District wide	10-No. boreholes drilled and fitted with hand pumps					150,000 (DACF)			WORKS	FNDA
45	Rehabilitate 10 No. bore-holes	District wide	10 No. bore-holes rehabilitated					50,000 (DACF/DF)			WORKS	FNDA
46	Construct 1 No. 14 Seater W.C toilets	Abaase	1 No. 14 Seater W.C toilets constructed					80,000 (DDF)			EHSU	FNDA
47	Maintain existing sanitary equipment	District wide	Existing sanitary equipment maintained					20,000 (DACF/DF)			EHSU	FNDA
48	Promote Household toilets (CLTS)	District wide	Household toilets (CLTS) promoted					75,000 (DACF/DF)			EHSU	FNDA
49	Form and Train WATSAN committee members on their roles and borehole management	Papramantang and Besiboum	WATSAN committee members trained					10,000 (LoCAL)			DWST	FNDA
50	Update and Review DESSAP Plan	District wide	DESSAP Plan updated and reviewed					15,000 (DACF)			EHSU	FNDA
51	Level final disposal site	District wide	Final disposal site leveled					125,000 (DDF)			EHSU	FNDA
52	Procure sanitary tools and equipment	District wide	Sanitary tools and equipment procured					20,000 (DACF)			EHSU	FNDA
53	Procure 5 skip containers	District wide	5 skip containers					7,500			EHSU	FNDA



			procured					(DACF)				
54	Screen Food Vendors	District wide	Food Vendors screened					5,000 (DACF)			EHSU	FNDA
55	Conduct sensitization programmes on sanitation and hygiene	District wide	Conduct sensitization programmes on sanitation and hygiene						5,000		EHSU	FNDA
56	Support sanitation programmes and National Sanitation Days	District wide	Sanitation programmes and National Sanitation Days supported					12,500 (DACF/IGF)			EHSU	FNDA
57	Sensitization on child labour and child abuse in 10 communities	District wide	Sensitization on child labour and child abuse in 10 communities conducted					1,000 (DACF)			CD & SW	FNDA
58	Identify and register street children in 10 communities in the district	District wide	Street children in 10 communities in the district identified and registered					1,250 (DACF)			CD & SW	FNDA
59	Train 100 women in Soap and Gari making and Packaging	Ahomahomasu, Nhyerenease, Akoradarko, Feyiase and Apaah	Women groups trained in Soap and Gari making and Packaging					20,000 (DACF)			CD & SW	FNDA
60	Meeting with LEAP beneficiaries	District wide	Meeting with LEAP beneficiaries held					500 (DACF)			CD & SW	FNDA
61	Register vulnerables	District wide	Vulnerables registered					5,000 (DACF)			CD & SW	FNDA
62	Give entrepreneurial skills to the physically challenged	District wide	Physically challenged trained in entrepreneurial skills					5,000 (DACF)			CD & SW	FNDA
63	Support monitoring visits to persons with disabilities (PWDs)	District wide	Monitoring visits to persons with disabilities					5,000 (DACF)			CD & SW	FNDA

			(PWDs) supported									
64	Register persons with disabilities (PWDs)	District wide	Persons with disabilities (PWDs) registered					5,000 (DACF)			CD & SW	FNDA
65	Support for sports activities	District wide	Sports activities supported					10,000 (DDF)			CD & SW	FNDA

**Goal: Environment, Infrastructure and Human Settlements**

	Projects/ Activities	Location	Outcome/impact Indicators	Time frame				Indicative Budget			Implementing Agencies	
				1 <sup>st</sup> Qtr	2 <sup>nd</sup> Qtr	3 <sup>rd</sup> Qtr	4 <sup>th</sup> Qtr	Other	IGF	Donor	Lead	Col.
66	Complete 1 No. 6-Unit Storey Staff Bungalow	Begoro	1 No. 6-Unit Storey Staff Bungalow completed					27,500 (DACF)			Woks	FNDA
67	Renovate 3 No. Staff bungalows	Begoro	3 No. Staff bungalows renovated					30,000 (DACF)			Woks	FNDA
68	Construct staff bungalows for District Health Director and	Begoro	Staff bungalows for District Health Director constructed					125,000 (DACF)			Woks/ Central	FNDA
69	Construct EU building for office accommodation	Begoro	EU building for office accommodation constructed					18,750 (DACF)			Admin Works	FNDA
70	Construct 2 boreholes	Beseboum and	2 boreholes constructed						3,750		Works	FNDA

		Papramantang						(LoCA L)		Dept	
71	Organize disaster forums	District wide	Disaster forums organized					5,000 (DACF)		Disaster Mgt.	FNDA
72	Strengthen Volunteer Group	District wide	Volunteer Group strengthened					4,000 (DACF)		Disaster Mgt.	FNDA
73	Organize community floats	District wide	Community floats organized					3,000 (DACF)		Disaster Mgt.	FNDA
74	Strengthen school disaster clubs and form new ones	District wide	School disaster clubs strengthened and new ones formed					3,000 (DACF)		Disaster Mgt.	FNDA
75	Plant tree seedlings	District wide	Tree seedlings planted					2,000 (DACF)		Disaster Mgt.	FNDA
76	Draw hazard mapping	District wide	Hazard mapping have been drawn					2,500 (DACF)		Disaster Mgt.	FNDA
77	Draw contingency plan	District wide	Contingency plan have been drawn					2,500 (DACF)		Disaster Mgt.	FNDA
78	Organize staff training	District wide	Staff training organized					1,750 (DACF)		Disaster Mgt.	FNDA
79	Resume DDMT meetings	District wide	DDMT meetings resumed					2,500 (DACF)		Disaster Mgt.	FNDA
80	Organize education campaigns and stockpile items	District wide	Education campaigns organized and items stockpiled					2,000 (DACF)		Disaster Mgt.	FNDA
81	Create safe havens	District wide	Safe havens created					2,000 (DACF)		Disaster Mgt.	FNDA

82	Reshape town roads and other feeder roads	District wide	Town roads and other feeder roads reshaped					520,000 (GoG/ DACF)			WORKS	FNDA
83	Construct drains	Begoro	Drains constructed					7,500 (DDF)			WORKS	FNDA
84	Construct foot bridges to link Danso Bungalow	Begoro	Foot bridges to link Danso Bungalow constructed							75,000(Lo CAL)	WORKS	FNDA
85	Procure 6 No. laptop, printers and projector	Begoro	6 No. laptop, printers and projector procured					7,500 (DDF)			Central Admin.	FNDA
86	Landscape compound of district assembly administration block	Begoro	Compound of district assembly administration block landscaped					17,500 (DACF)			Works	FNDA

SOURCE: FDA, DPCU, 2017.

**Goal: Governance, Corruption and Public Accountability**

Projects/	Location	Outcome/impact	Time frame	Indicative Budget	Implementing
-----------	----------	----------------	------------	-------------------	--------------

	Activities		Indicators								Agencies	
				1 <sup>st</sup> Qtr	2 <sup>nd</sup> Qtr	3 <sup>rd</sup> Qtr	4 <sup>th</sup> Qtr	Other	IGF	Don or	Lead	Col.
87	Support Street Naming and Property Number System	District wide	Street Naming and Property Number System supported					20,000 (DACF)			Physical Planning	FNDA
88	Prepare planning schemes and lay outs	District wide	Planning schemes and lay outs prepared					3,750 (DACF)			Physical Planning	FNDA
89	Acquisition of maps and planning schemes	District wide	Maps and planning schemes acquired					7,500 (DACF)			Physical Planning	FNDA
90	Organize Public education on appropriate land use	District wide	Public education on appropriate land use organized					625 (DACF)			Physical Planning	FDA
91	Rehabilitate District Court	Begoro	District Court rehabilitated					625 (DACF)			Works.	FDA
92	Support sub-district structures	District wide	Sub-district structures supported					62,500 (DACF)			Central Admin	FNDA
93	Support community initiated projects	District wide	Community initiated projects supported					62,500 (DACF)			Works	FNDA
94	Review of Plans (DMTDP & AAPS)	District wide	Plans (DMTDP & AAPS) reviewed					8,750 (DACF)			Central Admin	FNDA
95	Implement Popular Participation Activities (Budget Hearings/reviews, Fee Fixing Consultations, DMTDP)	District wide	Popular Participation Activities (Budget Hearings/reviews, Fee Fixing Consultations, DMTDP) implemented					40,000 (DACF)			Central Admin	FNDA

96	Support for M&E activities	District wide	M&E activities supported					87,500 (DACF)			Central Admin	FNDA
97	Train ten (10) Town/Area Councils and Unit Committees in their functional areas	District wide	Ten (10) Town/Area Councils and Unit Committees trained in their functional areas					5,000 (DDF)			Central Admin	FNDA
98	Train 200 revenue collectors in revenue collection and institute annual award schemes	District wide	200 revenue collectors trained in revenue collection and annual award schemes instituted					10,000 (DDF)			Finance Dept.	FNDA
99	Revenue data updates	District wide	Revenue data updated					12,500 (DDF)			Finance Dept.	FNDA
100	Educate the public on the need to meet their tax obligations	District wide	Public educated on the need to meet their tax obligations						2,500		Finance Dept.	FNDA
101	Provide logistics for revenue collectors	District wide	Logistics for revenue collectors provided						5,000		Finance Dept.	FNDA
102	Procure office furniture	Begoro	Office furniture procured						12,500 (DACF)		Central Admin	FNDA
103	Support National Celebrations and Protocol functions	District wide	National Celebrations and Protocol functions supported						20,000 (DACF)		Central Admin	FNDA
104	Purchase office equipment ( Tables, chairs, 10 No. cabinet)	District wide	Office equipment ( Tables, chairs, 10 No. cabinet) purchased						12,500 (DACF)		Central Admin	FNDA
105	Purchase stationary	Begoro	Stationary purchased						50,000 (DACF)		Central Admin	FNDA
106	O&M of vehicles	Begoro	O&M of vehicles						125,000		Central	FNDA

								(DACF)		Admin	
107	Train drivers and transport officers on comprehensive driving skills and vehicle maintenance	Begoro	Drivers and transport officers trained on comprehensive driving skills and vehicle maintenance					2,000 (DDF)			Central Admin FNDA
108	Train environmental unit staff on report writing and documentation	Begoro	Environmental unit staff trained on report writing and documentation					1,500 (DDF)			Central Admin FNDA
109	Train staff on effective communication and minutes writing	Begoro	Staff trained on effective communication and minutes writing					2,500 (DDF)			Central Admin FNDA
110	Train Heads of department/Unit on change management	Begoro	Heads of department/Unit trained on change management					1,750 (DDF)			Central Admin FNDA
111	Train staff on Risk and Safety management	Begoro	Staff trained on Risk and Safety management					1,250 (DDF)			Central Admin FNDA
112	Train staff on cultivating maintenance culture for public property	Begoro	Staff trained on cultivating maintenance culture for public property					2,500 (DDF)			Central Admin FNDA
113	Sponsor capacity building programmes for staff	Begoro	Capacity building programmes for staff sponsored					225,000 (DDF)			Central Admin FNDA
114	Refresher training for all Assembly members	Begoro	Refresher training conducted for all Assembly members					1,875 (DDF)			Central Admin FNDA
115	Provide and maintain	District wide	Streetlights provided					25,000			Works FNDA

	streetlights		and maintained					(DACF/IGF )				
116	Support for security activities	District wide	Security activities supported					212,500 (DACF)			GPS/ Central Admin.	FNDA
117	Organize sports activities to sensitize the public on corruption	District wide	Sports activities organized to sensitize the public on corruption					4,000 (DACF)			Central Admin.	FNDA
118	Organize public education and awareness creation on anti-corruption	District wide	Public education and awareness creation on anti-corruption organized					4,000 (DACF)			Central Admin.	FNDA
119	Create civic awareness to enable public demand accountability on corruption	Dedeso	Civic awareness created to enable public demand accountability on corruption					4,000 (DACF)			Central Admin.	FNDA
120	Support to Traditional Authorities	District wide	Traditional Authorities supported					25,000 (DACF)			Central Admin.	FNDA
121	Support Cultural activities	District wide	Cultural activities supported					5,000 (DDF)			Central Admin.	FNDA
122	Construction of 1 No. 6-Unit classroom block with portable water (borehole fitted with hand pump)	Meyiwa Krobo	1 No.6 Classroom block with borehole constructed					95,685.55 (SIF)			GES	FNDA
123	Construction of 1 No. Teachers' Quarters with portable water (borehole fitted with hand pump)	Meyiwa Bosanko	1 No. Teachers quarters with borehole constructed					99,916.65 (SIF)			GES	FNDA
124	Construction of 1 No. Clinic with portable water (borehole fitted with hand pump)	Kplandey	1 No. Clinic with borehole constructed					99,916.65 (SIF)			GHS	FNDA



125	Construction of 2 No. Maternity home with portable water (borehole fitted with hand pump)	Ahomahomasu	2 No. Maternity home with borehole constructed					69,955.18 (SIF)			GHS	FNDA
126	Construction of 2 No. Maternity home with portable water (borehole fitted with hand pump)	Abuorso	2 No. Maternity home with borehole constructed					69,955.18 (SIF)			GHS	FNDA
127	Construction of 2 No. Nurses' Quarters with portable water (borehole fitted with hand pump)	Hemang	2 No. Nurses quarters with borehole constructed					18,133.75 (SIF)			GHS	FNDA
128	Construction of 2 No. Nurses' Quarters with portable water (borehole fitted with hand pump)	Adakope	2 No. Nurses quarters with borehole constructed					127,820.70 (SIF)			GHS	FNDA
129	Construction of 1 No. Community Mechanized Borehole	Dorminase	1 No. Community mechanized borehole constructed					9,470.75 (SIF)			WORKS	FNDA
130	Construction of culverts and simple Drains	Begoro	Culverts and simple drains constructed					9,470.75 (SIF)			WORKS	FNDA
<b>TOTAL</b>								<b>GHC 4,489,885.60</b>				

SOURCE: FDA, DPCU, 2017.

**Table 5.2: 2019 ANNUAL ACTION PLAN**

**Goal: Economic Development**

Projects/ Activities	Location	Output	Time frame	Indicative Budget	Implementing Agencies
-------------------------	----------	--------	------------	-------------------	--------------------------

				1 <sup>st</sup> Qtr	2 <sup>nd</sup> Qtr	3 <sup>rd</sup> Qtr	4 <sup>th</sup> Qtr	Other	IGF	Donor	Lead	Col.
1	Support implementation of One District One Factory Programme	District wide	Implementation of One District One Factory Programme supported					10,000 (DACF)			Agric. Dept.	FNDA
2	Form 20 women's groups and train them on simple book keeping and soap making	District wide	20 women's groups formed and trained on simple book keeping and soap making					2,000 (DACF/PCMO)			BAC	FNDA
3	Provide & assist 10 women groups with 10 cassava graters for gari processing	District wide	10 women groups provided & assisted with 10 cassava graters for gari processing					3,750 (DACF/PCMO)			BAC	FNDA
4	Train 50 farmers in Rabbit rearing and Bee keeping	District wide	50 farmers trained in Rabbit rearing and Bee keeping					2,500 (DACF/PCMO)			BAC	FNDA
5	Train Women's Groups and Unemployed Youth in Soap Making	District wide	Women's Groups and Unemployed Youth trained in Soap Making					1,500 (DACF/PCMO)			BAC	FNDA
6	Train women's group in pomade and powder making	District wide	Women's group trained in pomade and powder making					1,200 (DACF/PCMO)			WORKS	FNDA
7	Pave Begoro market grounds	Begoro	Begoro market grounds paved					75,000 (DDF)			WORKS	FNDA
8	Construct animal sellers sheds	Ahomahomaso	Animal sellers sheds constructed						4,500		WORKS	FNDA
9	Construct gari sellers sheds	Ahomahomaso	Gari sellers sheds constructed					37,500 (DDF)			WORKS	FNDA

10	Train 60 vegetable farmers on safe use and handling of agro-chemicals	District wide	60 vegetable farmers trained on safe use and handling of agro-chemicals					3,000 (GoG)			Agric. Dept.	FNDA
11	Train farmers on general post-harvest management practices	District wide	Farmers trained on general post-harvest management practices					3,500 (GoG)			Agric. Dept.	FDA
12	Vaccinate 6,000 dogs and 2,000 cats	District wide	6,000 dogs and 2,000 cats vaccinated					4,000 (GoG)			Agric. Dept.	FNDA
13	Train 50 livestock farmers on improved housing and supplementary feeding e.g. hay and silage preparation	District wide	50 livestock farmers trained on improved housing and supplementary feeding e.g. hay and silage preparation					2,500 (GoG)			Agric. Dept.	FNDA
14	Provide farming inputs and assist the youth for the planting for food and jobs creation programme	District wide	Youth provided and assisted with farming inputs for the planting for food and jobs creation programme					50,000 (DACF/MP )			Agric. Dept.	FNDA
15	Support planting for food and jobs and DCART programme	District wide	Planting for food and jobs and DCART programme supported					7,500 (DACF)			Agric. Dept.	FNDA
16	Hold district annual planning and performance review meetings	Begoro	District annual planning and performance review meetings held					4,500 (GoG)			Agric. Dept.	FNDA
17	Conduct yield studies, annual livestock and poultry survey	District wide	Yield studies, annual livestock and poultry survey conducted					7,000 (GoG)			Agric. Dept.	FNDA
18	Conduct 4,608 home and farm visits annually to extend improved technologies to farmers	District wide	4,608 home and farm visits conducted annually to extend improved technologies to farmers					7,500 (GoG)			Agric. Dept.	FNDA

19	Organize district level celebration of national farmers day	District wide	District level celebration of national farmers day organized					65,000 (GoG)			Agric. Dept.	FNDA
20	Conduct 8 monitoring and supervision visits	District wide	8 monitoring and supervision visits conducted					2,100 (GoG)			Agric. Dept.	FNDA
21	Collect and analyze agric. Data	District wide	Agric. Data collected and analyzed					4,000 (GoG)			Agric. Dept.	FNDA
22	Train 50 farmers in irrigation farming techniques	District wide	50 farmers trained in irrigation farming techniques					5,000 (GoG)			Agric. Dept.	FNDA
23	Train 40 value chain actors on standards, grading, packaging of vegetables to enhance quality and income	District wide	40 value chain actors trained on standards, grading, packaging of vegetables to enhance quality and income					3,000 (GOG)			Agric. Dept.	FNDA
24	Develop 1 No. waterfall	Apaah	One waterfall developed					30,000 (DACF/IGF)			Central Admin	FNDA
25	Promote tourist potentials in the District (Oduma nkoman Ahenfie)	Aboabo	Tourist potentials in the District (Oduma nkoman Ahenfie) promoted					50,000 (DACF/IGF)			Central Admin	FNDA

SOURCE: FDA, DPCU, 2017.

**Goal: Social Development**

Projects/ Activities	Location	Output	Time frame				Indicative Budget			Implementing Agencies	
			1 <sup>st</sup> Qtr	2 <sup>nd</sup> Qtr	3 <sup>rd</sup> Qtr	4 <sup>th</sup> Qtr	Other	IGF	Donor	Lead	Col.

26	Rehabilitate 2 No. 3-Unit Classroom Blocks with ancillary facilities	Amiawa KG, Akoradako jhs	2 No. 3-Unit Classroom Blocks with ancillary facilities rehabilitated					312,500 (DDF)			GES/ Works	FNDA
27	Rehabilitate 2 No. 3-Unit Classroom Blocks with ancillary facilities	Abourso KG and Nteso KG	3 No. 3-Unit Classroom Blocks with ancillary facilities rehabilitated					210,000 (DDF)			GES/ Works	FNDA
28	Rehabilitate 1 No. 6-Unit Classroom Blocks with ancillary facilities	Anglican prim Begoro	1 No. 6-Unit Classroom Blocks with ancillary facilities rehabilitated					375,000 (DACF)			GES/ Works	FNDA
29	Complete GES office Annex	District wide	GES office Annex completed					87,500 (DDF)			Works	FNDA
30	Purchase 12 No. motor bikes for Circuit Supervisors	District wide	12 No. motor bikes for Circuit Supervisors purchased					10,500 (DACF)			GES	FNDA
31	Support my first Day at School	District wide	My first Day at School supported					15,000 (DACF)			GES	FNDA
32	Support STMIE clinic	District wide	STMIE clinic supported					10,000 (DACF)			GES	FNDA
33	Monitor BECE and WASSCE and organize mock exams annually	District wide	BECE and WASSCE monitored and mock exams organized annually					15,000 (DACF)			GES	FNDA
34	Institute Annual Teachers award scheme	District wide	Annual Teachers award scheme instituted					15,000 (DACF)			GES	FNDA
35	Support Brilliant But Needy Students	District wide	Brilliant But Needy Students supported					10,000 (DACF)			GES	
36	Monitor Ghana School Feeding	District wide	Ghana School Feeding					10,000			GES	FNDA

	Prog. (GSFP)		Prog. (GSFP) monitored					(DACF)				
37	Support District level Independence Anniversary Celebration	District wide	District level Independence Anniversary Celebration supported					20,000 (DACF)			GES	FNDA
38	Support immunization programmes	District wide	Immunization programmes supported					5,000 (DACF)			GHS	FNDA
39	Sensitize pregnant women on safe motherhood (ANC and IPT)	District wide	Pregnant women sensitized on safe motherhood (ANC and IPT)					2,000 (DACF)			GHS	FNDA
40	Support Malaria programmes	District wide	Malaria programmes supported					2,000 (DACF)			GHS	FNDA
41	Conduct education on HIV/AIDS and family planning	District wide	Education on HIV/AIDS and family planning conducted					2,500 (DACF)			GHS	FNDA
42	Conduct awareness creation on adolescent reproductive health in schools	District wide	Awareness creation on adolescent reproductive health in schools conducted					2,000 (DACF)			GHS	FNDA
43	Support nutrition promotion programmes	District wide	Nutrition promotion programmes supported					2,000 (DACF)			GHS	FNDA
44	Facilitate the provision of 5 small town water systems	Bontrease, Abease, Gyampomani, Osino Akyease and Akoradako	Provision of 5 small town water systems facilitated					225,000 (DACF/N GO's)			WORKS	FNDA
45	Drill 10-No. borehole fitted with hand pumps	District wide	1-No. borehole drilled and fitted with hand pumps					87,500 (DACF)			WORKS	FNDA
46	Rehabilitate 10No. bore-holes	District wide	1 No. bore-hole					12,500			WORKS	FNDA

			rehabilitated					(DACF/DF)				
47	Maintain existing sanitary equipment	District wide	Existing sanitary equipment maintained					20,000 (DACF/DF)			EHSU	FNDA
48	Promote Household toilets (CLTS)	District wide	Household toilets (CLTS) promoted					75,000 (DACF/DF)			EHSU	FNDA
49	Construct urinals	Begoro and Ahomahomaso	Urinals constructed						7,500		EHSU	FNDA
50	Update and Review DESSAP Plan	District wide	DESSAP Plan updated and reviewed					15,000 (DACF)			EHSU	FNDA
51	Level final disposal site	District wide	Final disposal site leveled					125,000 (DDF)			EHSU	FNDA
52	Procure sanitary tools and equipment	District wide	Sanitary tools and equipment procured					20,000 (DACF)			EHSU	FNDA
53	Conduct sensitization programmes on sanitation and hygiene	District wide	Conduct sensitization programmes on sanitation and hygiene						5,000		EHSU	FNDA
54	Support sanitation programmes and National Sanitation Days	District wide	Sanitation programmes and National Sanitation Days supported					12,500 (DACF/IGF)			EHSU	FNDA
55	Sensitization on child labour and child abuse in 10 communities	District wide	Sensitization on child labour and child abuse in 10 communities conducted					1,000 (DACF)			CD & SW	FNDA

56	Identify and register street children in 10 communities in the district	District wide	Street children in 10 communities in the district identified and registered					1,250 (DACF)			CD & SW	FNDA
57	Support women groups in skills acquisition and livelihood programmes	District wide	Women groups in skills acquisition and livelihood programmes supported					12,500 (DACF)			CD & SW	FNDA
58	Meeting with LEAP beneficiaries	District wide	Meeting with LEAP beneficiaries held					500 (DACF)			CD & SW	FNDA
59	Register vulnerables	District wide	Vulnerables registered					5,000 (DACF)			CD & SW	FNDA
60	Give entrepreneurial skills to the physically challenged	District wide	Physically challenged trained in entrepreneurial skills					5,000 (DACF)			CD & SW	FNDA
61	Support monitoring visits to persons with disabilities (PWDs)	District wide	Monitoring visits to persons with disabilities (PWDs) supported					5,000 (DACF)			CD & SW	FNDA
62	Register persons with disabilities (PWDs)	District wide	Persons with disabilities (PWDs) registered					5,000 (DACF)			CD & SW	FNDA
63	Support for sports activities	District wide	Sports activities supported					10,000 (DDF)			CD & SW	FNDA

**Goal: Environment, Infrastructure and Human Settlements**

Projects/ Activities	Location	Outcome/impact Indicators	Time frame				Indicative Budget			Implementing Agencies	
			1 <sup>st</sup> Qtr	2 <sup>nd</sup> Qtr	3 <sup>rd</sup> Qtr	4 <sup>th</sup> Qtr	Other	IGF	Donor	Lead	Col.



64	Complete 1 No. 6-Unit Storey Staff Bungalow	Begoro	1 No. 6-Unit Storey Staff Bungalow completed					27,500 (DACF)			Woks	FNDA
65	Renovate District Assembly Block	Begoro	District Assembly Block renovated					70,000 (DACF)			Woks	FNDA
66	Renovate and Refurbish District Assembly Hall	Begoro	District Assembly Hall renovated and refurbished					65,000 (DACF)			Woks	FNDA
67	Renovate 3 No. Staff bungalows	Begoro	3 No. Staff bungalows renovated					30,000 (DACF)			Woks	FNDA
68	Construct staff bungalows for District Health Director	Begoro	Staff bungalows for District Health Director constructed					125,000 (DACF)			Woks/ Central	FNDA
69	Construct EU building for office accommodation	Begoro	EU building for office accommodation constructed					18,750 (DACF)			Admin Works	FNDA
70	Construct low technology irrigation system and put 10 hectares of land under irrigation	Dedeso	Low technology irrigation system constructed and 10 hectares of land put under irrigation						25,000 (LoCAL)		Works Dept/A gric	FNDA
71	Train 100 farmers in irrigation farming techniques	District wide	100 farmers trained in irrigation farming techniques						3,000 (LoCAL)		Agric. Dept.	FNDA

72	Organize disaster forums	District wide	Disaster forums organized					5,000 (DACF)			Disaster Mgt.	FNDA
73	Strengthen Volunteer Group	District wide	Volunteer Group strengthened					4,000 (DACF)			Disaster Mgt.	FNDA
74	Organize community floats	District wide	Community floats organized					3,000 (DACF)			Disaster Mgt.	FNDA
75	Strengthen school disaster clubs and form new ones	District wide	School disaster clubs strengthened and new ones formed					3,000 (DACF)			Disaster Mgt.	FNDA
76	Plant tree seedlings	District wide	Tree seedlings planted					2,000 (DACF)			Disaster Mgt.	FNDA
77	Draw hazard mapping	District wide	Hazard mapping have been drawn					2,500 (DACF)			Disaster Mgt.	FNDA
78	Draw contingency plan	District wide	Contingency plan have been drawn					2,500 (DACF)			Disaster Mgt.	FNDA
79	Organize staff training	District wide	Staff training organized					1,750 (DACF)			Disaster Mgt.	FNDA
80	Resume DDMT meetings	District wide	DDMT meetings resumed					2,500 (DACF)			Disaster Mgt.	FNDA
81	Organize education campaigns and stockpile items	District wide	Education campaigns organized and items stockpiled					2,000 (DACF)			Disaster Mgt.	FDA
82	Create safe havens	District wide	Safe havens created					2,000 (DACF)			Disaster Mgt.	FNDA
83	Reshape town roads and other feeder roads	District wide	Town roads and other feeder roads reshaped					520,000 (GoG/ DACF)			WOR KS	FNDA

84	Construct drains/bridge	Lower bosomtwe	Drains constructed					117,500 (DDF)			WOR KS	FNDA
85	Construct culverts and U-drains	Odumase west	Culverts and U-drains constructed					90,000 (DDF)			WOR KS	FNDA

SOURCE: FDA, DPCU, 2017.

**Goal: Governance, Corruption and Public Accountability**

	Projects/ Activities	Location	Outcome/impact Indicators	Time frame				Indicative Budget			Implementing Agencies	
				1 <sup>st</sup> Qtr	2 <sup>nd</sup> Qtr	3 <sup>rd</sup> Qtr	4 <sup>th</sup> Qtr	Other	IGF	Donor	Lead	Col.
86	Support Street Naming and Property Number System	District wide	Street Naming and Property Number System supported					20,000 (DACF)			Physical Planning	FNDA
87	Prepare planning schemes and lay outs	District wide	Planning schemes and lay outs prepared					3,750 (DACF)			Physical Planning	FNDA
88	Acquisition of maps and planning schemes	District wide	Maps and planning schemes acquired					7,500 (DACF)			Physical Planning	FNDA
89	Organize Public education on appropriate land use	District wide	Public education on appropriate land use organized					625 (DACF)			Physical Planning	FDA
90	Rehabilitate District Court	Begoro	District Court rehabilitated					625 (DACF)			Works.	FNDA
91	Construct Area Council	District wide	Area Council offices					90,000			Works	FNDA

	offices		constructed					(DDF)					
92	Support sub-district structures	District wide	Sub-district structures supported					62,500 (DACF)				Central Admin	FNDA
93	Support community initiated projects	District wide	Community initiated projects supported					62,500 (DACF)				Works	FNDA
94	Review of Plans (DMTDP & AAPS)	District wide	Plans (DMTDP & AAPS) reviewed					8,750 (DACF)				Central Admin	FNDA
95	Implement Popular Participation Activities (Budget Hearings/reviews, Fee Fixing Consultations, DMTDP)	District wide	Popular Participation Activities (Budget Hearings/reviews, Fee Fixing Consultations, DMTDP) implemented					40,000 (DACF)				Central Admin	FNDA
96	Support for M&E activities	District wide	M&E activities supported					87,500 (DACF)				Central Admin	FNDA
97	Train ten (10) Town/Area Councils and Unit Committees in their functional areas	District wide	Ten (10) Town/Area Councils and Unit Committees trained in their functional areas					5,000 (DDF)				Central Admin	FNDA
98	Train 200 revenue collectors in revenue collection and institute annual award schemes	District wide	200 revenue collectors trained in revenue collection and annual award schemes instituted					10,000 (DDF)				Finance Dept.	FNDA
99	Revenue data updates	District wide	Revenue data updated					12,500 (DDF)				Finance Dept.	FNDA
100	Revaluation of properties	District wide	Properties revaluated					75,000 (DDF)				Finance Dept.	FNDA

101	Educate the public on the need to meet their tax obligations	District wide	Public educated on the need to meet their tax obligations						2,500		Finance Dept.	FNDA
102	Provide logistics for revenue collectors	District wide	Logistics for revenue collectors provided						5,000		Finance Dept.	FNDA
103	Procure office furniture	Begoro	Office furniture procured						12,500 (DACF)		Central Admin	FNDA
104	Support National Celebrations and Protocol functions	District wide	National Celebrations and Protocol functions supported						20,000 (DACF)		Central Admin	FNDA
105	Purchase office equipment ( Tables, chairs, 10 No. cabinet)	Begoro	Office equipment ( Tables, chairs, 10 No. cabinet) purchased						12,500 (DACF)		Central Admin	FNDA
106	Purchase stationary	Begoro	Stationary purchased						50,000 (DACF)		Central Admin	FNDA
107	O&M of vehicles	Begoro	O&M of vehicles						125,000 (DACF)		Central Admin	FNDA
108	Purchase 2 No. Toyota Cabin Pickup	Begoro	2 No. Toyota Cabin Pickup purchased						75,000 (DACF)		Central Admin	FNDA
109	Support to other departments	Begoro	Other departments supported						25,000 (DACF)		Central Admin	FNDA

110	Train drivers and transport officers on comprehensive driving skills and vehicle maintenance	Begoro	Drivers and transport officers trained on comprehensive driving skills and vehicle maintenance					2,000 (DDF)			Central Admin	FNDA
111	Train environmental unit staff on report writing and documentation	Begoro	Environmental unit staff trained on report writing and documentation					1,500 (DDF)			Central Admin	FNDA
112	Train staff on effective communication and minutes writing	Begoro	Staff trained on effective communication and minutes writing					2,500 (DDF)			Central Admin	FNDA
113	Train Heads of department/Unit on change management	Begoro	Heads of department/Unit trained on change management					1,750 (DDF)			Central Admin	FNDA
114	Train staff on Risk and Safety management	Begoro	Staff trained on Risk and Safety management					1,250 (DDF)			Central Admin	FNDA
115	Train staff on cultivating maintenance culture for public property	Begoro	Staff trained on cultivating maintenance culture for public property					2,500 (DDF)			Central Admin	FNDA
116	Sponsor capacity building programmes for staff	Begoro	Capacity building programmes for staff sponsored					225,000 (DDF)			Central Admin	FNDA
117	Refresher training for all Assembly members	Begoro	Refresher training conducted for all Assembly members					1,875 (DDF)			Central Admin	FNDA
118	Establish police posts	District wide	Police posts established					112,500 (DACF/DDF )			GPS	FNDA

119	Create access road to office of Fire Service and Police Quarters/barracks	Begoro	Access road to office of Fire Service and Police Quarters/barracks created					2,500 (DACF)			Works/ Fire service	FNDA
120	Provide and maintain streetlights	District wide	Streetlights provided and maintained					25,000 (DACF/IGF)			Works	FNDA
121	Support for security activities	District wide	Security activities supported					212,500 (DACF)			GPS/ Central Admin.	FNDA
122	Organize sports activities to sensitize the public on corruption	District wide	Sports activities organized to sensitize the public on corruption					4,000 (DACF)			Central Admin.	FNDA
123	Organize public education and awareness creation on anti-corruption	District wide	Public education and awareness creation on anti-corruption organized					4,000 (DACF)			Central Admin.	FNDA
124	Create civic awareness to enable public demand accountability on corruption	District wide	Civic awareness created to enable public demand accountability on corruption					4,000 (DACF)			Central Admin.	FNDA
125	Support to Traditional Authorities	District wide	Traditional Authorities supported					25,000 (DACF)			Central Admin.	FNDA
126	Support Cultural activities	District wide	Cultural activities supported					5,000 (DDF)			Central Admin.	FNDA
127	Construction of 1 No. 6-Unit classroom block with portable water (borehole fitted with hand pump)	Meyiwa Krobo	1 No.6Classroom block with borehole constructed					95,685.55 (SIF)			GES	FNDA
128	Construction of 1 No.	Meyiwa Bosanko	1 No.Teachers quarters					99,916.65			GES	FNDA

	Teachers' Quarters with portable water (borehole fitted with hand pump)		with borehole constructed					(SIF)				
129	Construction of 1 No. Clinic with portable water (borehole fitted with hand pump)	Kplandey	1 No.Clinic with borehole constructed					99,916.65 (SIF)			GHS	FNDA
130	Construction of 2 No. Maternity home with portable water (borehole fitted with hand pump)	Ahomahomasu	2 No.Maternity home with borehole constructed					69,955.18 (SIF)			GHS	FNDA
131	Construction of 2 No. Maternity home with portable water (borehole fitted with hand pump)	Abuorso	2 No.Maternity home with borehole constructed					69,955.18 (SIF)			GHS	FNDA
132	Construction of 2 No. Nurses' Quarters with portable water (borehole fitted with hand pump)	Hemang	2 No.Nurses quarters with borehole constructed					18,133.75 (SIF)			GHS	FNDA
133	Construction of 2 No. Nurses' Quarters with portable water (borehole fitted with hand pump)	Adakope	2 No.Nurses quarters with borehole constructed					127,820.70 (SIF)			GHS	FNDA
134	Construction of 1 No. Community Mechanized Borehole	Dorminase	1 No. Community mechanized borehole constructed					9,470.75 (SIF)			WORKS	FNDA
135	Construction of culverts and simple Drains	Begoro	Culverts and simple drains constructed					9,470.75 (SIF)			WORKS	FNDA
<b>TOTAL</b>								<b>GHC5,311,635.60</b>				

**Table 5.3: 2020 ANNUAL ACTION PLAN**

**Goal: Economic Development**

Projects/	Location	Output	Time frame	Indicative Budget	Implementing
-----------	----------	--------	------------	-------------------	--------------



	Activities										Agencies	
				1 <sup>st</sup> Qtr	2 <sup>nd</sup> Qtr	3 <sup>rd</sup> Qtr	4 <sup>th</sup> Qtr	Other	IGF	Donor	Lead	Col.
1	Support implementation of One District One Factory Programme	District wide	Implementation of One District One Factory Programme supported					10,000 (DACF)			Agric. Dept.	FNDA
2	Form 20 women's groups and train them on simple book keeping and soap making	District wide	20 women's groups formed and trained on simple book keeping and soap making					2,000 (DACF/PCMO)			BAC	FNDA
3	Provide & assist 10 women groups with 10 cassava graters for gari processing	District wide	10 women groups provided & assisted with 10 cassava graters for gari processing					3,750 (DACF/PCMO)			BAC	FNDA
4	Train 50 farmers in Rabbit rearing and Bee keeping	District wide	50 farmers trained in Rabbit rearing and Bee keeping					2,500 (DACF/PCMO)			BAC	FNDA
5	Train Women's Groups and Unemployed Youth in Soap Making	District wide	Women's Groups and Unemployed Youth trained in Soap Making					1,500 (DACF/PCMO)			BAC	FNDA
6	Train women's group in pomade and powder making	District wide	Women's group trained in pomade and powder making					1,200 (DACF/PCMO)			WORKS	FNDA
7	Pave Begoro market grounds	Begoro	Begoro market grounds paved					75,000 (DDF)			WORKS	FNDA
8	Construct animal sellers sheds	Ahomahomaso	Animal sellers sheds constructed						4,500		WORKS	FNDA
9	Construct gari sellers sheds	Ehiamenkyene and	Gari sellers sheds constructed					37,500 (DDF)			WORKS	FNDA

		Ahomahomaso										
10	Train 60 vegetable farmers on safe use and handling of agro-chemicals	District wide	60 vegetable farmers trained on safe use and handling of agro-chemicals					3,000 (GoG)			Agric. Dept.	FNDA
11	Train farmers on general post-harvest management practices	District wide	Farmers trained on general post-harvest management practices					3,500 (GoG)			Agric. Dept.	FNDA
12	Vaccinate 6,000 dogs and 2,000 cats	District wide	6,000 dogs and 2,000 cats vaccinated					4,000 (GoG)			Agric. Dept.	FNDA
13	Train 50 livestock farmers on improved housing and supplementary feeding e.g. hay and silage preparation	District wide	50 livestock farmers trained on improved housing and supplementary feeding e.g. hay and silage preparation					2,500 (GoG)			Agric. Dept.	FNDA
14	Provide farming inputs and assist the youth for the planting for food and jobs creation programme	District wide	Youth provided and assisted with farming inputs for the planting for food and jobs creation programme					50,000 (DACF/MP)			Agric. Dept.	FNDA
15	Support planting for food and jobs and DCART programme	District wide	Planting for food and jobs and DCART programme supported					7,500 (DACF)			Agric. Dept.	FNDA
16	Hold district annual planning and performance review meetings	Begoro	District annual planning and performance review meetings held					4,500 (GoG)			Agric. Dept.	FNDA
17	Conduct yield studies, annual livestock and poultry survey	District wide	Yield studies, annual livestock and poultry survey conducted					7,000 (GoG)			Agric. Dept.	FNDA
18	Conduct 4,608 home and	District wide	4,608 home and farm visits					7,500			Agric.	FNDA

	farm visits annually to extend improved technologies to farmers		conducted annually to extend improved technologies to farmers					(GoG)			Dept.	
19	Organize district level celebration of national farmers day	District wide	District level celebration of national farmers day organized					65,000 (GoG)			Agric. Dept.	FNDA
20	Conduct 8 monitoring and supervision visits	District wide	8 monitoring and supervision visits conducted					2,100 (GoG)			Agric. Dept.	FNDA
21	Collect and analyze agric. Data	District wide	Agric. Data collected and analyzed					4,000 (GoG)			Agric. Dept.	FNDA
22	Train 50 farmers in irrigation farming techniques	District wide	50 farmers trained in irrigation farming techniques					5,000 (GoG)			Agric. Dept.	FNDA
23	Train 40 value chain actors on standards, grading, packaging of vegetables to enhance quality and income	District wide	40 value chain actors trained on standards, grading, packaging of vegetables to enhance quality and income					3,000 (GOG)			Agric. Dept.	FNDA
24	Develop 1 No. waterfall	Apaah	One waterfall developed					30,000 (DACF/IGF)			Central Admin	FNDA
25	Promote tourist potentials in the District (Oduma nkoman Ahenfie)	Aboabo	Tourist potentials in the District (Oduma nkoman Ahenfie) promoted					50,000 (DACF/IGF)			Central Admin	FNDA

**Goal: Social Development**

Projects/ Activities	Location	Output	Time frame				Indicative Budget			Implementing Agencies		
			1 <sup>st</sup> Qtr	2 <sup>nd</sup> Qtr	3 <sup>rd</sup> Qtr	4 <sup>th</sup> Qtr	Other	IGF	Donor	Lead	Col.	
26	Rehabilitate 2 No. 3-Unit Classroom Blocks with ancillary facilities	Amiawa KG, Akoradako jhs	2 No. 3-Unit Classroom Blocks with ancillary facilities rehabilitated					312,500 (DDF)			GES/ Works	FNDA
27	Rehabilitate 2 No. 3-Unit Classroom Blocks with ancillary facilities	Abourso KG and Nteso KG	3 No. 3-Unit Classroom Blocks with ancillary facilities rehabilitated					210,000 (DDF)			GES/ Works	FNDA
28	Rehabilitate 1 No. 6-Unit Classroom Blocks with ancillary facilities	Amiawa prim.	1 No. 6-Unit Classroom Blocks with ancillary facilities rehabilitated					375,000 (DACF)			GES/ Works	FNDA
29	Complete GES office Annex	District wide	GES office Annex completed					87,500 (DDF)			Works	FNDA
30	Purchase 12 No. motor bikes for Circuit Supervisors	District wide	12 No. motor bikes for Circuit Supervisors purchased					10,500 (DACF)			GES	FNDA
31	Support my first Day at School	District wide	My first Day at School supported					15,000 (DACF)			GES	FNDA
32	Support STMIE clinic	District wide	STMIE clinic supported					10,000 (DACF)			GES	FNDA
33	Monitor BECE and WASSCE and organize mock exams annually	District wide	BECE and WASSCE monitored and mock exams organized annually					15,000 (DACF)			GES	FNDA
34	Institute Annual Teachers award scheme	District wide	Annual Teachers award scheme instituted					15,000 (DACF)			GES	FNDA
35	Support Brilliant But Needy	District wide	Brilliant But Needy					10,000			GES	

	Students		Students supported					(DACF)				
36	Monitor Ghana School Feeding Prog. (GSFP)	District wide	Ghana School Feeding Prog. (GSFP) monitored					10,000 (DACF)			GES	FNDA
37	Support District level Independence Anniversary Celebration	District wide	District level Independence Anniversary Celebration supported					20,000 (DACF)			GES	FNDA
38	Support immunization programmes	District wide	Immunization programmes supported					5,000 (DACF)			GHS	FNDA
39	Sensitize pregnant women on safe motherhood (ANC and IPT)	District wide	Pregnant women sensitized on safe motherhood (ANC and IPT)					2,000 (DACF)			GHS	FNDA
40	Support Malaria programmes	District wide	Malaria programmes supported					2,000 (DACF)			GHS	FNDA
41	Conduct education on HIV/AIDS and family planning	District wide	Education on HIV/AIDS and family planning conducted					2,500 (DACF)			GHS	FNDA
42	Conduct awareness creation on adolescent reproductive health in schools	District wide	Awareness creation on adolescent reproductive health in schools conducted					2,000 (DACF)			GHS	FNDA
43	Support nutrition promotion programmes	District wide	Nutrition promotion programmes supported					2,000 (DACF)			GHS	FNDA
44	Facilitate the provision of 5 small town water systems	Bontrease, Abease, Gyampomani, Osino Akyease and Akoradako	Provision of 5 small town water systems facilitated					225,000 (DACF/N GO's)			WORKS	FNDA
45	Drill 10-No. borehole fitted with hand pumps	District wide	1-No. borehole drilled and fitted with hand					87,500 (DACF)			WORKS	FNDA

			pumps									
46	Rehabilitate 10No. bore-holes	District wide	1 No. bore-hole rehabilitated					12,500 (DACF/DF)			WORKS	FNDA
47	Maintain existing sanitary equipment	District wide	Existing sanitary equipment maintained					20,000 (DACF/DF)			EHSU	FNDA
48	Promote Household toilets (CLTS)	District wide	Household toilets (CLTS) promoted					75,000 (DACF/DF)			EHSU	FNDA
49	Construct urinals	Begoro and Ahomahomaso	Urinals constructed						7,500		EHSU	FNDA
50	Update and Review DESSAP Plan	District wide	DESSAP Plan updated and reviewed					15,000 (DACF)			EHSU	FNDA
51	Level final disposal site	District wide	Final disposal site leveled					125,000 (DDF)			EHSU	FNDA
52	Procure sanitary tools and equipment	District wide	Sanitary tools and equipment procured					20,000 (DACF)			EHSU	FNDA
53	Conduct sensitization programmes on sanitation and hygiene	District wide	Conduct sensitization programmes on sanitation and hygiene						5,000		EHSU	FNDA
54	Support sanitation programmes and National Sanitation Days	District wide	Sanitation programmes and National Sanitation Days supported					12,500 (DACF/IGF)			EHSU	FNDA

55	Sensitization on child labour and child abuse in 10 communities	District wide	Sensitization on child labour and child abuse in 10 communities conducted					1,000 (DACF)			CD & SW	FNDA
56	Identify and register street children in 10 communities in the district	District wide	Street children in 10 communities in the district identified and registered					1,250 (DACF)			CD & SW	FNDA
57	Support women groups in skills acquisition and livelihood programmes	District wide	Women groups in skills acquisition and livelihood programmes supported					12,500 (DACF)			CD & SW	FNDA
58	Meeting with LEAP beneficiaries	District wide	Meeting with LEAP beneficiaries held					500 (DACF)			CD & SW	FNDA
59	Register vulnerables	District wide	Vulnerables registered					5,000 (DACF)			CD & SW	FNDA
60	Give entrepreneurial skills to the physically challenged	District wide	Physically challenged trained in entrepreneurial skills					5,000 (DACF)			CD & SW	FNDA
61	Support monitoring visits to persons with disabilities (PWDs)	District wide	Monitoring visits to persons with disabilities (PWDs) supported					5,000 (DACF)			CD & SW	FNDA
62	Register persons with disabilities (PWDs)	District wide	Persons with disabilities (PWDs) registered					5,000 (DACF)			CD & SW	FNDA
63	Support for sports activities	District wide	Sports activities supported					10,000 (DDF)			CD & SW	FNDA

**Goal: Environment, Infrastructure and Human Settlements**

Projects/	Location	Outcome/impact	Time frame	Indicative Budget	Implementing
-----------	----------	----------------	------------	-------------------	--------------

	Activities		Indicators								Agencies	
				1 <sup>st</sup> Qtr	2 <sup>nd</sup> Qtr	3 <sup>rd</sup> Qtr	4 <sup>th</sup> Qtr	Other	IGF	Donor	Lead	Col.
64	Complete 1 No. 6-Unit Storey Staff Bungalow	Begoro	1 No. 6-Unit Storey Staff Bungalow completed					27,500 (DACF)			Woks	FNDA
65	Renovate District Assembly Block	Begoro	District Assembly Block renovated					70,000 (DACF)			Woks	FNDA
66	Renovate and Refurbish District Assembly Hall	Begoro	District Assembly Hall renovated and refurbished					65,000 (DACF)			Woks	FNDA
67	Renovate 3 No. Staff bungalows	Begoro	3 No. Staff bungalows renovated					30,000 (DACF)			Woks	FNDA
68	Construct staff bungalows for District Health Director	Begoro	Staff bungalows for District Health Director constructed					125,000 (DACF)			Woks/ Central	FNDA
69	Construct EU building for office accommodation	Begoro	EU building for office accommodation constructed					18,750 (DACF)			Admin Works	FNDA
70	Construct low technology irrigation system and put 10 hectares of land under irrigation	Dedeso	Low technology irrigation system constructed and 10 hectares of land put under irrigation						25,000 (LoCAL)		Works Dept/A gric	FNDA
71	Train 100 farmers in irrigation farming techniques	District wide	100 farmers trained in irrigation farming						3,000 (LoCAL)		Agric. Dept.	FNDA



			techniques								
72	Organize disaster forums	District wide	Disaster forums organized					5,000 (DACF)			Disaster Mgt. FNDA
73	Strengthen Volunteer Group	District wide	Volunteer Group strengthened					4,000 (DACF)			Disaster Mgt. FNDA
74	Organize community floats	District wide	Community floats organized					3,000 (DACF)			Disaster Mgt. FNDA
75	Strengthen school disaster clubs and form new ones	District wide	School disaster clubs strengthened and new ones formed					3,000 (DACF)			Disaster Mgt. FNDA
76	Plant tree seedlings	District wide	Tree seedlings planted					2,000 (DACF)			Disaster Mgt. FNDA
77	Draw hazard mapping	District wide	Hazard mapping have been drawn					2,500 (DACF)			Disaster Mgt. FNDA
78	Draw contingency plan	District wide	Contingency plan have been drawn					2,500 (DACF)			Disaster Mgt. FNDA
79	Organize staff training	District wide	Staff training organized					1,750 (DACF)			Disaster Mgt. FNDA
80	Resume DDMT meetings	District wide	DDMT meetings resumed					2,500 (DACF)			Disaster Mgt. FNDA
81	Organize education campaigns	District wide	Education campaigns					2,000			Disaster Mgt. FNDA

	and stockpile items		organized and items stockpiled					(DACF)			r Mgt.	
82	Create safe havens	District wide	Safe havens created					2,000 (DACF)			Disaster Mgt.	FNDA
83	Reshape town roads and other feeder roads	District wide	Town roads and other feeder roads reshaped					520,000 (GoG/DACF)			WORKS	FNDA
84	Construct drains/bridge	Lower bosomtwe	Drains constructed					117,500 (DDF)			WORKS	FNDA
85	Construct culverts and U-drains	Odumase west	Culverts and U-drains constructed					90,000 (DDF)			WORKS	FNDA

SOURCE: FDA, DPCU, 2017.

**Goal: Governance, Corruption and Public Accountability**

	Projects/ Activities	Location	Outcome/impact Indicators	Time frame				Indicative Budget			Implementing Agencies	
				1 <sup>st</sup> Qtr	2 <sup>nd</sup> Qtr	3 <sup>rd</sup> Qtr	4 <sup>th</sup> Qtr	Other	IGF	Donor	Lead	Col.
86	Support Street Naming and Property Number System	District wide	Street Naming and Property Number System supported					20,000 (DACF)			Physical Planning	FNDA
87	Prepare planning schemes and lay outs	District wide	Planning schemes and lay outs prepared					3,750 (DACF)			Physical Planning	FNDA
88	Acquisition of maps and planning schemes	District wide	Maps and planning schemes acquired					7,500 (DACF)			Physical Planning	FNDA
89	Organize Public education on appropriate land use	District wide	Public education on appropriate land use organized					625 (DACF)			Physical Planning	FNDA
90	Rehabilitate District Court	Begoro	District Court rehabilitated					625 (DACF)			Works.	FNDA
91	Construct Area Council offices	District wide	Area Council offices constructed					90,000 (DDF)			Works	FNDA
92	Support sub-district structures	District wide	Sub-district structures supported					62,500 (DACF)			Central Admin	FNDA
93	Support community initiated projects	District wide	Community initiated projects supported					62,500 (DACF)			Works	FNDA
94	Review of Plans (DMTDP & AAPS)	District wide	Plans (DMTDP & AAPS) reviewed					8,750 (DACF)			Central Admin	FNDA

95	Implement Popular Participation Activities (Budget Hearings/reviews, Fee Fixing Consultations, DMTDP)	District wide	Popular Participation Activities (Budget Hearings/reviews, Fee Fixing Consultations, DMTDP) implemented					40,000 (DACF)			Central Admin	FNDA
96	Support for M&E activities	District wide	M&E activities supported					87,500 (DACF)			Central Admin	FNDA
97	Train ten (10) Town/Area Councils and Unit Committees in their functional areas	District wide	Ten (10) Town/Area Councils and Unit Committees trained in their functional areas					5,000 (DDF)			Central Admin	FNDA
98	Train 200 revenue collectors in revenue collection and institute annual award schemes	District wide	200 revenue collectors trained in revenue collection and annual award schemes instituted					10,000 (DDF)			Finance Dept.	FNDA
99	Revenue data updates	District wide	Revenue data updated					12,500 (DDF)			Finance Dept.	FNDA
100	Revaluation of properties	District wide	Properties revaluated					75,000 (DDF)			Finance Dept.	FNDA
101	Educate the public on the need to meet their tax obligations	District wide	Public educated on the need to meet their tax obligations						2,500		Finance Dept.	FNDA
102	Provide logistics for revenue collectors	District wide	Logistics for revenue collectors provided						5,000		Finance Dept.	FNDA
103	Procure office furniture	Begoro	Office furniture procured						12,500 (DAC F)		Central Admin	FNDA

104	Support National Celebrations and Protocol functions	District wide	National Celebrations and Protocol functions supported						20,000 (DAC F)		Central Admin	FNDA
105	Purchase office equipment ( Tables, chairs, 10 No. cabinet)	Begoro	Office equipment ( Tables, chairs, 10 No. cabinet) purchased						12,500 (DAC F)		Central Admin	FNDA
106	Purchase stationary	Begoro	Stationary purchased						50,000 (DAC F)		Central Admin	FNDA
107	O&M of vehicles	Begoro	O&M of vehicles						125,000 (DAC F)		Central Admin	FNDA
108	Purchase 2 No. Toyota Cabin Pickup	Begoro	2 No. Toyota Cabin Pickup purchased						75,000 (DAC F)		Central Admin	FNDA
109	Support to other departments	Begoro	Other departments supported						25,000 (DAC F)		Central Admin	FNDA
110	Train drivers and transport officers on comprehensive driving skills and vehicle maintenance	Begoro	Drivers and transport officers trained on comprehensive driving skills and vehicle maintenance					2,000 (DDF)			Central Admin	FNDA
111	Train environmental unit staff on report writing and documentation	Begoro	Environmental unit staff trained on report writing and documentation					1,500 (DDF)			Central Admin	FNDA

112	Train staff on effective communication and minutes writing	Begoro	Staff trained on effective communication and minutes writing					2,500 (DDF)			Central Admin	FNDA
113	Train Heads of department/Unit on change management	Begoro	Heads of department/Unit trained on change management					1,750 (DDF)			Central Admin	FNDA
114	Train staff on Risk and Safety management	Begoro	Staff trained on Risk and Safety management					1,250 (DDF)			Central Admin	FNDA
115	Train staff on cultivating maintenance culture for public property	Begoro	Staff trained on cultivating maintenance culture for public property					2,500 (DDF)			Central Admin	FNDA
116	Sponsor capacity building programmes for staff	Begoro	Capacity building programmes for staff sponsored					225,000 (DDF)			Central Admin	FNDA
117	Refresher training for all Assembly members	Begoro	Refresher training conducted for all Assembly members					1,875 (DDF)			Central Admin	FNDA
118	Establish police posts	District wide	Police posts established					112,500 (DACF/DD F)			GPS	FNDA
119	Create access road to office of Fire Service and Police Quarters/barracks	Begoro	Access road to office of Fire Service and Police Quarters/barracks created					2,500 (DACF)			Works/ Fire service	FNDA
120	Provide and maintain	District wide	Streetlights provided					25,000			Works	FNDA

	streetlights		and maintained					(DACF/IGF )				
121	Support for security activities	District wide	Security activities supported					212,500 (DACF)			GPS/ Central Admin.	FNDA
122	Organize sports activities to sensitize the public on corruption	District wide	Sports activities organized to sensitize the public on corruption					4,000 (DACF)			Central Admin.	
123	Organize public education and awareness creation on anti-corruption	District wide	Public education and awareness creation on anti-corruption organized					4,000 (DACF)			Central Admin.	FNDA
124	Create civic awareness to enable public demand accountability on corruption	District wide	Civic awareness created to enable public demand accountability on corruption					4,000 (DACF)			Central Admin.	FNDA
125	Support to Traditional Authorities	District wide	Traditional Authorities supported					25,000 (DACF)			Central Admin.	FNDA
126	Support Cultural activities	District wide	Cultural activities supported					5,000 (DDF)			Central Admin.	FNDA
<b>TOTAL</b>								<b>GHC4,711,425.00</b>				

SOURCE: FDA, DPCU, 2017.

**Table 5.4: 2021 ANNUAL ACTION PLAN**

**Goal: Economic Development**

	Projects/ Activities	Location	Output	Time frame				Indicative Budget			Implementing Agencies	
				1 <sup>st</sup> Qtr	2 <sup>nd</sup> Qtr	3 <sup>rd</sup> Qtr	4 <sup>th</sup> Qtr	Other	IGF	Donor	Lead	Col.
1	Support implementation of One District One Factory Programme	District wide	Implementation of One District One Factory Programme supported					10,000 (DACF)			Agric. Dept.	FNDA
2	Form 20 women's groups and train them on simple book keeping and soap making	District wide	20 women's groups formed and trained on simple book keeping and soap making					2,000 (DACF/PCMO)			BAC	FNDA
3	Provide & assist 10 women groups with 10 cassava graters for gari processing	District wide	10 women groups provided & assisted with 10 cassava graters for gari processing					3,750 (DACF/PCMO)			BAC	FNDA
4	Train 50 farmers in Rabbit rearing and Bee keeping	District wide	50 farmers trained in Rabbit rearing and Bee keeping					2,500 (DACF/PCMO)			BAC	FNDA
5	Train Women's Groups and Unemployed Youth in Soap Making	District wide	Women's Groups and Unemployed Youth trained in Soap Making					1,500 (DACF/PCMO)			BAC	FNDA
6	Train women's group in pomade and powder making	District wide	Women's group trained in pomade and powder making					1,200 (DACF/PCMO)			WORKS	FNDA
7	Pave Begoro market grounds	Begoro	Begoro market grounds paved					75,000 (DDF)			WORKS	FNDA



8	Construct animal sellers sheds	Ahomahomaso	Animal sellers sheds constructed					4,500		WORKS	FNDA
9	Construct gari sellers sheds	Ehiamenkyene and Ahomahomaso	Gari sellers sheds constructed					37,500 (DDF)		WORKS	FNDA
10	Train 60 vegetable farmers on safe use and handling of agro-chemicals	District wide	60 vegetable farmers trained on safe use and handling of agro-chemicals					3,000 (GoG)		Agric. Dept.	FNDA
11	Train farmers on general post-harvest management practices	District wide	Farmers trained on general post-harvest management practices					3,500 (GoG)		Agric. Dept.	FNDA
12	Vaccinate 6,000 dogs and 2,000 cats	District wide	6,000 dogs and 2,000 cats vaccinated					4,000 (GoG)		Agric. Dept.	FNDA
13	Train 50 livestock farmers on improved housing and supplementary feeding e.g. hay and silage preparation	District wide	50 livestock farmers trained on improved housing and supplementary feeding e.g. hay and silage preparation					2,500 (GoG)		Agric. Dept.	FNDA
14	Provide farming inputs and assist the youth for the planting for food and jobs creation programme	District wide	Youth provided and assisted with farming inputs for the planting for food and jobs creation programme					50,000 (DACF/MP)		Agric. Dept.	FNDA
15	Support planting for food and jobs and DCART programme	District wide	Planting for food and jobs and DCART programme supported					7,500 (DACF)		Agric. Dept.	FNDA
16	Hold district annual planning and performance review meetings	Begoro	District annual planning and performance review meetings held					4,500 (GoG)		Agric. Dept.	FNDA

17	Conduct yield studies, annual livestock and poultry survey	District wide	Yield studies, annual livestock and poultry survey conducted					7,000 (GoG)			Agric. Dept.	FNDA
18	Conduct 4,608 home and farm visits annually to extend improved technologies to farmers	District wide	4,608 home and farm visits conducted annually to extend improved technologies to farmers					7,500 (GoG)			Agric. Dept.	FNDA
19	Organize district level celebration of national farmers day	District wide	District level celebration of national farmers day organized					65,000 (GoG)			Agric. Dept.	FNDA
20	Conduct 8 monitoring and supervision visits	District wide	8 monitoring and supervision visits conducted					2,100 (GoG)			Agric. Dept.	FNDA
21	Collect and analyze agric. Data	District wide	Agric. Data collected and analyzed					4,000 (GoG)			Agric. Dept.	FNDA
22	Train 50 farmers in irrigation farming techniques	District wide	50 farmers trained in irrigation farming techniques					5,000 (GoG)			Agric. Dept.	FNDA
23	Train 40 value chain actors on standards, grading, packaging of vegetables to enhance quality and income	District wide	40 value chain actors trained on standards, grading, packaging of vegetables to enhance quality and income					3,000 (GOG)			Agric. Dept.	FNDA
24	Develop 1 No. waterfall	Apaah	One waterfall developed					30,000 (DACF/IGF)			Central Admin	FNDA
25	Promote tourist potentials in the District (Oduma nkoman Ahenfie)	Aboabo	Tourist potentials in the District (Oduma nkoman Ahenfie) promoted					50,000 (DACF/IGF)			Central Admin	FNDA

**Goal: Social Development**

	Projects/ Activities	Location	Output	Time frame				Indicative Budget			Implementing Agencies	
				1 <sup>st</sup> Qtr	2 <sup>nd</sup> Qtr	3 <sup>rd</sup> Qtr	4 <sup>th</sup> Qtr	Other	IGF	Donor	Lead	Col.
26	Rehabilitate 2 No. 3-Unit Classroom Blocks with ancillary facilities	Amiawa KG, Akoradako jhs	2 No. 3-Unit Classroom Blocks with ancillary facilities rehabilitated					312,50 0 (DDF)			GES/ Works	FNDA
27	Rehabilitate 2 No. 3-Unit Classroom Blocks with ancillary facilities	Abourso KG and Nteso KG	3 No. 3-Unit Classroom Blocks with ancillary facilities rehabilitated					210,000 (DDF)			GES/ Works	FNDA
28	Rehabilitate 1 No. 6-Unit Classroom Blocks with ancillary facilities	Amotare	1 No. 6-Unit Classroom Blocks with ancillary facilities rehabilitated					375,000 (DACF)			GES/ Works	FNDA
29	Complete GES office Annex	District wide	GES office Annex completed					87,500 (DDF)			Works	FNDA
30	Purchase 12 No. motor bikes for Circuit Supervisors	District wide	12 No. motor bikes for Circuit Supervisors purchased					10,500 (DACF)			GES	FNDA
31	Support my first Day at School	District wide	My first Day at School supported					15,000 (DACF)			GES	FNDA
32	Support STMIE clinic	District wide	STMIE clinic supported					10,000 (DACF)			GES	FNDA
33	Monitor BECE and WASSCE and organize mock exams annually	District wide	BECE and WASSCE monitored and mock exams organized annually					15,000 (DACF)			GES	FNDA
34	Institute Annual Teachers award scheme	District wide	Annual Teachers award scheme instituted					15,000 (DACF)			GES	FNDA
35	Support Brilliant But Needy	District wide	Brilliant But Needy					10,000			GES	

	Students		Students supported					(DACF)				
36	Monitor Ghana School Feeding Prog. (GSFP)	District wide	Ghana School Feeding Prog. (GSFP) monitored					10,000 (DACF)			GES	FNDA
37	Support District level Independence Anniversary Celebration	District wide	District level Independence Anniversary Celebration supported					20,000 (DACF)			GES	FNDA
38	Support immunization programmes	District wide	Immunization programmes supported					5,000 (DACF)			GHS	FNDA
39	Sensitize pregnant women on safe motherhood (ANC and IPT)	District wide	Pregnant women sensitized on safe motherhood (ANC and IPT)					2,000 (DACF)			GHS	FNDA
40	Support Malaria programmes	District wide	Malaria programmes supported					2,000 (DACF)			GHS	FNDA
41	Conduct education on HIV/AIDS and family planning	District wide	Education on HIV/AIDS and family planning conducted					2,500 (DACF)			GHS	FNDA
42	Conduct awareness creation on adolescent reproductive health in schools	District wide	Awareness creation on adolescent reproductive health in schools conducted					2,000 (DACF)			GHS	FNDA
43	Support nutrition promotion programmes	District wide	Nutrition promotion programmes supported					2,000 (DACF)			GHS	FNDA
44	Facilitate the provision of 5 small town water systems	Bontrease, Abease, Gyampomani, Osino Akyease and Akoradako	Provision of 5 small town water systems facilitated					225,000 (DACF/N GO's)			WORKS	FNDA
45	Drill 10-No. borehole fitted with hand pumps	District wide	1-No. borehole drilled and fitted with hand					87,500 (DACF)			WORKS	FNDA

			pumps									
46	Rehabilitate 10No. bore-holes	District wide	1 No. bore-hole rehabilitated					12,500 (DACF/DF)			WORKS	FNDA
47	Maintain existing sanitary equipment	District wide	Existing sanitary equipment maintained					20,000 (DACF/DF)			EHSU	FNDA
48	Promote Household toilets (CLTS)	District wide	Household toilets (CLTS) promoted					75,000 (DACF/DF)			EHSU	FNDA
49	Construct urinals	Begoro and Ahomahomaso	Urinals constructed						7,500		EHSU	FNDA
50	Update and Review DESSAP Plan	District wide	DESSAP Plan updated and reviewed					15,000 (DACF)			EHSU	FNDA
51	Level final disposal site	District wide	Final disposal site leveled					125,000 (DDF)			EHSU	FNDA
52	Procure sanitary tools and equipment	District wide	Sanitary tools and equipment procured					20,000 (DACF)			EHSU	FNDA
53	Conduct sensitization programmes on sanitation and hygiene	District wide	Conduct sensitization programmes on sanitation and hygiene						5,000		EHSU	FNDA
54	Support sanitation programmes and National Sanitation Days	District wide	Sanitation programmes and National Sanitation Days supported					12,500 (DACF/IGF)			EHSU	FNDA

55	Sensitization on child labour and child abuse in 10 communities	District wide	Sensitization on child labour and child abuse in 10 communities conducted					1,000 (DACF)			CD & SW	FNDA
56	Identify and register street children in 10 communities in the district	District wide	Street children in 10 communities in the district identified and registered					1,250 (DACF)			CD & SW	FNDA
57	Support women groups in skills acquisition and livelihood programmes	District wide	Women groups in skills acquisition and livelihood programmes supported					12,500 (DACF)			CD & SW	FNDA
58	Meeting with LEAP beneficiaries	District wide	Meeting with LEAP beneficiaries held					500 (DACF)			CD & SW	FNDA
59	Register vulnerables	District wide	Vulnerables registered					5,000 (DACF)			CD & SW	FNDA
60	Give entrepreneurial skills to the physically challenged	District wide	Physically challenged trained in entrepreneurial skills					5,000 (DACF)			CD & SW	FNDA
61	Support monitoring visits to persons with disabilities (PWDs)	District wide	Monitoring visits to persons with disabilities (PWDs) supported					5,000 (DACF)			CD & SW	FNDA
62	Register persons with disabilities (PWDs)	District wide	Persons with disabilities (PWDs) registered					5,000 (DACF)			CD & SW	FNDA
63	Support for sports activities	District wide	Sports activities supported					10,000 (DDF)			CD & SW	FNDA

SOURCE: FDA, DPCU, 2017.

**Goal: Environment, Infrastructure and Human Settlements**

	Projects/ Activities	Location	Outcome/impact Indicators	Time frame				Indicative Budget			Implementing Agencies	
				1 <sup>st</sup> Qtr	2 <sup>nd</sup> Qtr	3 <sup>rd</sup> Qtr	4 <sup>th</sup> Qtr	Other	IGF	Donor	Lead	Col.
64	Complete 1 No. 6-Unit Storey Staff Bungalow	Begoro	1 No. 6-Unit Storey Staff Bungalow completed					27,500 (DACF)			Woks	FNDA
65	Renovate District Assembly Block	Begoro	District Assembly Block renovated					70,000 (DACF)			Woks	FNDA
66	Renovate and Refurbish District Assembly Hall	Begoro	District Assembly Hall renovated and refurbished					65,000 (DACF)			Woks	FNDA
67	Renovate 3 No. Staff bungalows	Begoro	3 No. Staff bungalows renovated					30,000 (DACF)			Woks	FNDA
68	Construct staff bungalows for District Health Director	Begoro	Staff bungalows for District Health Director constructed					125,000 (DACF)			Woks/C entral	FNDA
69	Construct EU building for office accommodation	Begoro	EU building for office accommodation constructed					18,750 (DACF)			Admin Works	FNDA
70	Construct low technology irrigation system and put 10 hectares of land under irrigation	Dedeso	Low technology irrigation system constructed and 10 hectares of land put under irrigation						25,000 (LoCAL)		Works Dept/A gric	FNDA
71	Train 100 farmers in irrigation farming techniques	District wide	100 farmers trained in irrigation farming						3,000 (LoCAL)		Agric. Dept.	FNDA FNDA

			techniques								
72	Organize disaster forums	District wide	Disaster forums organized					5,000 (DACF)			Disaster Mgt. FNDA
73	Strengthen Volunteer Group	District wide	Volunteer Group strengthened					4,000 (DACF)			Disaster Mgt. FNDA
74	Organize community floats	District wide	Community floats organized					3,000 (DACF)			Disaster Mgt. FNDA
75	Strengthen school disaster clubs and form new ones	District wide	School disaster clubs strengthened and new ones formed					3,000 (DACF)			Disaster Mgt. FNDA
76	Plant tree seedlings	District wide	Tree seedlings planted					2,000 (DACF)			Disaster Mgt. FNDA
77	Draw hazard mapping	District wide	Hazard mapping have been drawn					2,500 (DACF)			Disaster Mgt. FNDA
78	Draw contingency plan	District wide	Contingency plan have been drawn					2,500 (DACF)			Disaster Mgt. FNDA
79	Organize staff training	District wide	Staff training organized					1,750 (DACF)			Disaster Mgt. FNDA
80	Resume DDMT meetings	District wide	DDMT meetings resumed					2,500 (DACF)			Disaster Mgt. FNDA
81	Organize education campaigns	District wide	Education campaigns					2,000			Disaster Mgt. FNDA



	and stockpile items		organized and items stockpiled					(DACF)			Mgt.	
82	Create safe havens	District wide	Safe havens created					2,000 (DACF)			Disaster Mgt.	FNDA
83	Reshape town roads and other feeder roads	District wide	Town roads and other feeder roads reshaped					520,000 (GoG/ DACF)			WORK S	FNDA
84	Construct drains/bridge	Lower bosomtwe	Drains constructed					117,500 (DDF)			WORK S	FNDA
85	Construct culverts and U-drains	Odumase west	Culverts and U-drains constructed					90,000 (DDF)			WORK S	FNDA

SOURCE: FDA, DPCU, 2017.

**Goal: Governance, Corruption and Public Accountability**

	Projects/ Activities	Location	Outcome/impact Indicators	Time frame				Indicative Budget			Implementing Agencies	
				1 <sup>st</sup> Qtr	2 <sup>nd</sup> Qtr	3 <sup>rd</sup> Qtr	4 <sup>th</sup> Qtr	Other	IGF	Donor	Lead	Col.
86	Support Street Naming and Property Number System	District wide	Street Naming and Property Number System supported					20,000 (DACF)			Physical Planning	FNDA
87	Prepare planning schemes and lay outs	District wide	Planning schemes and lay outs prepared					3,750 (DACF)			Physical Planning	FNDA
88	Acquisition of maps and planning schemes	District wide	Maps and planning schemes acquired					7,500 (DACF)			Physical Planning	FNDA
89	Organize Public education on appropriate land use	District wide	Public education on appropriate land use organized					625 (DACF)			Physical Planning	FNDA
90	Rehabilitate District Court	Begoro	District Court rehabilitated					625 (DACF)			Works.	FNDA
91	Construct Area Council offices	District wide	Area Council offices constructed					90,000 (DDF)			Works	FNDA
92	Support sub-district structures	District wide	Sub-district structures supported					62,500 (DACF)			Central Admin	FNDA
93	Support community initiated projects	District wide	Community initiated projects supported					62,500 (DACF)			Works	FNDA
94	Review of Plans (DMTDP & AAPS)	District wide	Plans (DMTDP & AAPS) reviewed					8,750 (DACF)			Central Admin	FNDA

95	Implement Popular Participation Activities (Budget Hearings/reviews, Fee Fixing Consultations, DMTDP)	District wide	Popular Participation Activities (Budget Hearings/reviews, Fee Fixing Consultations, DMTDP) implemented					40,000 (DACF)			Central Admin	FNDA
96	Support for M&E activities	District wide	M&E activities supported					87,500 (DACF)			Central Admin	FNDA
97	Train ten (10) Town/Area Councils and Unit Committees in their functional areas	District wide	Ten (10) Town/Area Councils and Unit Committees trained in their functional areas					5,000 (DDF)			Central Admin	FNDA
98	Train 200 revenue collectors in revenue collection and institute annual award schemes	District wide	200 revenue collectors trained in revenue collection and annual award schemes instituted					10,000 (DDF)			Finance Dept.	FNDA
99	Revenue data updates	District wide	Revenue data updated					12,500 (DDF)			Finance Dept.	FNDA
100	Revaluation of properties	District wide	Properties revaluated					75,000 (DDF)			Finance Dept.	FNDA
101	Educate the public on the need to meet their tax obligations	District wide	Public educated on the need to meet their tax obligations						2,500		Finance Dept.	FNDA
102	Provide logistics for revenue collectors	District wide	Logistics for revenue collectors provided						5,000		Finance Dept.	FNDA
103	Procure office furniture	Begoro	Office furniture procured						12,500 (DAC F)		Central Admin	FNDA

104	Support National Celebrations and Protocol functions	District wide	National Celebrations and Protocol functions supported						20,000 (DAC F)		Central Admin	FNDA
105	Purchase office equipment ( Tables, chairs, 10 No. cabinet)	Begoro	Office equipment ( Tables, chairs, 10 No. cabinet) purchased						12,500 (DAC F)		Central Admin	FNDA
106	Purchase stationary	Begoro	Stationary purchased						50,000 (DAC F)		Central Admin	FNDA
107	O&M of vehicles	Begoro	O&M of vehicles						125,000 (DAC F)		Central Admin	FNDA
108	Purchase 2 No. Toyota Cabin Pickup	Begoro	2 No. Toyota Cabin Pickup purchased						75,000 (DAC F)		Central Admin	FNDA
109	Support to other departments	Begoro	Other departments supported						25,000 (DAC F)		Central Admin	FNDA
110	Train drivers and transport officers on comprehensive driving skills and vehicle maintenance	Begoro	Drivers and transport officers trained on comprehensive driving skills and vehicle maintenance					2,000 (DDF)			Central Admin	FNDA
111	Train environmental unit staff on report writing and documentation	Begoro	Environmental unit staff trained on report writing and documentation					1,500 (DDF)			Central Admin	FNDA

112	Train staff on effective communication and minutes writing	Begoro	Staff trained on effective communication and minutes writing					2,500 (DDF)			Central Admin	FNDA
113	Train Heads of department/Unit on change management	Begoro	Heads of department/Unit trained on change management					1,750 (DDF)			Central Admin	FNDA
114	Train staff on Risk and Safety management	Begoro	Staff trained on Risk and Safety management					1,250 (DDF)			Central Admin	FNDA
115	Train staff on cultivating maintenance culture for public property	Begoro	Staff trained on cultivating maintenance culture for public property					2,500 (DDF)			Central Admin	FNDA
116	Sponsor capacity building programmes for staff	Begoro	Capacity building programmes for staff sponsored					225,000 (DDF)			Central Admin	FNDA
117	Refresher training for all Assembly members	Begoro	Refresher training conducted for all Assembly members					1,875 (DDF)			Central Admin	FNDA
118	Establish police posts	District wide	Police posts established					112,500 (DACF/DD F)			GPS	FNDA
119	Create access road to office of Fire Service and Police Quarters/barracks	Begoro	Access road to office of Fire Service and Police Quarters/barracks created					2,500 (DACF)			Works/ Fire service	FNDA
120	Provide and maintain	District wide	Streetlights provided					25,000			Works	FNDA

	streetlights		and maintained					(DACF/IGF )				
121	Support for security activities	District wide	Security activities supported					212,500 (DACF)			GPS/ Central Admin.	FNDA
122	Organize sports activities to sensitize the public on corruption	District wide	Sports activities organized to sensitize the public on corruption					4,000 (DACF)			Central Admin.	FNDA
123	Organize public education and awareness creation on anti-corruption	District wide	Public education and awareness creation on anti-corruption organized					4,000 (DACF)			Central Admin.	FNDA
124	Create civic awareness to enable public demand accountability on corruption	District wide	Civic awareness created to enable public demand accountability on corruption					4,000 (DACF)			Central Admin.	FNDA
125	Support to Traditional Authorities	District wide	Traditional Authorities supported					25,000 (DACF)			Central Admin.	FNDA
126	Support Cultural activities	District wide	Cultural activities supported					5,000 (DDF)			Central Admin.	FNDA
<b>TOTAL</b>								<b>GHC4,711,425.00</b>				

## **CHAPTER SIX**

### **IMPLEMENTATION OF ANNUAL ACTION PLANS**

The Annual Action Plans implementation schedule has been developed to guide the implementation of the planned activities which will be carried out by the Departments, and Agencies in collaboration with the NGOs, CSOs, FBOs and the Private sector.

The timely flow of resources has an influence on the performance of the implementation schedule. The schedule will therefore be distorted if funds are not released timely.

**Table 6.1: Implementation Schedule**

S/NO.	ACTIVITIES	TIME FRAMES				COLLABORATING STAKEHOLDERS	BUDGET GHC
		2018	2019	2020	2021		
1.	<b>DMTDP preparation</b>						
	DMTDP Stakeholders Review meeting to review Plan and AAPs	Mid-June	Mid-June	Mid-June	Mid-June	Heads of MDAs, Opinion Leaders, Traditional Leaders, Assembly Members, NGOs, CBOs, Religious groups, etc	15,000.00
2.	<b>Implementation monitoring</b>						
	Field visit to prepare monitoring checklist	Mid- Jan.	Mid- Jan	Mid- Jan	Mid- Jan	Reps of District Sub-Structures, DPCU, Opinion Leaders , NGOs, CBOs, Reps Religious groups	4000.00
	Review meetings	Qtly	Qtly	Qtly	Qtly	Heads of MDAs, Opinion Leaders, Traditional Leaders, Assembly Members,, NGOs, CBOs, Religious groups, etc	6,000
3.	<b>Preparation of M&amp;E Reports</b>						
	Prepare & submit monthly reports to all Stakeholders	Monthly	Monthly	Monthly	Monthly	All Heads of Depts	1,200.00
	Prepare & submit quarterly reports		March June Sept. Dec	March June Sept. Dec	March June Sept. Dec	All Heads of Depts. RCC, NDPC	1,700.00
	Prepare & submit mid-year report	June	June	June	June	Heads of Sector Departments, RCC, NDPC	2,000.00
	Prepare & submit annual M&E progress reports	January 30 <sup>th</sup>	January 30 <sup>th</sup>	January 25 <sup>th</sup>	January 30 <sup>th</sup>	Heads of Sector Departments, RCC, NDPC	2,000.00
	Organize APR validation workshops	January 10 <sup>th</sup>	January 10 <sup>th</sup>	January 10 <sup>th</sup>	January 10 <sup>th</sup>	All Heads of Depts. Opinion Leaders, Traditional Leaders, Assembly Members, NGOs, CBOs, Religious groups, etc	8,000.00
	Print APR and 4 <sup>th</sup> Quarter reports	January 20 <sup>th</sup>	January 20 <sup>th</sup>	January 22 <sup>th</sup>	January 20 <sup>th</sup>	DPCU	1,000.00
	<b>TOTAL</b>						<b>40,900.00</b>

SOURCE: FDA, DPCU, 2017.



**Table 6.2: MONITORING/RESULTS MATRIX**

<b>ECONOMIC DEVELOPMENT</b>										
<b>FOCUS AREA: INDUSTRIALTRANSFORMATION</b>										
<b>Policy Objective 1: Ensure energy availability and reliability</b>										
Indicators	Indicator Definition	Indicator Type	Baseline 2017	Targets				Disaggregation	Monitoring Frequency	Responsibilities
				2018	2019	2020	2021			
Communities/households connected to the national grid	Total communities/households connected to electricity divided by the total household population.	Output	47.2%	48%	50%	52%	54%	Rural households –Urban households	Annually	Min. of Energy, PURC, ECG
<b>Policy Objective 2: Enhance production and supply of quality raw materials</b>										
No. of SMEs providing support to the commodity value chain	Count of SMEs that are providing support to the commodity value chain	Output	0	20	30	40	50	Rural – Urban	Quarterly	MOTI, NBSSI
<b>Policy Objective 3: Pursue flagship industrial development initiatives</b>										
No. of anchor industries established	Count of industries established within the following sectors: Oil Palm, Industrial Starch, wood processing	Output	12	15	18	20	22	Rural – Urban	Quarterly	MOTI, NBSSI
No. of factories established under the 1D1F programme	Count of factories established under the 1D1F programme	Output	0	1	1	0	0	Rural – Urban, Small-Medium& Large Scale	Quarterly	MOTI (1D1F Secretariat), FDA
<b>FOCUS AREA: PRIVATE SECTOR DEVELOPMENT</b>										
<b>Policy Objective 4: Support entrepreneurs and SME development</b>										

Total beneficiaries under special SMEs interventions: - NEIP: - MASLOC	Count and value of support provided to SMEs under specialised interventions such as National Entrepreneurship and Innovation Plan (NEIP) and MASLOC	Input	0	100	100	100	100	Male-Females	Quarterly	MASLOC secretariat, NBSSI
<b>FOCUS AREA :AGRICULTURE AND RURAL DEVELOPMENT</b>										
<b>Policy Objective 5:</b> Promote a demand driven approach to agricultural development										
Coverage of flagship agriculture programme of Planting for Food and Jobs: - No. of Beneficiary farmers - No. of Extension officers - Total number of jobs created	Total no. of beneficiaries, extensions officers recruited and jobs created under the flagship agriculture programme of Planting for Food and Jobs.	Output	0	50	50	50	50	Male-Females	Quarterly	MOFA
<b>Policy Objective 6:</b> Improve production efficiency and yield										
Total amount of subsidized seeds distributed to farmers (metric tonnes)	The quantity of subsidised seeds of ; maize, pepper, tomatoes, onions distributed to farmers	Output	0	500b 50s 50s 150s	500b 50s 50s 150s	500b 50s 50s 150s	500b 50s 50s 150s	Male-Females	Monthly	MOFA
Extension officer-farmer ratio (excluding cocoa extension officers)	The ratio of the total extension officers to total farmer population	Input	1:4,346	1:1,5 00	1:1,5 00	1:1,5 00	1:1,5 00	Male-Females	Monthly	MOFA
Fertilizer application rate (kg/ha)	Quantity of fertiliser applied (in kilograms) per hectare of cultivated area	Input	N/A	100 Ha	100 Ha	100 Ha	100 Ha	Male-Females	Monthly	MOFA
% of cultivated lands under irrigation (area developed for irrigation/ha): - Total area (formal and non formal) - Formal - Non-formal	The ratio of arable land under irrigation to total arable land, expressed as a percentage	Input	0	200 Ha	200 Ha	200 Ha	200 Ha	Irrigated and non-irrigated land	Monthly	MOFA

Average productivity of selected crop (Mt/Ha): - Maize - Cabbage - Cassava - Yam - Cocoyam - Plantain - Tomatoes - Pepper - Okro - Onion - Garden eggs -Groundnut - Cowpea - Water melon	Output per hectare of selected crops (Mt/Ha)	Output	MT 31,683.24 23,325.12 168,832.63 46,306.40 71,888.00 114,740.10 48,017.00 25,287.61 11,573.25 1,254.90 12,580.00 477.19 786.18 10,145.38	NA	NA	NA		Cereals, root and tubers vegetables,	Monthly	MOFA
Total Volume of selected cash crops produced: - Cocoa - Shea butter - Oil palm - Cashew nut - Cotton	The total quantity of selected cash crops produced in a given year	Output	NA	NA	NA	NA	NA	Traditional and non-traditional cash crops	Monthly	MOFA
<b>Policy Objective 7:</b> Enhance the application of science, technology and innovation										
Total number of beneficiary farmers with access to various agriculture technologies	The total number of farmers who benefited from agricultural technology	Input	7,311	10,000	12000	15,000	20,000	Males - Females	Monthly	MOFA
<b>Policy Objective 8:</b> Improve postharvest management										
Percentage post-harvest losses: - Maize - Rice - Sorghum - Cassava - Yam - Fish (Marine)	The quantitative or qualitative losses in storage, transport, harvest and marketing of agricultural produce (crops, livestock, fisheries) incurred after harvest as a	Outcome	NA	NA	NA	NA	NA	Cereals, root and tubers vegetables,	Monthly	MOFA

- Fish (Artisanal)	percentage of total production									
<b>FOCUS AREA: TOURISM AND CREATIVE ARTS DEVELOPMENT</b>										
<b>Policy Objective 10:</b> Diversify and expand the tourism industry for economic development										
Tourist arrivals	Count of tourist arriving in the district	Outcome	0	100	150	200	250	Male - Female	Quarterly	FNDA
% change in domestic tourism: - No. of domestic tourists - Revenue accrued from fees (GH¢)	The total visits to tourist sites within the district by residents and others expressed as a percentage of the previous year's totals	Outcome	0	5,000	5,000	5,000	5,000		Quarterly	FNDA, Finance Dept.
<b>SOCIAL DEVELOPMENT</b>										
<b>FOCUS AREA: EDUCATION AND TRAINING</b>										
<b>Policy Objective 11:</b> Enhance inclusive and equitable access to, and participation in quality education at all levels										
Net enrolment ratio in Kindergarten, Primary, JHS, SHS	The ratio of the number appropriately Aged pupils/student enrolled in the schools to the number of children in kindergarten, primary, JHS, SHS	Outcome	KG JHS 6,178 SHS 4,977					Male - Female	Quarterly	Education Dept.
Completion rate in P6, JHS3, SHS3	Ratio of the total number of pupils/students enrolled in the last grade of a given level of education (Primary 6, JHS 3, SHS 3), regardless of age, expressed as a percentage of the total population of the theoretical entrance age to the last grade of that level of education	Outcome						Male - Female	Quarterly	Education Dept.
Gender parity index in Kindergarten, Primary, JHS, Second cycle, Tertiary	Ratio of male to female enrolment rates	Outcome	Prim 95% JHS 69% SHS	76% 63%				Male - Female	Quarterly	Education Dept.

			48.3%	46%						
BECE pass rate	Pupils obtaining aggregates between 6 and 36 in the BECE exams, as a percentage of all who sat for the exams	Impact	0%	50%	50%	50%	50%	Male - Female	Annually	Education Dept.
Basic schools needing major repairs (pub./priv.) (%)	No. of basic schools that requires major repairs expressed as percentage of total number of basic schools	Output	41%	45%	50%	55%	60%	Public-Private	Quarterly	Education Dept.
<b>FOCUS AREA : HEALTH AND HEALTH SERVICES</b>										
Policy Objective: Ensure affordable, equitable, easily accessible and Universal Health Coverage (UHC)										
No. of functional Community-based Health Planning Services (CHPS) zones	No. of functional CHPS zones/total no. of demarcated CHPS zones	Output	8	10	13	16	19	Rural - urban	Quarterly	GHS
Percentage of the population with valid NHIS card	The population with valid NHIS card, expressed as a percentage of total population	Output	26,162	50,000	60,000	65,000	70,000	Male - Female	Quarterly	NHIS
Per capita Out-Patient Department (OPD) attendance	Ratio of Out-patient Department (OPD) attendance to the total population	Outcome						Male - Female	Quarterly	GHS
<b>Policy Objective 13: Reduce disability morbidity, and mortality</b>										
Under-five (per 1,000 live births) mortality ratio	Number of deaths occurring in children under-5 years per 1,000 live births	Impact						Male - Female	Quarterly	GHS
Infant (per 1,000 live births) mortality ratio	Number of deaths occurring in the first year of life per 1,000 live births	Impact						Male - Female	Quarterly	GHS
Maternal mortality ratio: - Survey - Institutional (deaths at the	Maternal deaths recorded per 100,000 live births	Impact	82/100,000	0	0	0	0	Age groups	Quarterly	GHS

health facilities per 100,000 live births)										
Percent of children immunised (Penta 3) (%)	Proportion of children 12-23 months fully immunised by 12 months of age		4453	85%	90%	95%	100%	Age groups	Quarterly	GHS
Malaria case fatality rate	Total malaria deaths in health facilities, expressed as a percentage of total malaria admissions in health facilities	Outcome	44/10,000	0.32	0.32	0.32	0.32	Age groups	Quarterly	GHS
Under-5 Malaria Case Fatality Rate	Total malaria deaths in children under-5 years in health facilities expressed as a percentage of total malaria admissions in children under-5 years in health facilities	Outcome	72/10,000	0.32	0.32	0.32	0.32	Age groups	Quarterly	GHS
<b>Policy Objective 14:</b> Ensure reduction of new HIV, AIDS/STIs and other infections, especially among vulnerable groups										
HIV prevalence rate	% of people in the population living with HIV	Outcome						Male-Female	Quarterly	GHS
<b>FOCUS AREA : FOOD AND NUTRITION</b>										
<b>Policy Objective 15:</b> Ensure food and nutrition security (FNS)										
Under-5 stunting, underweight and wasting - Stunting - Underweight - Wasting	The proportion of children under 5 years whose height-for-age, weight-for-age, weight-for-height is less than two standard deviations (-2 SD) from the median of the reference population/group	Outcome						Male-Female Under 5 (Age-groups)	Quarterly	GHS
Prevalence of Anaemia - children under-5 years - women of reproductive age (15-49 years)	The proportion of children under 5 years and women age 15-49 years with any form of anaemia	Outcome						Male-Female Under 5 (Age-groups)	Quarterly	GHS

<b>FOCUS AREA : WATER AND SANITATION</b>										
<b>Policy Objective 16:</b> Improve access to safe and reliable water supply services for all										
Percentage of population with basic access to drinking water sources	Share of population with access to basic drinking water, expressed as a percentage of total population	Output	46%	50%	55%	60%	70%	Rural - Urban	Quarterly	Works, DWST, CWSA, NGO's
<b>Policy Objective 17:</b> Enhance access to improved and reliable environmental sanitation services										
Percentage of population with access to improved liquid waste management	Percentage of population with access to improved toilet facilities	Output						Rural - Urban	Quarterly	EHSU, FNDA, NGO's, Zoomlion
Proportion of communities achieving open defecation-free (ODF) status	Proportion of communities achieving open defecation-free status expressed as a percentage of all communities	Outcome	0	15	20	25	30	Rural - Urban	Quarterly	EHSU, FNDA, NGO's (ORAP&WVI)
Proportion of solid waste properly disposed of (major towns/cities)	% of solid waste collected and disposed of in sanitary landfills	Output	40%	50%	60%	70%	80%	Engineered and non engineered	Quarterly	EHSU, FNDA, , Zoomlion
<b>FOCUS AREA : POVERTY AND INEQUALITY</b>										
<b>Policy Objective 18:</b> Eradicate poverty in all its forms and dimensions										
Incidence of poverty	The proportion of the population that is poor (below poverty line of GH¢1,314)	Impact	0	15%	10%	5%	3%	Rural - Urban	Annually	GSS
<b>Policy Objective 19:</b> Reduce income disparities among socio-economic groups and between geographical areas										
Number of IPEP projects implemented by type.	The number of infrastructure projects undertaken under the IPEP per annum at the constituency-level	Output	0					Rural - Urban	Quarterly	Ministry of Special Development Initiative
<b>Policy Objective 20:</b> Ensure effective child protection and family welfare system										
Percentage of children engaged in child labour	Proportion of children (5-17 years) engaged in child labour as a percentage of all	Outcome	NA	0	0	0	0	Age group (5-17) Males-	Quarterly	Social Development, Dept. of Children

	children							Females		and Social protection
<b>FOCUS AREA: THE AGED</b>										
<b>Policy Objective 21:</b> Ensure adequate healthcare for the aged										
Percent of indigents registered under the NHIS	Number of the aged (70 years and above) with valid NHIS card, expressed as percentage of the total number of persons registered under the scheme	Outcome	1.8%	2%	2.1%	2.2%	2.3%	Male-Female	Quarterly	NHIA, Dept. of Social Dev't
<b>FOCUS AREA: GENDER EQUALITY</b>										
<b>Policy Objective 22:</b> Attain gender equality and equity in political, social and economic development systems and outcomes										
Reported cases of domestic violence	Number of women and girls aged subjected to domestic violence	Output	71	50	30	20	10	Male - Female	Quarterly	DOVVSU, GPS
<b>Policy Objective 23:</b> Promote economic empowerment of women										
Proportion of women with access to institutional credit	Number of women with institutional credit, including from MASLOC and other micro-finance schemes, expressed as a percentage of total number of beneficiaries	Outcome						Male - Female	Quarterly	MASLOC Secretariat, NBSSI
<b>FOCUS AREA 10: SOCIAL PROTECTION</b>										
<b>Policy Objective 24:</b> Strengthen social protection, especially for children, women, persons with disability and the elderly										
Number of extremely poor households benefiting from LEAP	Total number of households that receive cash grants under LEAP	Output	848	1500	1500	1500	1500	Male - Female	Quarterly	Dept. of Social Development, Gender and Social Protection Ministry
<b>FOCUS AREA : DISABILITY AND DEVELOPMENT</b>										
<b>Policy Objective 25:</b> Promote full participation of PWDs in social and economic development										



Proportion of District Assembly Common Fund (DACF) released to PWDs (%)	Actual amount of DACF released to PWDs, expressed as percentage of the amount of DACF expected to be released to PWDs in accordance with the law	Outcome						Male - Female	Quarterly	Dept. of Social Development, Gender and Social Protection Ministry
Proportion of persons with disabilities receiving needed assistive technologies	Total number of persons with disabilities who are provided needed assistive technologies	Output	296	500	600	700	800	Male - Female	Quarterly	Dept. of Social Development, Gender and Social Protection Ministry
<b>ENVIRONMENT, INFRASTRUCTURE AND HUMAN SETTLEMENTS</b>										
<b>FOCUS AREA : PROTECTED AREA</b>										
<b>Policy Objective 26:</b> Protect forest reserves										
Percentage of degraded areas within areas under protection	The measurement of degraded forest reserves as a percentage of total forest reserves in the country	Input						Rural -Urban	Quarterly	Forestry Commission
<b>FOCUS AREA : DEFORESTATION, DESERTIFICATION AND SOIL EROSION</b>										
<b>Policy Objective 27:</b> Combat deforestation, desertification and soil erosion										
State of forest (Rate of deforestation)	The changes in the forest cover arising out of conversion of forested land to other uses, expressed as a percentage of total forested area of the previous year	Output						Rural -Urban	Quarterly	Forestry Commission
Hectares of degraded forest, mining area, dry and wet lands restored/ rehabilitated: - Forest - Mining - Wetlands and mangroves	Total area in hectares of lost forest, mining area, wetland and mangrove areas restored	Output							Quarterly	Forestry Commission
<b>FOCUS AREA : CLIMATE VARIABILITY AND CHANGE</b>										

<b>Policy Objective 28: Enhance Climate Change Resilience</b>										
Percentage of sectors with climate change mitigation and adaptation strategies	The number of climate change mitigation and adaptation measures as related to agricultures, human health and settlement, biodiversity, water resources and wetlands etc., expressed as a percentage of total activities in the AAPs and POA	Output	10.2%	10.5%	10.5%	10.5%	10.5%	Natural-Human Induced CC	Quarterly	Forestry Commission, MOFA, Disaster Mgt. Physical Planning
<b>Policy Objective 29: Promote Proactive Planning for Disaster Prevention and Mitigation</b>										
Number of recorded incidence of disasters across the district	Total number of disasters occurrences across the district in a year	Output	NA	0	0	0	0	Urban- Rural	Quarterly	Disaster Mgt.
Number of communities trained in disaster prevention and management (especially bush fires and flooding)	Total number of communities that benefit from disaster prevention and management training per annum	Output	21	10	10	10	10	Urban- Rural	Quarterly	Disaster Mgt.
Number of deaths, missing persons and persons affected by disaster per 100,000 people	Total number of persons affected by disasters	Output	1	0	0	0	0	Urban- Rural	Quarterly	Disaster Mgt.
<b>FOCUS AREA 9: TRANSPORT INFRASTRUCTURE (ROAD, RAIL, WATER AND AIR)</b>										
<b>Policy Objective 30: Improve efficiency and effectiveness of road transport infrastructure and services</b>										
Road condition mix	The road condition mix shows the proportion of the classified road network which is good, fair, poor	Output						Trunk-Feeder road	Quarterly	DFR. DUR, Highways
Total road network size (km) - Trunk roads - Urban roads - Feeder roads	The total length of classified road network by type, measured in kilometres	Output						Engineered and non-engineered	Quarterly	DFR. DUR, Highways

Proportion of drainage master plan prepared by the District	A plan which outlines systemic actions to construct adequate artificial drains to carry storm water discharge in major towns	Output	1	1	0	0	1	Approved-not approved	Quarterly	Disaster Mgt.
Kilometres of drains constructed: - Primary - Secondary	Kilometres of drains rechanneled, upgraded and maintained	Output		NA	NA	NA	NA		Quarterly	Disaster Mgt.
No. of education programmes on natural and man-made hazards and disaster risk reduction	Count of education programmes on natural and man-made hazards and disaster risk	Outcome	NA	4	4	4	4	Urban - Rural	Quarterly	Disaster Mgt.
<b>Policy Objective 32:</b> Promote sustainable, spatially integrated, balanced and orderly development of human settlements										
No. of communities with: - Structural Plans - Local Plans	The number of communities who have prepared and are implementing Structural Plans (SP) and Local Plans (LP) as a share of total communities, expressed as percentage	Output	30 electoral areas	50	50	50	50	Urban-Rural	Quarterly	Physical Planning Dept.
<b>Policy Objective 33:</b> Provide adequate, safe, secure, quality and affordable housing										
Number of household units provided - Urban <i>households</i> - Rural <i>households</i>	The number of household units constructed by the public and private sector in the rural and urban areas							Urban <i>households</i> - Rural <i>households</i>	Quarterly	GSS
<b>GOVERNANCE, CORRUPTION AND PUBLIC ACCOUNTABILITY</b>										
<b>FOCUS AREA: LOCAL GOVERNANCE AND DECENTRALISATION</b>										
<b>Policy Objective 34:</b> Improve decentralized planning										
Approval of District's medium term development plan	Plan vetted by RCC certified NDPC as against ratio of those uncertified	Input	0%	100%	N/A	N/A	N/A	Certified and not certified plan	Every 4 years	NDPC, RCC, General Assembly
<b>Policy Objective 35:</b> Strengthen fiscal decentralisation										

The share of the district's total revenue	Total revenue (including IGF, DACF, GoG transfers, and donor funds) expressed as a percentage	Output	3,282,103.65	6,717,818.01					Internal-External revenue sources	Quarterly	Finance Dept.
<b>FOCUS AREA: PUBLIC POLICY MANAGEMENT</b>											
<b>Policy Objective 36:</b> Enhance capacity for policy formulation and coordination											
No. of monitoring and evaluation conducted	DPCU/Monitoring team conduct routine monitoring	Output	4	5	5	5	5		Physical – Non-Physical	Quarterly	DPCU
<b>FOCUS AREA: HUMAN SECURITY AND PUBLIC SAFETY</b>											
<b>Policy Objective 37:</b> Enhance security service delivery											
Police-citizen ratio	The ratio of the total number of police officers to the district's population	Output	1:2742	1:1000	1:700	1:600	1:500		Male – Female	Quarterly	GPS
<b>FOCUS AREA : CIVIL SOCIETY AND CIVIC ENGAGEMENT</b>											
<b>Policy Objective 38:</b> Improve participation of civil society (media, traditional authorities, religious bodies) in national development											
Level of CSO engagement in the policy formulation and development process	Inventory of district development processes (such as DMTDP preparation process, M&E, budget preparation process, dialogues, etc.) that CSOs, private sector, traditional authorities, religious bodies and think tanks are involved in during the year, as well as a description of the nature of involvement	Input	70%	80%	85%	90%			Male – Female	Quarterly	DPCU

SOURCE: FDA, DPCU, 2017

## **6.1. ARRANGEMENTS FOR DATA COLLECTION, COLLATION, ANALYSIS AND USE OF RESULTS**

The DPCU will collect, collate and analyze data from field visits, sector departments and other sources to generate quarterly and annual reports for dissemination. Data collected for M&E will be used in assessing the socio economic impact of the programmes and projects implemented within the plan period. The indicators, targets and activities identified in the M&E Core indicators and the matrix will be used.

### **6.1.1. Data Collection on Projects and Programmes**

The existing data in the DA, departments and organizations in the District and reports submitted will be used for the M&E.

The DPCU would compile a register of all on-going programmes and projects in the District. This register would be regularly updated with details on each activity such as project description/name, start time, costs, location and source of funding, expected completion date, status of project, contract sum etc.

This reporting format is periodically used by the NDPC, CBRDP and other donors.

In the District some project information exists from projects reports to the DA through the Executive Committee, RPCU, NDPC and donors. The DPCU would design and use questionnaires or structured interviews to collect primary data that is not available. Data on the key indicators and targets will enable tracking of detailed information on the projects and programmes, their inputs, activities and outputs and would be based on component work programmes or monthly progress meetings.

#### **Primary Data**

Data not available will be collected to augment the existing secondary data. This would be both quantitative and qualitative data, this would include demographic, socioeconomic, revenue, expenditure, gender issues, environmental concerns, and others that may be requested by the DA, RPCU, NDPC, MDAs and other stakeholders.

The data will be in four categories ;

Process data- operations of the DPCU and sub- district structures, tendering, and contract awards, compliance with audit recommendations etc.

Input data- government transfers (DACF, DDFetc), transfers from development partners,, MDAs, NGOs, IGF etc

Output data – (goods and services provided)

Outcome/impact data (changes in livelihoods as a result of certain interventions) eg BECE results, infant mortality, maternal motality etc

#### **Secondary Data**

Existing data from secondary sources will be obtained from reports in the central and decentralized departments, NGOs, organizations and other stakeholders. These sources will be collected,

analyzed and validated to assess whether they are achieving the desired goals and objectives set.

### **Data Validation**

After data collection, a data validation forum would be held to review all data collected with stakeholders and after collation.

### **M&E Information System**

The DPCU would analyze data manually as it has not got a well-functioning Management Information System (MIS) for its data entry and processing. In the interim, data analysis is done by the use of excel and word. However, the District will acquire available data entry and analysis software like Statistical Package for the Social Scientist (SPSS) and as well build the capacity of its members.

#### **6.1.2. Data Analysis and Use of Results**

In M&E, data collected is compared with results, the analysis would be done with the use of bar charts, graphs, tables etc. the basis for the analysis is to report on the progress of each indicator towards meeting the goals, objectives and targets of the DMTDP. The DPCU with the other departments will lead in the data collection, analysis and interpretation.

### **Use of Results**

The database will be at the Planning Unit where all the data would be stored and from where the data would be disseminated and retrieved. The results of the analysis would help to identify and address the problems during the implementation of the DMTDP.

## **6.2. REPORTING ARRANGEMENT**

To ensure efficient and effective implementation of projects and programmes, the DPCU would prepare and submit situational, quarterly and annual reports on the M&E activities to management, the District Assembly, NDPC through the RCC and other relevant stakeholders. Findings and recommendations would be disseminated to the appropriate agencies and institutions for further action. This would enhance the image of the DA and would encourage the donors to invest more in the District.

The format in the table below will be used for M&E reporting.

**Title Page**

- i. Name of MMDA
- ii. Time period for M&E report

**Introduction**

- i. Summary of achievements and challenges with the implementation of the DMTDP
- ii. Purpose of M&E for the stated period
- iii. Processes involved and difficulties encountered

**M&E Activities Report**

- i. Programme/Project status for the quarter or year
- ii. Update on funding sources
- iii. Update on indicators and targets
- iv. Update on critical development and poverty issues
- v. Evaluations conducted; their findings and recommendations
- vi. Participatory M&E undertaken and their results

**The Way Forward**

- i. Key issues addressed and those yet to be addressed
- ii. Recommendations

*SOURCE: FDA, DPCU, 2017.*

### **6.3. DISSEMINATION AND COMMUNICATION STRATEGY**

The dissemination strategy of the District Medium Term Development Plans (DMTDP) is intended to inform and create awareness on the plan. There is therefore the need to develop strategies to promote dialogue and to generate feedback from the public regarding the provision of socio-economic infrastructure and related services.

#### **6.3.1. Dissemination of Annual and Quarterly Progress Report**

The plan would be disseminated to identify stakeholders with the objectives of promoting the stakeholder participation and commitment to the plan. It is also intended to serve as a means to solicit for support in terms of funding, logistic, and human resources for effective implementation of the plan.

#### **6.3.2. Strategies for Promoting Dialogue/ Management of Public Expectations Concerning Services**

The District Assembly has adopted several strategies for promoting dialogue and eliciting information from the public regarding the implementation of planned programmes and projects in

the plan. Stakeholders meetings would be held periodically at the Urban/Town/Area Council level to update the people knowledge on progress of work.

Also, the Assembly would hold meetings with identified civil society organization, Artisans, Religious Groups, etc to discuss the implementation of the plan and receive feedback.

The District Assembly would to a large extent involve the people in the monitoring and evaluation of programmes and projects and also quickly respond to the concerns and expectations of the people during the implementation of the plan. Progress reports on plan implementation would be discussed at Sub-Committee Meetings and Quarterly D.P.C.U. Meetings. Quarterly Review Meetings would also be held to address people's concerns in the process of implementation. Furthermore, the Public Relations and Complaint Committee (P.R.C.C.) of the Assembly would provide a platform for the hearing of issues regarding the implementation of the programmes/projects in the District.

Other forms of disseminating the M&E results to stakeholders and implementing agencies are through the print and electronic media (FM stations), flyers/brochures and the social media such as Facebook, the Assembly's website and others.



**Table 6.3: Communication Activity Matrix**

Activity	Target Audience	Purpose	Method/Tools	Timeframe	Responsibilities
Submission of progress reports	1.NDPC 2. RPCU	Reporting on DMTDP implementation and M&E activities	Delivering of written reports through the RPCU	Quarterly and Annually	DCD/DPO
Public forum/town hall meetings	Community members, traditional authorities, CSOs, development partners etc	Create awareness on the DMTDP and Composite Budget	Community durbars, focus group discussions, visual and power point presentations	Quarterly	DCE/DCD DPO/DBO
Sensitisation and consultations	Sub-structure members (unit committess and U/T/A council members)	Update and collect data on implementation of the DMTDP and Budget	Meetings and workshops	Bi-annually	DPCU
General meetings	Assembly members	1.Get members to appreciate and make inputs into the DMTDP  2.Update members on the status of implementation of the DMTDP	DCE’s sessional address, presentations etc.	Quarterly	DCD/DCE/PM
Information sharing through electronic media	Internal and external stakeholders	Share information on the implementation of the DMTDP	<ul style="list-style-type: none"> <li>- FDA Web site</li> <li>- Social Platforms (Facebook, Whatsapp)</li> <li>- News Letters</li> <li>- Flyers</li> <li>- Media (FM Station)</li> <li>- Notice Board</li> </ul>	Weekly and Quarterly	DCE/DCD/DPO

SOURCE: FDA, DPCU, 2017.

## **6.4. EVALUATIONS**

Performance indicators and targets are the main tools for monitoring and evaluation. They are the requisite bench marks for assessing the implementation status of any policy, programme, project or activity. Performance indicators and targets are used to assess on qualitative and quantitative bases, how successful and how far an objective has been achieved. This is also used to determine the impact.

Some of the well-known PM&E tools and methodologies for social analysis and participatory impact assessment include;

- ✓ Citizen Report Cards
- ✓ Community Score Cards
- ✓ Focus Group Discussions
- ✓ Participatory Expenditure Tracking of Social Service Expenditure, etc

### **6.4.1. Assessment of Effectiveness of Tools and Approach**

The DMTDP will be reviewed regularly; hence the District Assembly will conduct mid-term and post evaluation to assess the level of achievement of the planned programmes. The tools that will be used for the evaluation exercise are; Surveys, questionnaires and interviews. The DPCU will design a template that will be used for the assessment; hence the evaluation will be conducted by internal staff.

### **6.4.2. Assessment of Challenges and Constraints**

The challenges and constraints that will be identified after the assessment of the programmes will inform future planning. Hence the programmes will be reviewed at the end of every evaluation in order to address the issues that will come up.

The assessment process will consider the following in the preparation of the evaluation plan;

- ❖ Background of the evaluation
- ❖ Rationale and objectives of the evaluation
- ❖ Category of stakeholders
- ❖ Organize meetings with stakeholders to discuss draft reports
- ❖ Submit report of evaluation
- ❖ Disseminate the results of the evaluation and act on the findings and recommendations.

There are several evaluation methods; however, the simple and less expensive means will be adopted. The DPCU will establish performance indicators to monitor and evaluate progress and challenges encountered in the DMTDP implementation. It will also make recommendations and suggest alternative actions deemed appropriate.

**Table 6.4: EVALUATION MATRIX**

Evaluation Criteria	Evaluation Questions		Data Needed	Data Sources	Data Collection Method
	Main Questions	Sub-Questions			
Relevance	1.0 Is the program purpose set in line with the development policy or plan of the NDPC?	1.1 Is the program consistent with the development policy or plan of the Assembly?	2018-2021 National Development Planning policies,  2018-2021 Development programmes of the MMDA	2018-2021 National Development Planning Framework,  2018-2021 DMTDP	Questionnaire
		1.2 Is the program consistent with the prioritized development needs of the Assembly?			
		1.3 Is the program consistent with the NDPC policy?			
Efficiency	2.0 Is the scenario to achieve the program purpose appropriate?	2.1 Is the program purpose clear?	POA	2018-2021 DMTDP,	Questionnaire, Interview
		2.2 Can the program purpose be examined based on the data or facts?			
		2.3 Can the program purpose (its target value) be achieved within the plan period?			
		2.4 Is the logical sequence from each sub-component project to the program purpose clear?			
		2.5 Was the Program structured by considering the accomplishments of the district and other districts in order to achieve the program purpose effectively?			
Effectiveness	3.0 Were the sub-programmes implemented properly to achieve the program purpose?	3.1 Were the plans (approval and implementation of sub-component projects) conducted as planned?	Annual Progress reports	Progress report file	Interview, Questionnaires
		3.2 Was there an integrated system to manage the sub-component projects of the Assembly Program (an			

		assignment of program manager and others)?			
		3.3 Was the understanding of the Assembly's Program by related persons adequate?			
		3.4 Was the monitoring system shared among the related persons? Was the necessary data and information collected and accumulated?			
		3.5 Were other program management activities (collaboration and coordination with the ERCC and other departments of the assembly, risk management, revision of the program, and others) conducted properly?			
Impact	4.0 Was the program purpose achieved?	4.1 To what extent was the program purpose achieved?	Annual Progress Reports	Progress report file	Questionnaire, Interview
		4.2 What kinds of impact did the implementation of the Program generate to achieve the development goal of the NDPC?			
		4.3 What other impact was generated by the implementation of the Program?			
Sustainability	5.0 Was the program outcome sustainable?	5.1 To what extent was the program outcome sustainable?			Questionnaire, Interview

SOURCE: FDA, DPCU, 2017.

## **CONCLUSION**

The M&E plan for the DMTDP 2018-2021 will serve as a management tool and also provide a system of transparency, accountability and responsiveness in the allocation of resources for plan period.

A comprehensive schedule for M&E is being developed for evaluating plan achievements. Further arrangements have made for adequate data collection reporting and dissemination of results or achievements to all stakeholders.

**REPORT ON**  
**THE PUBLIC HEARING OF THE DISTRICT MEDIUM-TERM DEVELOPMENT PLAN (DMTDP) 2018-2021**

*Name of District:* Fanteakwa

*Region:* Eastern

*Name of Urban/Town/Area Council*

*Venue:* Begoro

*Date:* 27<sup>th</sup> October, 2017.

**a. Medium of invitations, notices, announcements issued for participation;**

The notice to attend the public hearing was served to the stakeholders and the general public fourteen (14) days before the day of the hearing through the following medium: Invitation letters, notices on notice board and announcements.

**b. Names of special/interest groups & individuals invited were as follows:**

- The Eastern Regional Minister
- The RPCU
- All Assembly members
- District Planning Co-ordinating Unit (DPCU) members
- Other non- non-decentralised departments of the district assembly
- Traditional authorities and opinion leaders
- Representatives of the decentralised departments
- Chairpersons of the Urban/ Town/Area Councils and Unit Committee members
- Recognized religious bodies, voluntary and youth associations
- NGOs and other civil society organizations

**c. Identifiable Representations at hearing:**

- District Chief Executive
- District Coordinating Director
- Eastern Regional Economic Planning Officer
- Traditional Authorities

- Fanteakwa District Police Commander
- DPCU provided the secretarial services
- Members of the Urban/Town/Area Councils and Unit Committees
- Representatives of the decentralised departments
- Assembly members
- Christian Council of Churches and Muslim representatives

**d. Total Number of Persons at hearing:**

The total number of persons at the hearing was 173 made up of 65 Assembly members and 108 Heads of Departments and other Stakeholders. The district has a total of 70 Assembly members; the attendance was therefore 93%.

**e. Gender Ratio/Percentage represented:**

Males who attended the public hearing were in total 142 representing 82% whilst the number of females present was 31 representing 18%.

**f. Language(s) used at hearing:**

English, Twi and Krobo languages were used at the hearing with the Twi language domineering.

**g. Major Issues at Public Hearing (in order of importance):**

Key areas at the hearing in order of importance were as follows;

**1. Agriculture**

- i. Bad road network leading to the various farming areas was the first issue highlighted by the stakeholders present as the hindrance to their agricultural output.
- ii. A concern was raised by green pepper producers about an insect (which name was not known by the complaints) infesting the crop.
- iii. The case of Army worm infection also generated concerns of the whereabouts of the established Agricultural mobile clinics in the district.
- iv. Lack of irrigation facilities to support farmers with their various production activities during the dry season.
- v. Lack of district warehouse to store excess farm produce.
- vi. Concerns were raised about when the “One District One Factory” policy would be carried out.

**2. Road**

- i. The general public at the hearing agreed to the fact that, the road conditions in the district abhorred saying the least.

### **3. Education**

- i. It was pinpointed by some assembly members that, some educational facilities that had been captured by the Plan for rehabilitation had actually collapsed and needed reconstruction and not renovation.
- ii. Some schools under trees needed urgent actions to help address the issue.
- iii. Construction of district library was the last but not least issue commented on by the stakeholder as they congratulated the DPCU for making provisions for that.

### **4. Revenue and administration**

- i. On the issue of leakages with regards to the revenue collection in the District, creating and updating a revenue database was proposed to be the most effective way to curb revenue leakages.
- ii. Complaints were lodged against the some revenue collectors being unprofessional in their dealings with the rate payers.

### **5. Water and Sanitation, Health**

There were concerns why the Fanteakwa citizenry continued to prefer public defecation than the use of household toilets.

- i. Inadequate source of potable water despite improvement made by some NGOs (e.g. World Vision International and Safewater Network) in the provision of boreholes for some communities.
- ii. There were complaints that some remote areas were in dire need of CHPS compounds to provide health care services and help champion the promotion of healthy lives and well-being for all campaign.

### **6. Security**

- i. Establishment of police posts at areas such as Dedeso and Abourso was highlighted as a recipe to control crime activities.

### **7. Disaster management**

- i. There were grievances shown by the people of Bosuso and Bomkame concerning the sustainable ways of addressing the recurrence of flood in their respective communities.

### **8. Tourism**



- i. Development of tourist sites (e.g. Odomankoma Ahenfie, Trudu and Apaa waterfalls etc.) captured in the Plan was also held in high esteem by the stakeholders present as they commented that promoting tourism potentials in the District is a vital instrument in generating funds internally.

## **9. Governance**

- i. The public complained about lack of effective monitoring and evaluation of projects.

**ii.**Lack of Town and Area Council offices was also an issue of concern.

### **iii. Main controversies and major areas of complaints:**

2. Maternal mortality rate was still seen to be high in the district due to inadequate CHPS compounds in some community to curb the disturbing situation.
3. The case of Army worm infection raised concerns of the where about of the established Agricultural mobile clinics in the district.
4. Issue of corruption was raised with regards to the revenue collection in the District.
5. With the above problem outlined, there was the issue of what are to be done to subdue the District's overreliance on funds from central Government to initiate development programmes and projects.
6. Non-completion and abandoned of projects was highlighted as a devastating issue hindering the development of the Fanteakwa District as monitoring and evaluation (M & E) was seen to be ineffective.
7. Overambitious on the part of Assembly Members to have most of their proposed projects captured in the Plan.
8. The issue of the Plan capturing the purchase of twelve (12) motorbikes for circuit supervisors instead of an agreed number of thirteen (13).

### **i. Proposals for the Resolution of the above controversies and complaints:**

1. Construction and rehabilitation of health Facilities in selected communities.
2. Numbers of Agric Officers at the established Agricultural mobile clinics in the district to be given to farmers to access services.
3. Creating and updating a revenue database was proposed to be the most effective way to curb the leakages in the revenue collection.
4. Initiating effective ways of generating internally generated revenue to fund developmental projects.
5. Effective monitoring and evaluation of projects to ensure value for money.
6. Revising and updating of DESSAP plan regularly.

7. The Plan captured the provision of twelve (12) motorbikes instead of an agreed number of thirteen (13) in the previous assembly.

**j. Unresolved questions or queries:**

There were no unresolved questions or queries made at the hearing.

**k. At what level are these unresolved problems going to be resolved and why:**

There were no unresolved problems or queries made that needs to be resolved at a different level other than at the hearing.

**l. A Brief Comment on General Level of Participation:**

The participation was very impressive and overwhelming. The public appreciated the submissions made and the plans for the next four years hence made significant inputs. The fair distribution of programmes and projects in the two areas (North and South) and the non-partisan nature of the whole process motivated participants to participate actively.

**Assent to Acceptance of Public Hearing Report:**

Signature of:

District Chief Executive .....  
(Hon. Charles Oware-Tweneboah)

District Coordinating Director .....  
(Francisca E. Danquah)

Presiding Member .....  
(Hon. Ernest Ofori)

Chairman of Development Planning Sub-committee .....  
(Hon. Sunny Hans)

District Development Planning Officer .....  
(Iris Dalaba)